


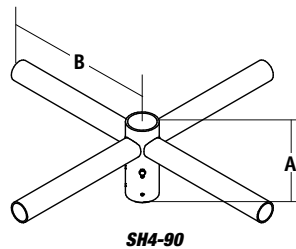
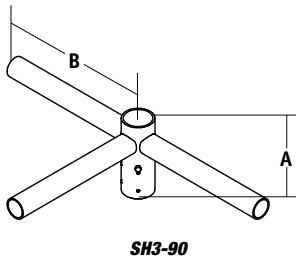
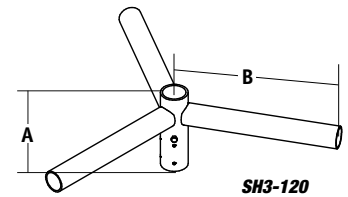
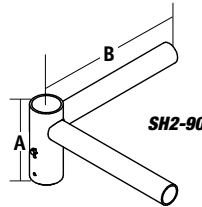
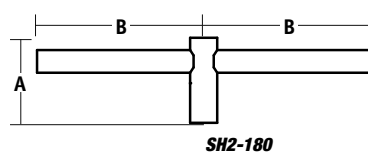
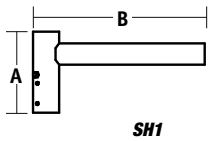
POLE TOP BRACKETS	Cat.#		
	Job	Type	
			Approvals

ORDERING INFORMATION

SPOKE TYPE BRACKETS

(order as separate part #, field installed)

Catalog Number	Description	Max allowable load per tenon	Bracket EPA, MAX.	Bracket weight, MAX
SH1	Single	60 lbs (27.2 kg)	0.6	18
SH2-180	Twin, 2@180	60 lbs (27.2 kg)	1.0	27
SH2-90	Twin, 2@90	60 lbs (27.2 kg)	0.8	27
SH3-120	3 @ 120	60 lbs (27.2 kg)	0.9	36
SH3-90	3 @ 90	60 lbs (27.2 kg)	1.0	36
SH4-90	4 @ 90	60 lbs (27.2 kg)	1.0	45



A	B
9"	8", 12", 18", 30"
229 mm	203 mm, 305 mm, 457 mm, 762 mm

ORDERING INFORMATION – ORDERING EXAMPLE: SB-2-180-PT25-BL

SH	-		-		-		-	
CONFIGURATION		LENGTH		POLE TENON SIZE		COLOR		
1		8"		PT20 2" pipe tenon (2.38" O.D.)		DB Dark bronze textured		
2-180		12"		PT25 2.5" pipe tenon (2.88" O.D.)		BL Black textured		
2-90		18"		PT35 3.5" pipe tenon (4.0" O.D.)		WH White textured		
3-120		24"				GR Gray textured		
3-90		30"				PS Platinum silver smooth		
4-90								