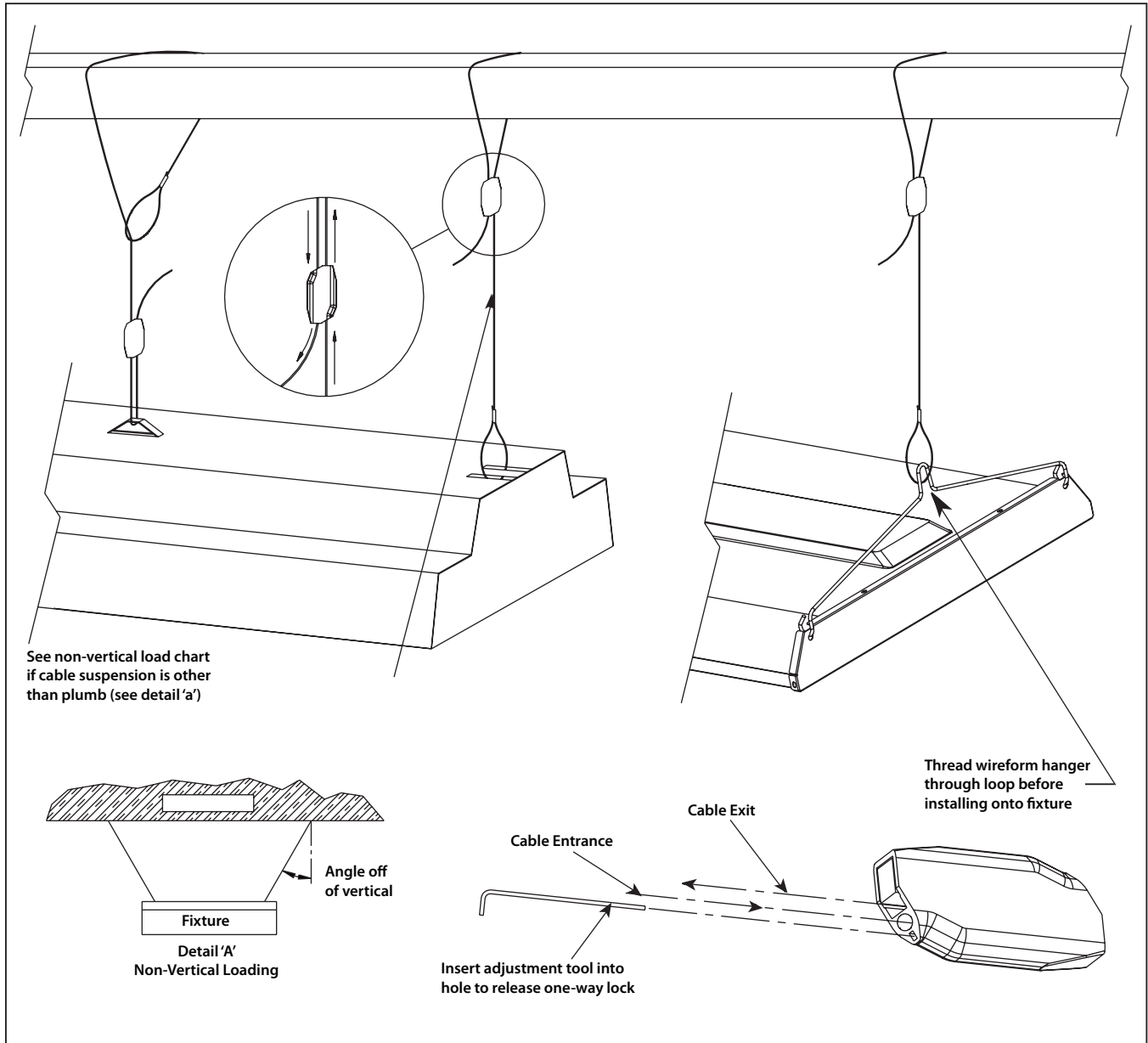
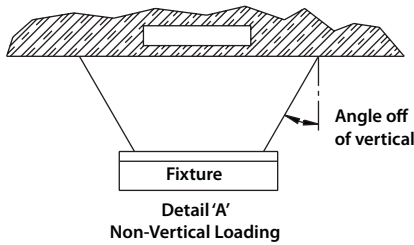


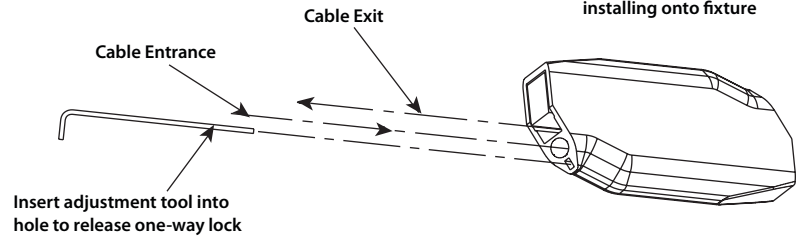
INST HGR GLH LOOP-END



See non-vertical load chart if cable suspension is other than plumb (see detail 'a')

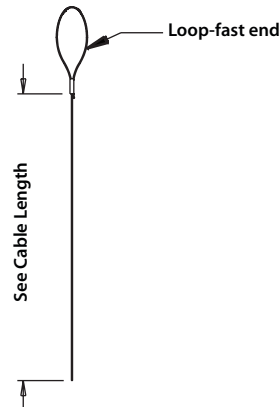


Detail 'A'
Non-Vertical Loading



Thread wireform hanger through loop before installing onto fixture

COLUMBIA PART NUMBER	SIZE	WORKING LOAD	BREAKING LOAD	CABLE LENGTH
02371.60	No. 1	22 lbs.	110 lbs.	60"
023471.120	No. 1	22 lbs.	110 lbs.	120"
023471.180	No. 1	22 lbs.	110 lbs.	180"
023471.360	No. 1	22 lbs.	110 lbs.	360"
023512.60	No. 2	100 lbs.	500 lbs.	60"
023512.120	No. 2	100 lbs.	500 lbs.	120"
023512.180	No. 2	100 lbs.	500 lbs.	180"
023512.360	No. 2	100 lbs.	500 lbs.	360"



NON-VERTICAL LOAD CHART	
ANGLE FROM VERTICAL	% OF LOAD
0°	100%
15°	96%
30°	86%
45°	70%
60° MAX	50%