



KIM LIGHTING

16555 East Gale Avenue
City of Industry, CA 91745-1788
626/968-5666 • FAX 626/968-5716

B30-LED



HUBBELL
Lighting

B30-LED Series 8" Round Traditional Bollard Installation Instructions



WARNING: Fixtures must be grounded in accordance with local codes or the National Electrical Code. Failure to do so may result in serious personal injury.

CAUTION: All wiring must be done by a qualified electrician.

KEEP THIS SHEET FOR FUTURE REFERENCE.

Tools Required:

- Ratchet with 9/16" deep socket
- 3/16" Hex Key
- 1/8" Hex Key
- 9/16" Open End Wrench
- Flat Blade Screwdriver

Base Casting Installation:



Make certain electrical supply is **OFF** before starting installation.

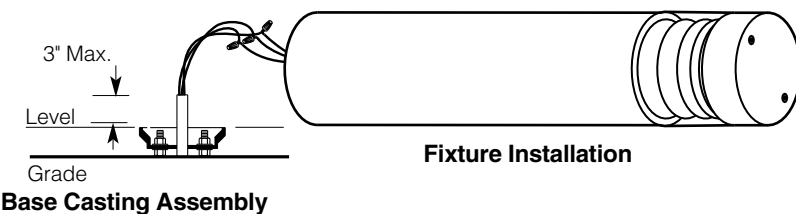
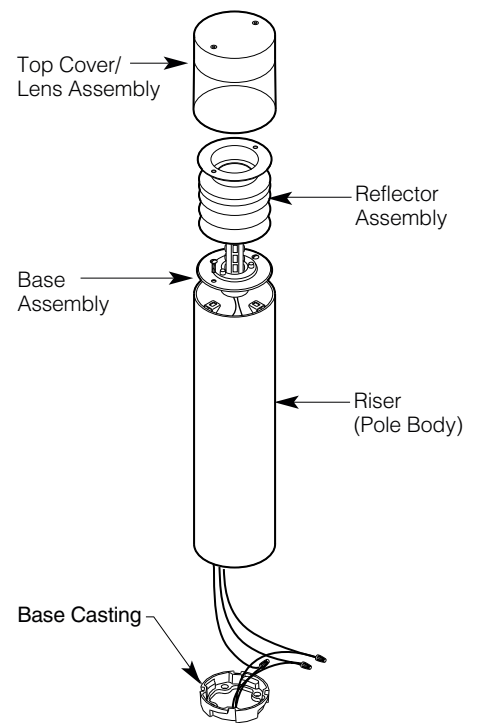
1. Install the base casting on the pre-set anchor bolts. Use flat washers and hex nuts both below and above the base casting.
2. Level the top edge of the casting by adjusting the bottom leveling nuts. Tighten the upper nuts.
3. Connect the circuit ground wire to the grounding lug on the ballast bracket.
4. Connect power supply leads to the driver input leads.

Fixture Installation:

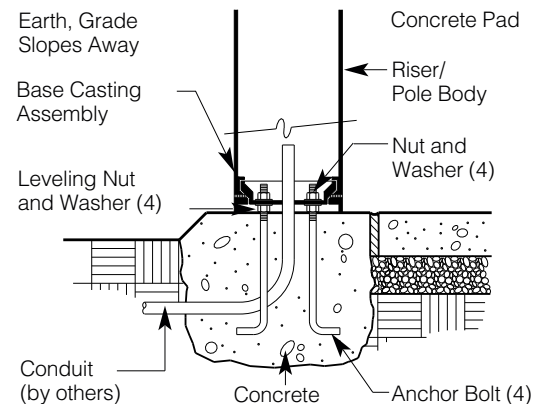


Make certain electrical supply is **OFF** before starting installation.

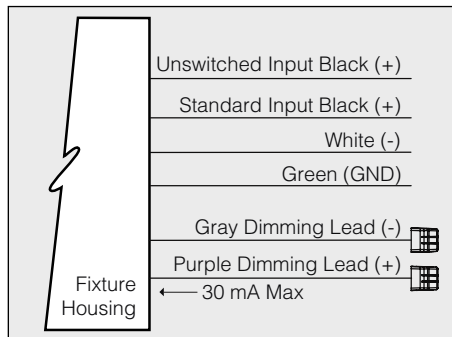

1. To protect finish, lay fixture horizontally on soft cloth with open end of fixture next to installed base casting.
2. Connect fixture ground lead (green) to the short green wire connected to the grounding lug on the driver bracket.
3. Connect the LED module leads to the driver.
4. Place pole body over base casting and slowly turn until body drops into retaining slots, then twist clockwise to lock the pole onto the base casting.
5. Tighten the two set screws at the bottom of the pole using a 3/16" hex key.



Final Installation Detail



B30-LED Series 8" Round Traditional Bollard Installation Instructions



FOR OPTIONAL BATTERY BACKUP

Driver assembly and base casting looks like image above. Connect the circuit ground wire to the green wire connected to the green wire connected to the grounding lug lead on the driver bracket. Connect the power supply leads to the driver input leads, white-to-common and black-to-voltage, black "Un-switched to AC Power" lead to an un-switched AC power source of 100-277V AC.

BATTERY BACKUP

If your fixture includes Battery Backup Option, an additional power wire is included labeled "Unswitched Power". This lead must be connected to an unswitched power source running 120-277 VAC to function properly.

0-10V DIMMING

Driver has a 0-10V dimming interface with a dimming range of 10-100%. Is compatible with most control systems including Hubbell Building Automation wiHUBB™. Approved dimmers include Lutron Diva AVTV, Lutron Nova NFTV and NTFTV. Note: Not compatible with current sourcing dimmers. Controls compatible via Gray and Purple dimming lead.

B30-LED Series 8” Round Traditional Bollard Installation Instructions

LED BOLLARD WARRANTY

When properly installed and under normal conditions of use, Kim Lighting warrants LED Bollard products (“Product(s)”) sold by Kim Lighting to be free from defects in material and workmanship for (i) a period of five (5) years for metal parts, (ii) a period of ten (10) years for exterior housing paint finish(s), and, (iii) a period of six (6) years for LED Light Engines () and, (iv) a period of five (5) years for LED power components (LED Driver), from the date of sale of such goods to the buyer as specified in Kim Lighting shipment documents for each Product(s). The buyer agrees to make all claims regarding defects or deficiencies in the Product(s) according to the terms of Kim Lighting’s official warranty. Warranty claims must be made in writing according to Kim Lighting procedures existing at the time of the claim. Valid warranty claims must be made within the warranty period specified herein above, and submitted within thirty (30) days of discovery of the damage or defect. No FIELD labor, repair, DISMANTLE, or installation charges are included with this warranty. Kim Lighting may repair or replace any Product(s) covered by this warranty at its sole discretion and in accordance with its procedure. Any unauthorized return, repair, replacement or modification of the Product(s) shall void this warranty. This warranty applies only to the use of the Product(s) as intended by Kim Lighting and does not cover any misapplication or misuse of said Product(s), or installation in hazardous or corrosive environments. In no event shall Kim Lighting’s total liability for any reason arising hereunder exceed the purchase price paid to Kim Lighting for the product purchased by the buyer hereunder. Contact Kim Lighting for complete warranty language, exceptions, and limitations.

General Product Limited Warranty Coverage

All material and component parts used in the manufacture of Kim Products, are warranted to be free from defects of material and/or workmanship for a period of 1 year from date of sale, with the following exceptions:

Auxiliary Equipment

All auxiliary equipment (such as drivers and battery backup) provided by and/or included in Kim Products shall carry the component manufacturer’s warranty.

Aluminum Landscape Components

Aluminum Landscape fixture components not in direct contact with soil, shall be warranted against defects of material and/or workmanship for a period of 3 years from date of sale. Aluminum fixture components in direct contact with soil shall be warranted from defects of material and failure from corrosion for a period of 1 year from date of sale.

Limit of Liability and General Conditions

Only products which are installed, used and maintained in accordance with applicable Kim instructions, specifications and accepted trade practices, are covered by the Kim Warranty. During the warranty period, with proof of purchase, Kim will repair or replace with the same or similar product, at Kim’s option, without charge. Labor costs are the owner’s responsibility and are excluded from this warranty. This warranty is void if the product is modified, tampered with, mis-applied, poorly installed, improperly maintained, or subjected to abnormal conditions.

Repair or replacement as provided under this warranty is the exclusive remedy of the purchaser. This warranty is in lieu of all other warranties, expressed or implied, including any implied warranty of fitness for a particular application. Kim Lighting shall not be liable to the purchaser for indirect or consequential damages.

