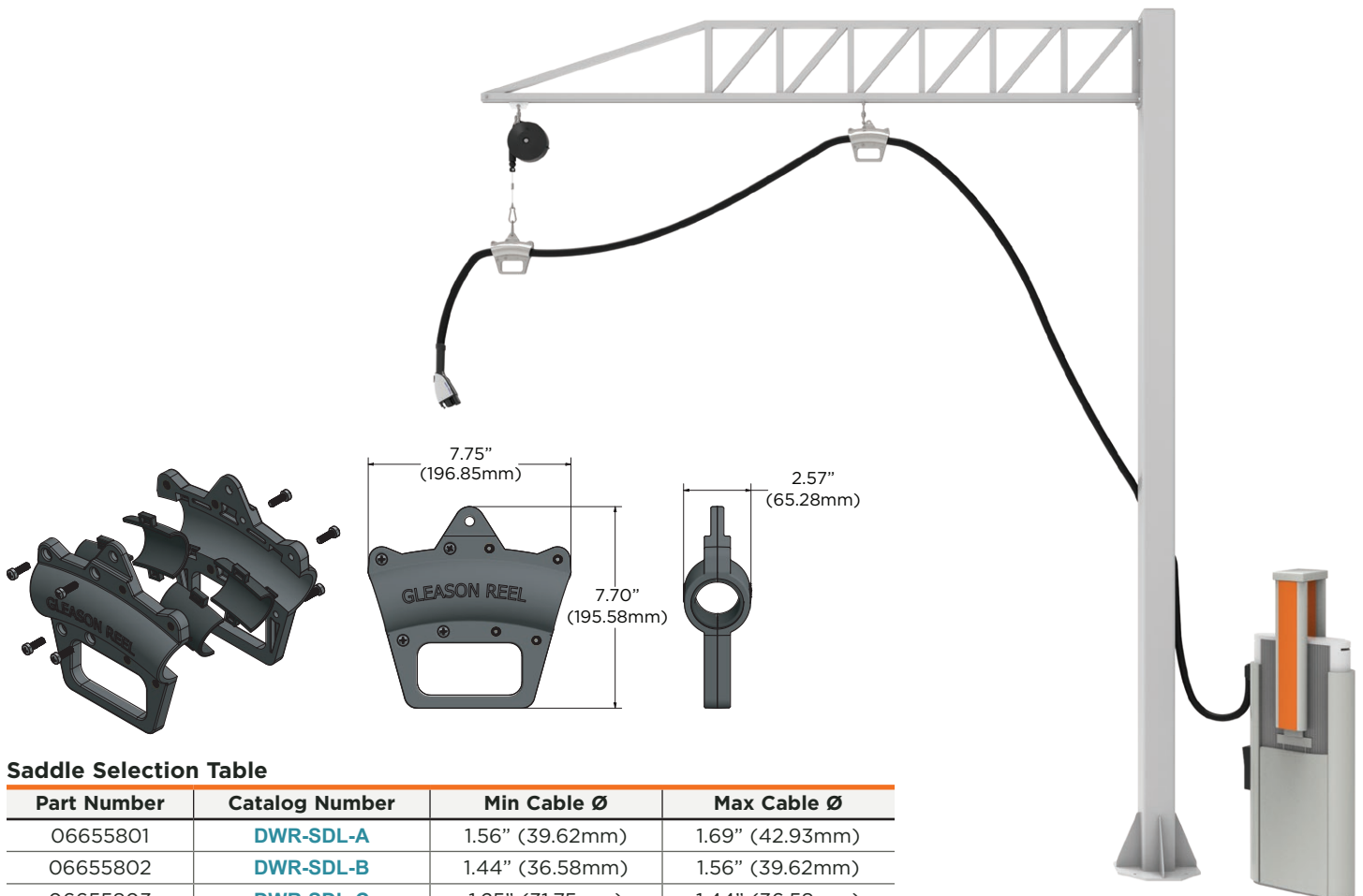




ChargeBase™ EV Charging Cable Retractor

Electric Fleet Cable Management System

The ChargeBase EV Charging Cable Retractor features a jib and boom assembly designed to support level 3/DC fast charging cables in indoor and outdoor applications. Multiple trolleys and a balancer allow the cable to be easily moved and stored when not in use. The balancer lifts the charging head off of the ground, avoiding costly damage and down time. Specially designed nylon saddles support the cable to keep it from being damaged. The boom is offered in 6ft., 8ft., and 10ft. lengths to accommodate a wide range of charging environments.

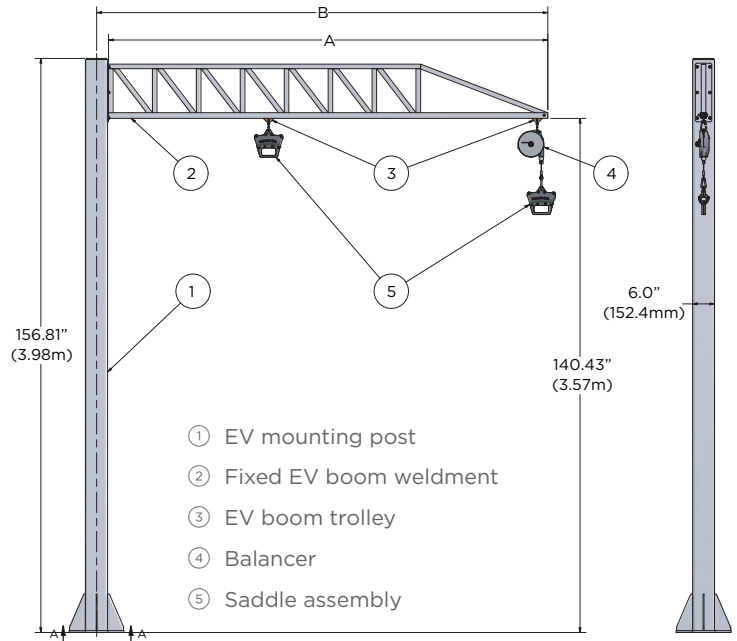
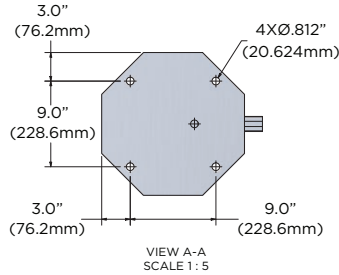


Saddle Selection Table

Part Number	Catalog Number	Min Cable Ø	Max Cable Ø
06655801	DWR-SDL-A	1.56" (39.62mm)	1.69" (42.93mm)
06655802	DWR-SDL-B	1.44" (36.58mm)	1.56" (39.62mm)
06655803	DWR-SDL-C	1.25" (31.75mm)	1.44" (36.58mm)
06655804	DWR-SDL-D	1.69" (42.93mm)	1.81" (45.97mm)
06655805	DWR-SDL-E	1.81" (45.97mm)	1.88" (47.75mm)

Boom Configuration Table

Part Number	Catalog Number	DIM A	DIMB
066833	EVB-10	120" (3.05m)	123.25" (3.13m)
06683301	EVB-08	96" (2.44m)	99.25" (2.52m)
06683302	EVB-06	72" (1.83m)	75.25" (1.91m)



Boom Configuration Ranges

