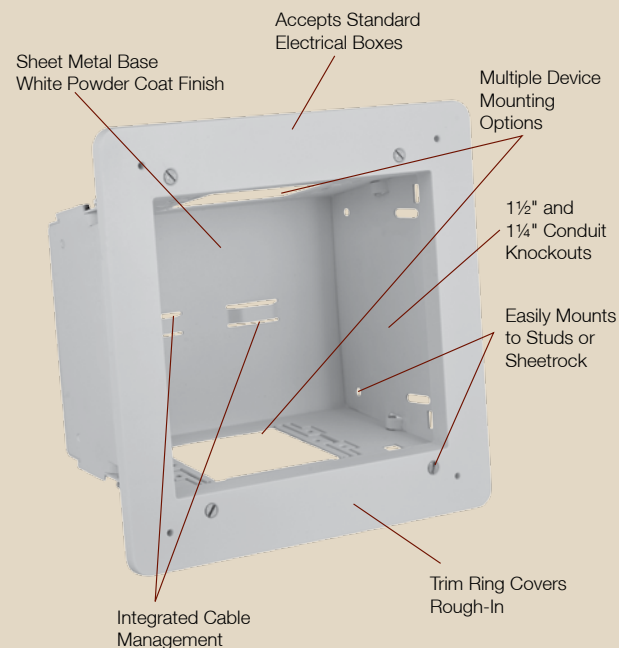


## Flat Panel Connection Enclosure



Hubbell's netSELECT® FPTV connection enclosure delivers high-density connectivity and power in the wall. In-wall connections allow flat panel displays and interactive "smart" boards to sit flush without dangling cords. It quickly installs to studs or sheetrock without additional components or hardware.

The enclosure is designed to accommodate large bend radii associated with current cable types such as HDMI, DVI, RG6/UQ, and VGA. The base is constructed from 18ga. cold rolled steel, which provides toughness and meets requirements for high-rise residential and commercial construction. The white powder coat finish provides durability and an appearance that blends into the wall.

- Optional screw on cover reduces tampering and protects connections.
- cULus 1863 listed



### FPTV Connection Enclosure

Description	Color	Catalog No.
2-Gang in-wall enclosure	White	<b>NSAV62M</b>
Steel cover with cable exit	White	<b>NSAV6C</b>
Blank steel cover	White	<b>NSAV6CB</b>
Block wall adapter	White	<b>NSAV6BW</b>
New work stud brackets	–	<b>NSAV6NW</b>

### Power Kits

Description	Color	Catalog No.
Standard power kit	White	<b>NSOKPTR</b>
Surge protected power kit	Blue	<b>NSOKPS</b>

### Connectors

Description	Color	Catalog No.
1-Port HDMI	White	<b>NS801W</b>
2-Port HDMI	White	<b>NS802W</b>
HDMI snap fit	Black	<b>SFHCBK</b>
F-Connector gold plate	White	<b>SFFGW</b>
Cat6 snap fit	White	<b>NSJ6W</b>
RCA snap fit red interior	White	<b>SFRCRFFW</b>
RCA snap fit yellow interior	White	<b>SFRCYFFW</b>
RCA snap fit white interior	White	<b>SFRCWFFW</b>

### Plates

Description	Color	Catalog No.
1-Gang decorator	White	<b>NP26W</b>
1-Gang 6-port snap fit	White	<b>NSP16W</b>

### HDMI Cordsets

Description	Color	Catalog No.
In-wall with thumb screw, 10 foot	Black	<b>HDH10BK</b>
Device to device, 3 foot	Black	<b>HDPC03BK</b>

Hubbell Wiring Systems  
Hubbell Incorporated (Delaware)  
40 Waterview Drive  
Shelton, CT 06484  
Phone (800) 288-6000  
FAX (800) 255-1031



[www.hubbell-wiring.com](http://www.hubbell-wiring.com)  
[www.hubbell-premise.com](http://www.hubbell-premise.com)

Printed in U.S.A.  
Specifications subject to change without notice.  
® is a registered trademark of Hubbell Incorporated.  
HWSLTRS002 1/13

## HDTV Connectivity Installation Guide



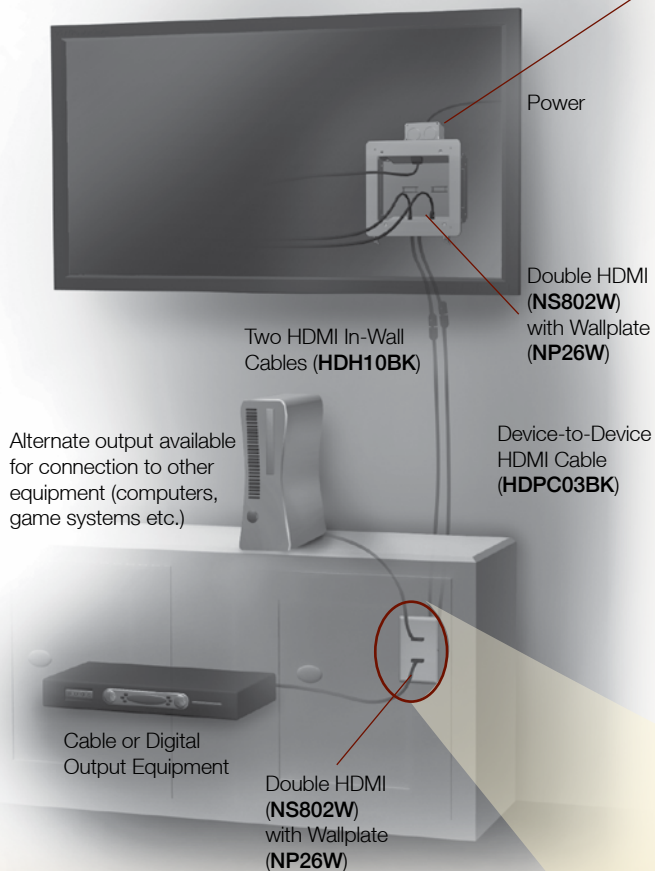
**In-Wall Delivery  
of Multimedia  
and Power**



## Your High Density, Professional Quality Interface

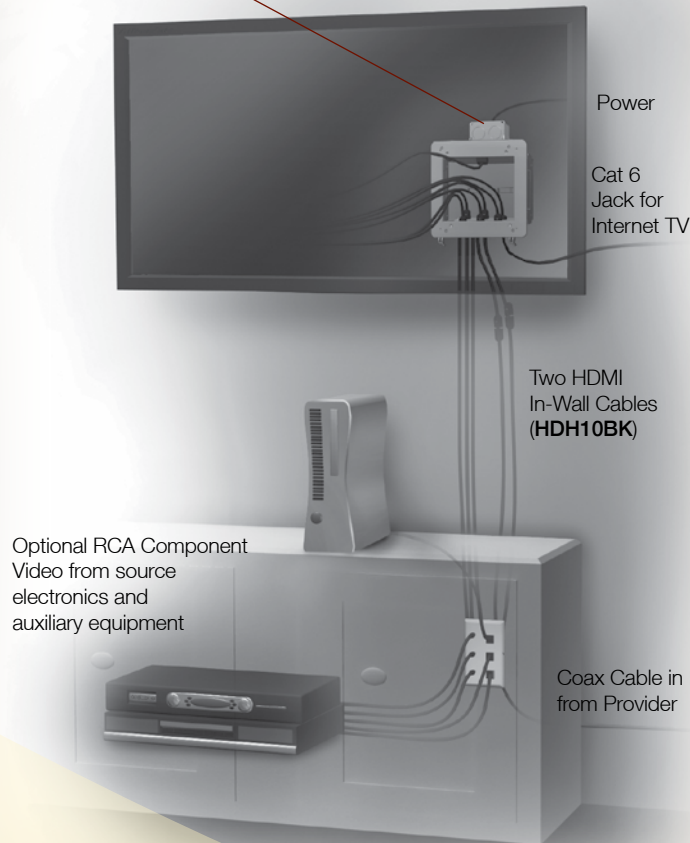
Flat Panel TV installations demand the best connections to assure optimum image quality. Hubbell has engineered a metal recessed enclosure that accommodates connections for HDMI, DVI, RG6/UQ and VGA. This allows large, high density cables to fit in the smallest footprint possible. Compatible with a wide variety of TV mounts, this enclosure provides an in-wall structured network for multimedia connections and cables. For maximum reliability and longevity, Hubbell is an ideal solution for today's HD and 3-D TV installations.

### Using HDMI



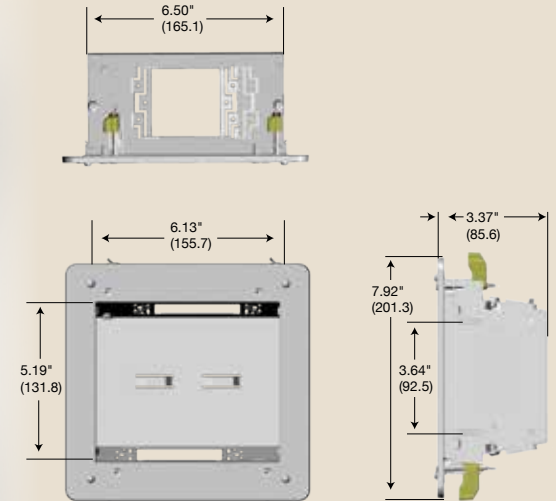
### Alternate Connections for Cable, Internet TV and Legacy TV

Enclosure (NSAV62M) with 15 Amp Duplex Receptacle Kit for power (NSOKP)



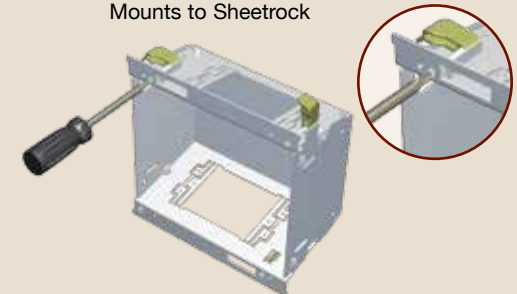
### Dimensions

#### NSAV62M




### Mounting Options

#### Mounts to Sheetrock



#### Mounts to Studs



### Thumbscrew HDMI Connection

