1AD/1AS2
Switch Mounting Data Sheet

1. POLE DIMENSIONS (FIG. 1)

Fill in the pole dimensions in feet and inches. Reference Fig. 1 for dimensions A, B,and C.

DIMENSIONS

A_____

B_____

C_____

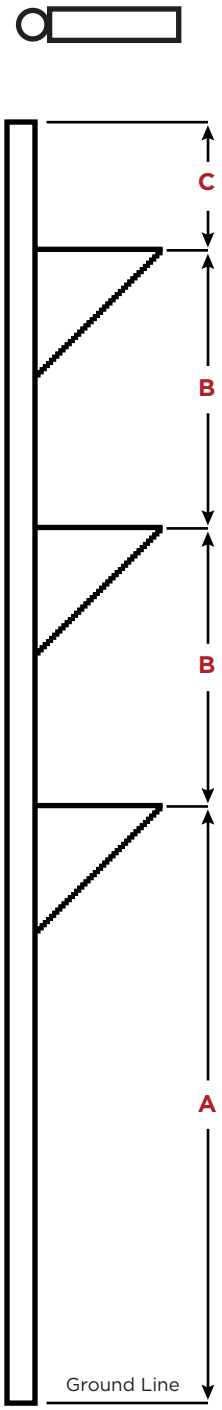

FIG. 1

2. POLE SHAPE

Mark the pole shape that matches the switch pole shape.

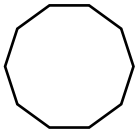

MULTI SIDED ☐

RECTANGULAR ☐



ROUND ☐

OTHER ☐

©Copyright 2016 Hubbell Incorporated. Because Hubbell has a policy of continuous product improvement, we reserve the right to change design and specifications without notice.

Printed in the U.S.A. | TD_10_138E

3. POLE SPECIFICATIONS

Fill in the following pole specifications; top diameter, taper, number of sides (if appropriate) and pole material.

Note: For multi-sided steel pole see details F and G for thru-bolt and bracket mounted type switch poles.

POLE DIMENSIONS

Pole Top Diameter_____

Taper_____

Number of Sides_____

POLE MATERIAL

☐ Round Wood

☐ Concrete

☐ Laminated Wood

Steel_____

☐ Thru-Bolt **(DETAIL F)**

☐ Bracket Mounted **(DETAIL G)**

DETAIL F

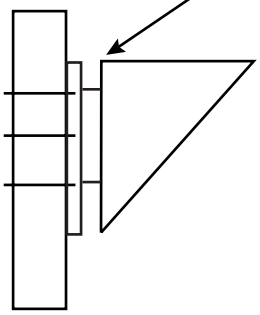

Switch frame is mounted and pinned to mounting bracket that is mounted directly to pole face with bolts that pass through the pole

DETAIL G

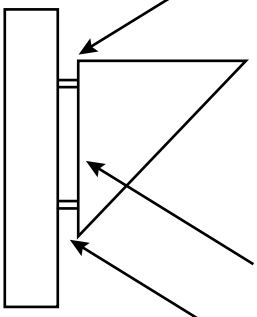

A steel vang is welded to pole for switch frame mounting

Switch frame is mounted and pinned onto steel vangs

Vangs supplied by pole supplier

4. CONTACT INFORMATION

Fill in contact information and state if approvals drawings are needed.
**If the Approval Drawing box is not marked "YES", then Turner Electric is assuming no approvals drawings are required and order will be processed to manufacturing.*

Are Approval Drawings Required? ☐

Contact Name_____

Email Address_____

Phone Number_____

Purchase Order Number(Customer)_____

Line/Job Name(Customer)_____

Work Order Number(Customer)_____

Sheet Number_____ OF _____

5. Return this sheet with the P.O. for more effective order processing.

©Copyright 2016 Hubbell Incorporated. Because Hubbell has a policy of continuous product improvement, we reserve the right to change design and specifications without notice.

Printed in the U.S.A. | TD_10_138E