

H-MOSS® WL-Series Wireless Controls

Application Guide

HUBBELL®
Wiring Device-Kellems



Fast  Flexible  Functional



H-MOSS® Occupancy Sensors

WL-Series Wireless Controls



Key Benefits

- Eliminate the need to run extra wiring
- Get off the job site quickly
- Avoid asbestos mitigation issues
- Non-invasive
- Support highly reconfigured spaces

Create more complex setups easily

- Multi-way switching
- Daylight harvesting
- Plug controls

Easy Installation

Flexible

Easily add, move or change sensors



Fast

Six second press and hold setup



10+



Functional

Ten year battery life

Meet Wired Controls' New Companion

There are many retrofit applications where running the extra wiring for traditional occupancy sensors is difficult or impossible. This is where Hubbell's WL-Series Wireless Controls shine by eliminating sensor wiring. Deploy Hubbell's popular wired controls where you can and then utilize WL-Series Controls in the areas that have hard ceilings, asbestos, or poor switch locations.

Wireless is Fast

The WL-Series sensors install and setup fast. A typical installation involves only replacing the existing wall switch and pairing the desired battery powered sensor. These controls utilize a simplified 2-button, 6-second press and hold, commissioning procedure. There is no need for remotes, computers, smartphones, or any other device to setup the system.

Wireless is Flexible

These battery operated sensors allow for painless reconfigurations and repositioning. This benefits applications such as open office areas, museum exhibits, and production or test lab environments. Adding, removing, and moving sensors can easily be done by maintenance personnel because they are battery powered, eliminating any need for additional wiring.

Wireless is Functional

The WL-Series sensors are designed for ultra-low power consumption which translates into a ten year battery life. They also combine advanced Digital Signal Processing (DSP) with Passive Infrared (PIR) technology to maximize sensitivity to the movement of heat emitted from people occupying a space. Commands are wirelessly transmitted up to 60ft. over the low interference 434MHz band to associated Clear Connect® enabled devices that automatically turn off lights and other non essential loads.

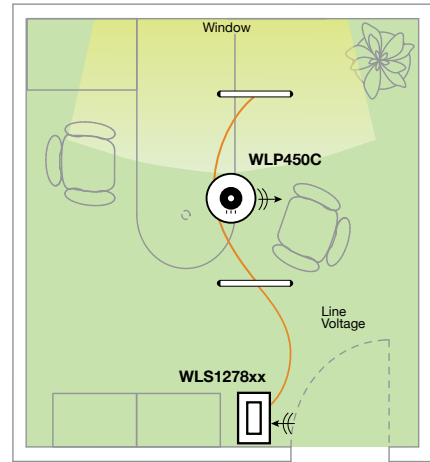


*Clear Connect™ is a registered trademark of Lutron Electronics Co., Inc.

FAST

Private Office Application

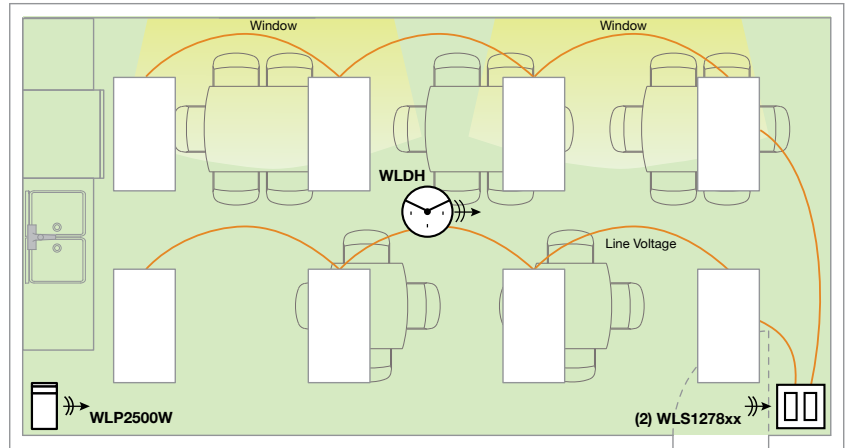
Replace wall switch with receiver switch and position sensor to "see" occupant's hands.



FLEXIBLE

Break Room Application

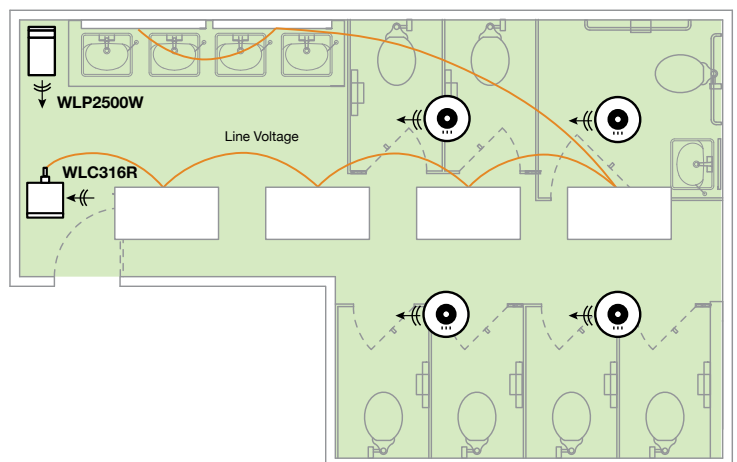
Easily add daylight harvesting without running additional wires.



FUNCTIONAL

Rest Room Application


Utilize remote mounted control unit and multiple sensors to ensure occupant coverage.



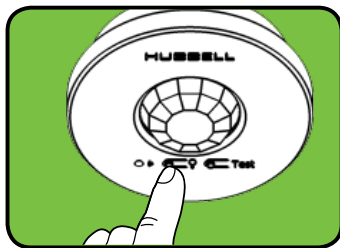
H-MOSS[®] Occupancy Sensors

WL-Series Wireless Controls

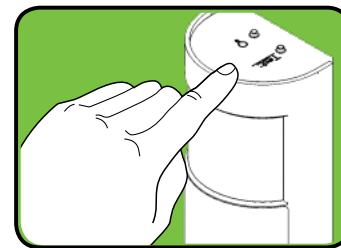
Setup Procedure



1) Press and hold switch for 6 seconds until LED flashes



2) Press and hold for 6 seconds until lights flash to confirm pairing



3) Repeat process for additional sensors

Ordering Information

Wireless Wall Switches

Description	Color	Catalog Number
8A Lighting, 3A Fan (1/10 HP motor, 120V only), Spec Grade Electronic Switch 120-277V, No Neutral Wire Required	Ivory	WLS1278I
	White	WLS1278W
Accessory Switch 120V	Ivory	WLAS120I
	White	WLAS120W
Accessory Switch 277V	Ivory	WLAS277I
	White	WLAS277W

Compatible Transmitters: WLP series and WLDH sensors or any Lutron Clear Connect Enabled Sensor



Wireless Control Unit

Description	Catalog Number
Wireless load control unit with isolated relay	WLC316R

Compatible Transmitters: WLP series and WLDH sensors or any Lutron Clear Connect Enabled Sensor



Wireless Ceiling Mount Sensor

Description	Coverage	Color	Catalog Number
Ceiling mount 360°	324-676 ft ²	White	WLP450C



Wireless Wall Mount Sensor

Description	Coverage	Color	Catalog Number
Wall mount 180°	3000 ft ²	White	WLP3000W
Corner mount 90°	2500 ft ²	White	WLP2500W
Hallway	Up to 150 linear feet	White	WLP150H



Compatible Controls: WLS1278xx switch, WLC316R control unit, or any Lutron Clear Connect Enabled Control Device

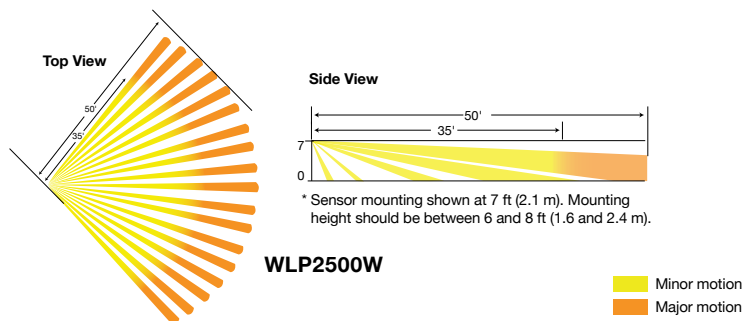
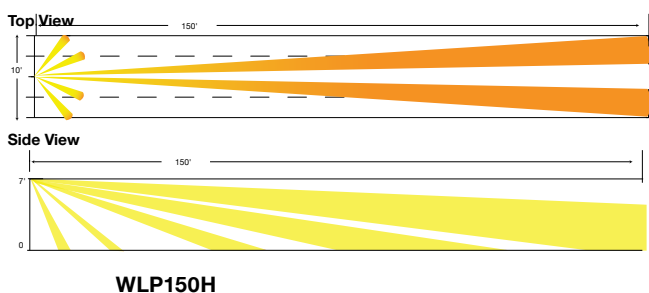
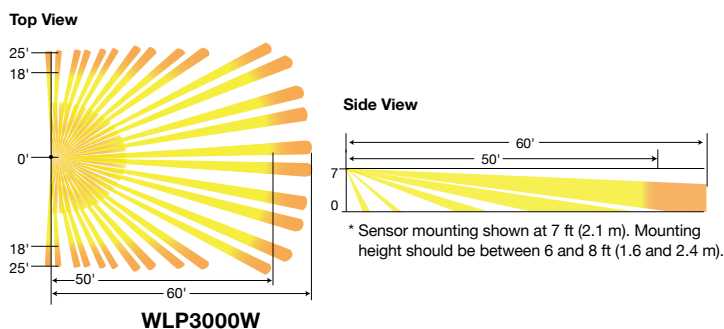
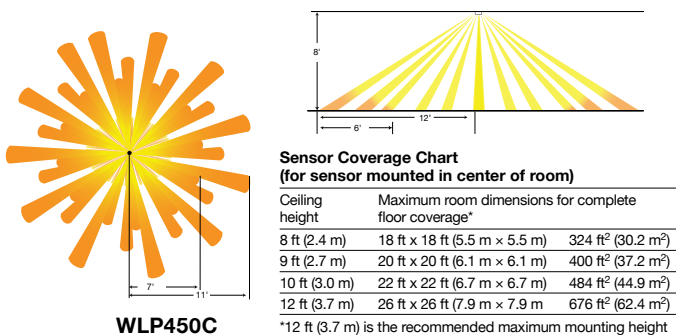
Wireless Daylight Sensor

Description	Color	Catalog Number
Daylight sensor 0-107,000 Lux (0-10,000 fc)	White	WLDH

Compatible Controls: WLS1278xx switch, WLC316R control unit, or any Lutron Clear Connect Enabled Control Device



Coverage Patterns



Minor motion
Major motion



*Clear Connect™ is a registered trademark of Lutron Electronics Co., Inc.

HUBBELL[®]
Wiring Device-Kellems

www.hubbell-wiring.com

