

Snap-On Screwless Wallplates

*Add a Clean, Elegant
Look to Any Interior*


Snap-On Screwless Wallplates provide the finishing touch to any interior by offering a clean, elegant look that installs in seconds. Simply screw the mounting plate to the device and press the Snap-On cover into place. The contemporary rounded corners blend into the wall surface creating a clean, flawless look that is perfect for offices, hotels, restaurants and homes.

These Snap-On Screwless Wallplates meet UL and CSA Standards and can be used in industrial, commercial, institutional or residential applications.



FEATURES

- Clean, elegant look
- No visible screws
- Snap-on cover plate completely covers sub-plate eliminating dirt build-up around the edges
- High-Impact thermoplastic
- Snap-on cover plate hides paint or scratches on sub-plate caused during installation
- Appearance is consistent with other Hubbell wallplates



Snap-On Screwless Wallplates


Decorator Wallplates

				
Color	1-Gang 1-Opening	2-Gang 2-Opening	3-Gang 3-Opening	4-Gang 4-Opening
Ivory	NPS261	NPS262I	NPS263I	NPS264I
Light Almond	NPS261LA	NPS262LA	NPS263LA	NPS264LA
White	NPS26W	NPS262W	NPS263W	NPS264W

Toggle Wallplates

			
Color	1-Gang 1-Opening	2-Gang 2-Opening	3-Gang 3-Opening
Ivory	NPS11	NPS21	NPS31
Light Almond	NPS11LA	NPS21LA	NPS31LA
White	NPS1W	NPS2W	NPS3W

Duplex Wallplates

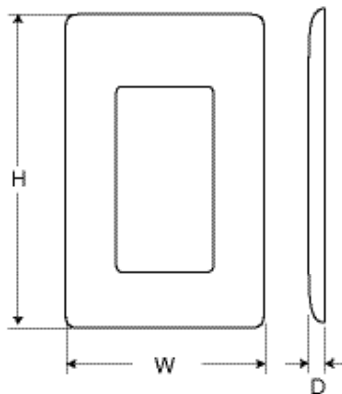
	
Color	1-Gang 1-Opening
Ivory	NPS81
Light Almond	NPS81LA
White	NPS8W

Specifications

Material	Thermoplastic
Mounting Screws	Steel

Range and Diagrams

Snap-On Cover Plate



Gang	Height (H)	Width (W)	Depth (D)
1	4.75" (120.6)	3.00" (76.2)	.25" (6.2)
2	4.75" (120.6)	4.81" (122.2)	.25" (6.2)
3	4.75" (120.6)	6.62" (168.2)	.25" (6.2)
4	4.75" (120.6)	8.44" (214.3)	.25" (6.2)

