



Washer, Electrical Equipment Bond

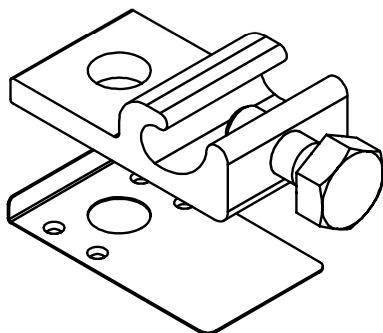
WEEB® WASHER

INSTALLATION INSTRUCTIONS

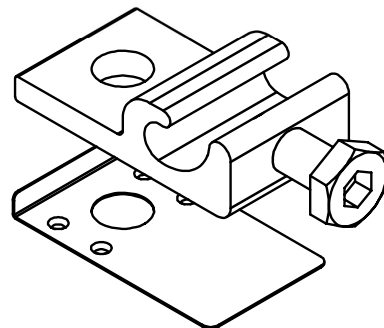
For DP&W PowerGrid Systems only

Please read carefully before installing.


Burndy LLC recommends that the sufficient details of the installation be submitted to the AHJ for approval before any work is started.



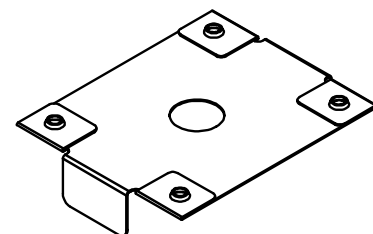
WEEB-LUG-8.0



WEEB-LUG-8.0HS



WEEB-DPF



WEEB-WMC



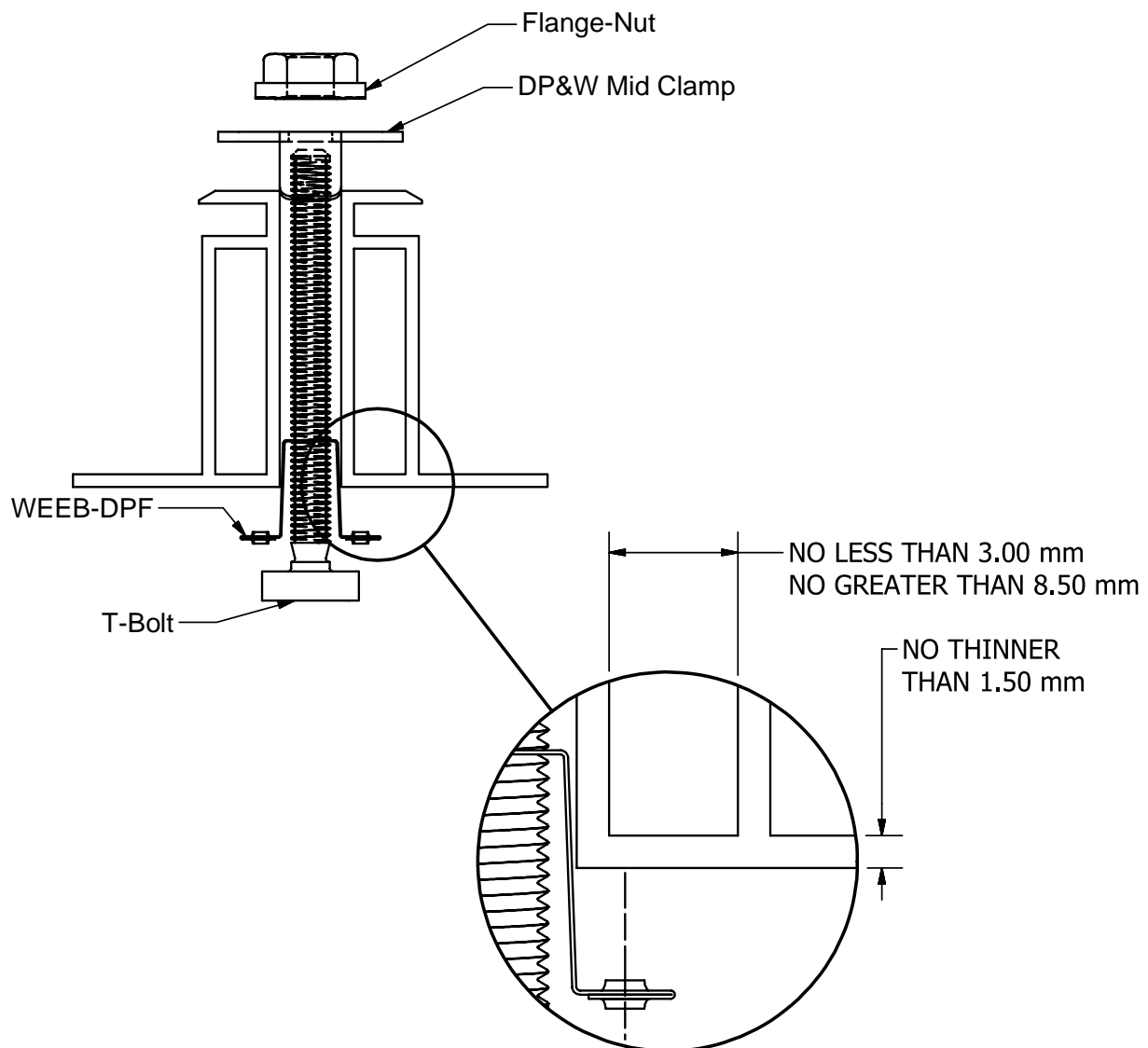
Products are tested to UL 467, CAN/CSA-C22.2 No. 41
US/ Canadian standards for safety grounding and bonding equipment.



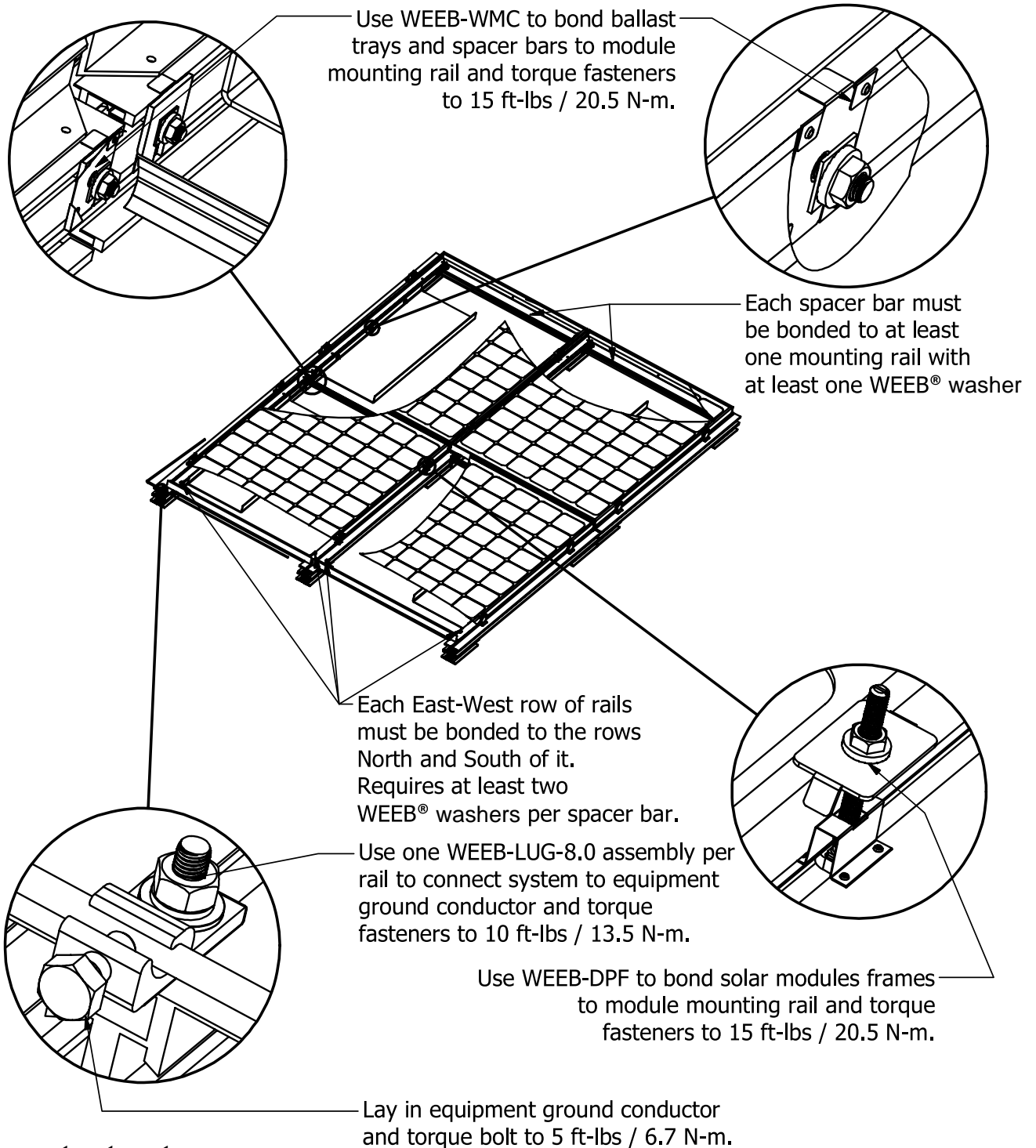
WEEB-DPF on Boxed Module Frames

The WEEB® washer family of products can be used to bond anodized aluminum, galvanized steel, steel and other electrically conductive metal structures. All installations shall be in accordance with NEC requirements in the USA and with CSA C22.1 in Canada. The WEEB® washers are for use with modules that have a maximum fuse rating of less than 25A.

Certain module frames do not have enough structural strength to withstand the force required to embed a WEEB® washer. These frames will deform and therefore not allow sufficient penetration of the WEEB® washer teeth. The general requirements for minimum module frame thickness of boxed type module frames are illustrated below. For more information regarding module compatibility, please see the technical documents section of our website.



SYSTEM OVERVIEW



Important notes:

1. Anti-Seize or Burndy PENETROX-A is not required on mounting hardware.
2. Secure PV cables and reliably route cables using Wiley ACC cable clips for proper wire management.
3. The NEC section 690.43 states "Exposed non-current carrying metal parts of module frames, equipment, and conductor enclosures shall be grounded in accordance with 250.134 or 250.136(A) regardless of voltage".


WEEB-DPF LAYOUT

EVEN NUMBER OF MODULES IN ROW

X DENOTES PLACES TO INSTALL WEEB-DPF

COLUMN X ROW = C X R = 4 X 1 = 4

WEEB-DPF NEEDED = 4




ODD NUMBER OF MODULES IN ROW

X DENOTES PLACES TO INSTALL WEEB-DPF

[COLUMN + 1] X ROW = [C + 1] X R = [5 + 1] X 1 = 6

WEEB-DPF NEEDED = 6



Note:

When replacing a single faulty module, also remove the adjacent module which contacts the same WEEB® washers as the faulty module. This will ensure that there are never ungrounded modules in the array.

Customer Service Department
7 Aviation Park Drive
Londonderry, NH 03053
1-800-346-4175
1-603-647-5299 (International)