

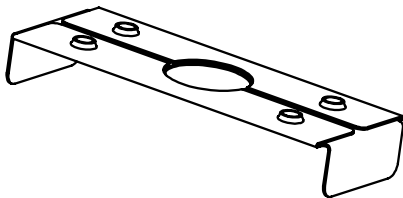


Washer, Electrical Equipment Bond

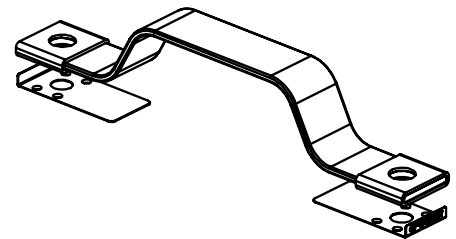
# WEEB<sup>®</sup> WASHER

## INSTALLATION INSTRUCTIONS *For SunEarth CompRail Only*

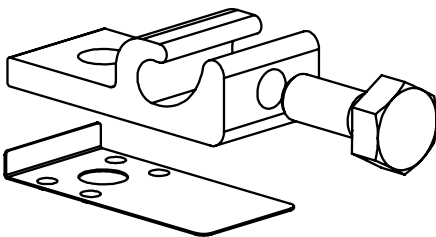
BURNDY recommends that the sufficient details of the installation be submitted to the AHJ for approval before any work is started.




WEEB-SCR



WEEB-BNDJMP 6.7



WEEB-LUG-6.7



WEEB-LUG-6.7HS



Products are tested to UL 467, CAN/CSA-C22.2 No. 41  
US/ Canadian standards for safety grounding and bonding equipment.

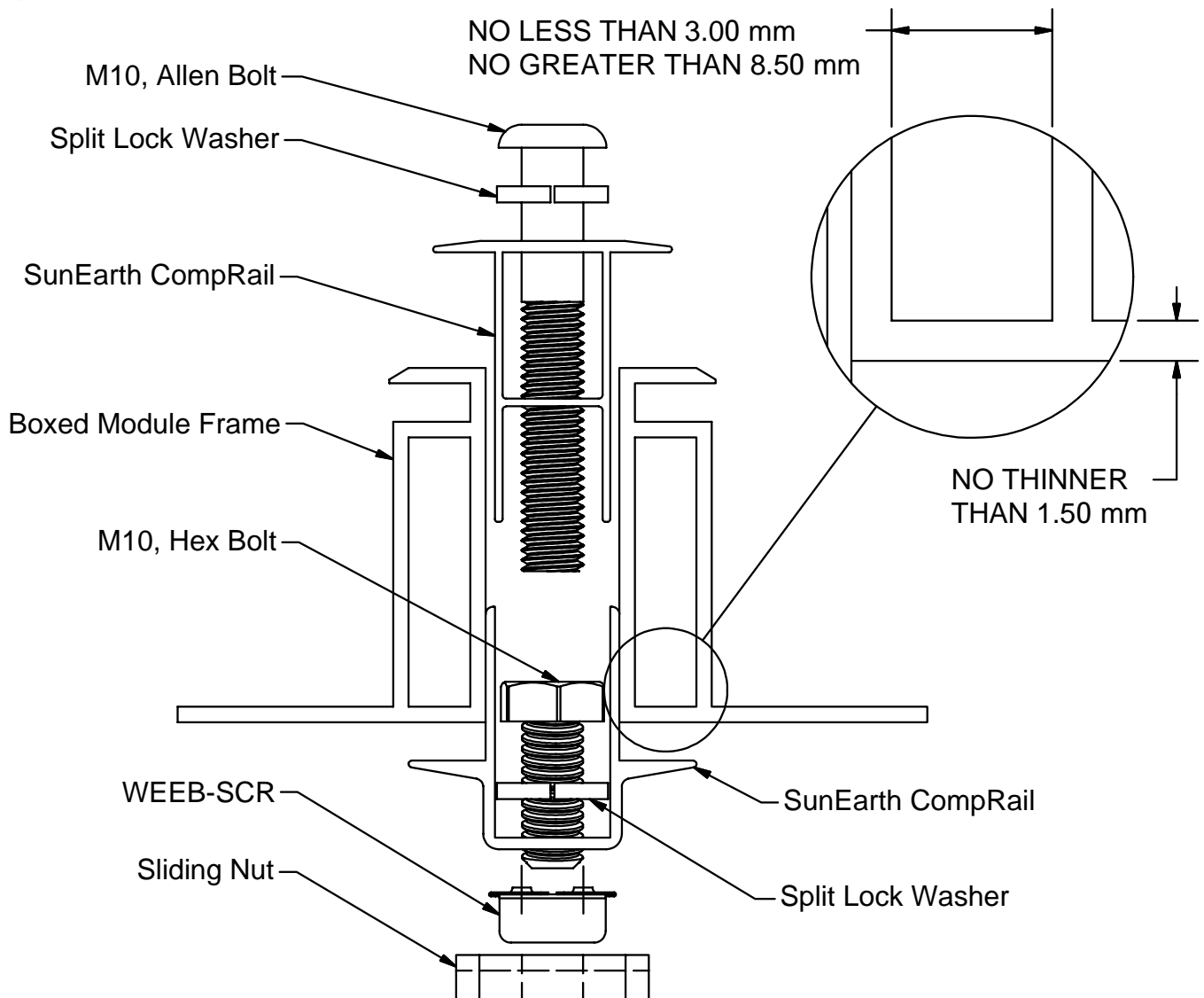


# WEEB® WASHER COMPATIBILITY

The WEEB® washer family of products can be used to bond anodized aluminum, galvanized steel, steel and other electrically conductive metal structures. All installations shall be in accordance with NEC requirements in the USA and with CSA C22.1 in Canada. The WEEB® washers are for use with modules that have a maximum series fuse rating of less than 25A.

## Bottom Mounting Modules

The WEEB® washers used for bonding the PV modules to the mounting rails are compatible with various cross-sections of module frames. The following is an example of a module frame that is compatible. Notice that the WEEB® washer teeth are positioned completely under the edge of the module frame.

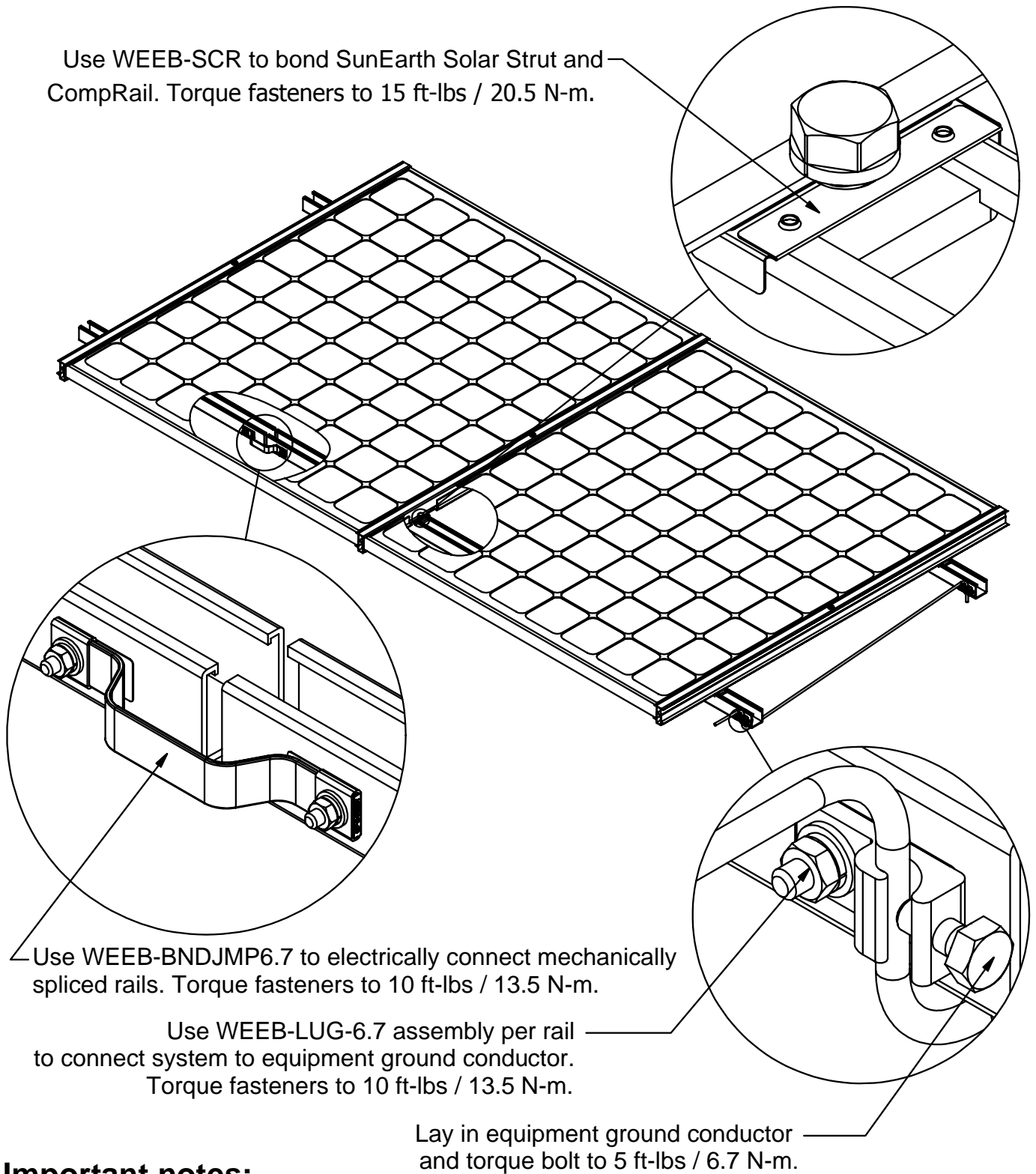


## Important Note:

Inspect each module frame used with a WEEB® device to ensure that the bottom mounting face of the frame is flat, and that there are no hindrances to embedding WEEB® washer teeth. Do not use a module with a frame that prevents the WEEB® washer teeth from embedding fully.

# SYSTEM OVERVIEW

Use WEEB-SCR to bond SunEarth Solar Strut and CompRail. Torque fasteners to 15 ft-lbs / 20.5 N-m.



Use WEEB-BNDJMP6.7 to electrically connect mechanically spliced rails. Torque fasteners to 10 ft-lbs / 13.5 N-m.

Use WEEB-LUG-6.7 assembly per rail to connect system to equipment ground conductor. Torque fasteners to 10 ft-lbs / 13.5 N-m.

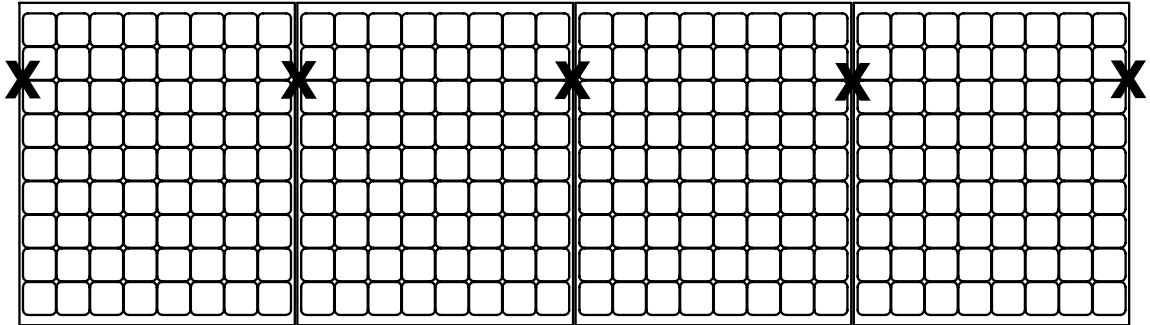
Lay in equipment ground conductor and torque bolt to 5 ft-lbs / 6.7 N-m.

## Important notes:

1. Anti-Seize or BURNDY PENETROX™ oxide inhibitor is not required on mounting hardware.
2. Secure PV cables and reliably route cables using Wiley ACC cable clips for proper wire management.
3. The NEC section 690.43 states "Exposed non-current carrying metal parts of module frames, equipment, and conductor enclosures shall be grounded in accordance with 250.134 or 250.136(A) regardless of voltage".

# WEEB® WASHER LAYOUT

## EVEN NUMBER OF MODULES IN ROW

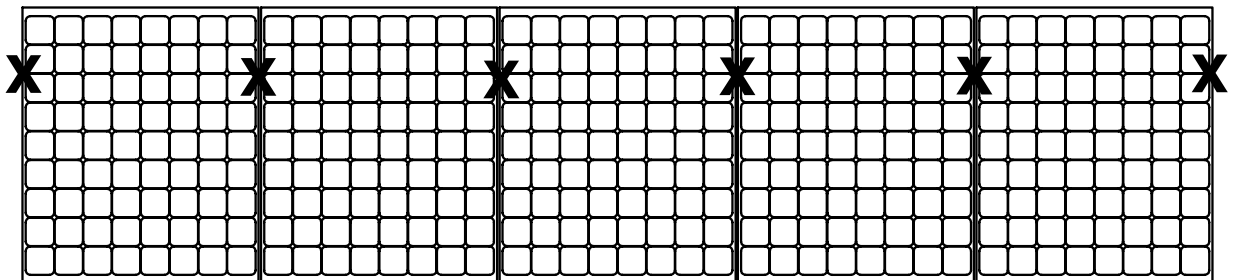


X DENOTES PLACES TO INSTALL WEEB-SCR

$$[\text{COLUMN} + 1] \times \text{ROW} = [C + 1] \times R = [4 + 1] \times 1 = 5$$

WEEB-SCR NEEDED = 5

## ODD NUMBER OF MODULES IN ROW



X DENOTES PLACES TO INSTALL WEEB-SCR

$$[\text{COLUMN} + 1] \times \text{ROW} = [C + 1] \times R = [5 + 1] \times 1 = 6$$

WEEB-SCR NEEDED = 6

**Customer Service Department**  
7 Aviation Park Drive  
Londonderry, NH 03053  
1-800-346-4175  
1-603-647-5299 (International)

### Note:

When replacing a single faulty module, also remove the adjacent module which contacts the same WEEB® washers as the faulty module. This will ensure that there are never ungrounded modules in the array.