



COLD SHRINK, MEDIUM VOLTAGE CABLE TERMINATIONS

For a stress free end of your
long run, use the new
BURNDY® termination kits



Since 1924, BURNDY® has been at the forefront of technological innovation.

From founder Bern Dibner's first universal connector to today's most up-to-date tool technology, our engineering team has established one of the most widely used and reliable product lines on the market today.

Acquired by Hubbell Incorporated in 2009, BURNDY® corporate headquarters are located in Manchester, New Hampshire. We staff manufacturing sites throughout New England, the American Midwest, and Mexico, plus a distribution center in New Hampshire. As a global company, we have offices in Mexico, and Canada in addition to our business units in India. We also have fully outfitted demonstration trucks in the United States, Canada, and Mexico to showcase our full product offering.

With BURNDY® Factory Direct Sales Representatives, you have open lines of communication with our engineers, product managers and technical services specialists to ensure that you have the best products for your application.

Our history, reliable products and excellent customer service make us the standard-bearer in the industry.

BURNDY® is the only tooling, connector and termination kit manufacturer that designs, tests and assembles its products predominantly in the United States. BURNDY®...SINCE 1924



From the first BURNDY® patent for an Electrical T Connector back in 1927, BURNDY® has continued to support the electrical industry in innovation, improvement and commitment.

1932

Introduction of revolutionary SERVIT® Split Bolt

1941

Compact, completely portable hydraulic installation tool for overhead lines

1947

Introduction of pre-insulated Network Underground (MOLE™)

1947

Introduction of oxide inhibitor compound for connections to aluminum conductor (PENETROX™ A)

1952

Pre-insulated service entrance splice

1963

“One-hand” service entrance connector installation tool for one crimp per end

1980s

Spacer damper for bundled transmission lines operating above 500,000 Volts

1990s

12-ton battery actuated crimping tool utilizing electronic circuitry to verify crimp completion and battery charge indicators

2000s

High-speed battery crimping tool family utilizing hydraulics for industry best crimp time and crimps per charge

2010s

Release of a vibration control product utilizing wide-range temperature polymers and ultra-long fatigue life

2021

BURNDY® releases their line of MV Termination Kits for applications up to 35kV

With a staff of U.S.-based engineers, BURNDY® can provide intricate kit customization in a fraction of the time of our competitors. Our in-house advanced engineering support teams utilize today's most revolutionary technology: 3D neutral files in CAD; CAM and PDM; plus numerical simulation, rapid prototyping and state-of-the-art testing equipment.




The Mark of Excellence

While competitors are vague with how they treat conformance language, the BURNDY® Engineered System is straightforward.

BURNDY® is the only Cable Accessory manufacturer that owns the Engineering, Design, and Manufacturing of all the components that make up a compression terminal connection. Our tools, dies, connectors and insulation kits when used together, form a trusted UL Listed connection*. We proudly back our UL Listing. We earned it by passing rigorous testing and evaluations that demonstrate compliance with nationally recognized safety standards. Connections made with the BURNDY® Engineered System are backed with a 5-year warranty. BURNDY® provides comprehensive training on all of our tools to ensure that proper, inspectable crimps can be performed with confidence every time.

BURNDY® is certified to participate in the UL Client Test Data Program. This in-house testing capability ensures that each BURNDY® connection combination has met the criteria needed for UL Certification.



BURNDY® Certification Training

The Hubbell BURNDY® Sales team is available to provide On Site field support and training on all of our products and solutions for our customers. Hubbell and BURNDY® representatives can be onsite to provide installation training for installers and quality control personnel and to provide initial installation support for maximizing installation quality and schedule efficiency. The types of training offered is as follows:

Medium Voltage Training & Certification

- Train Installers of proper installation techniques for medium voltage terminations, Cable Accessories, and underground separable connectors. This training can be conducted at the job site or at the BURNDY® Training Facility in Manchester, NH and is targeted to Medium Voltage installers
- Each attendee is provided with a certificate at the conclusion of the training

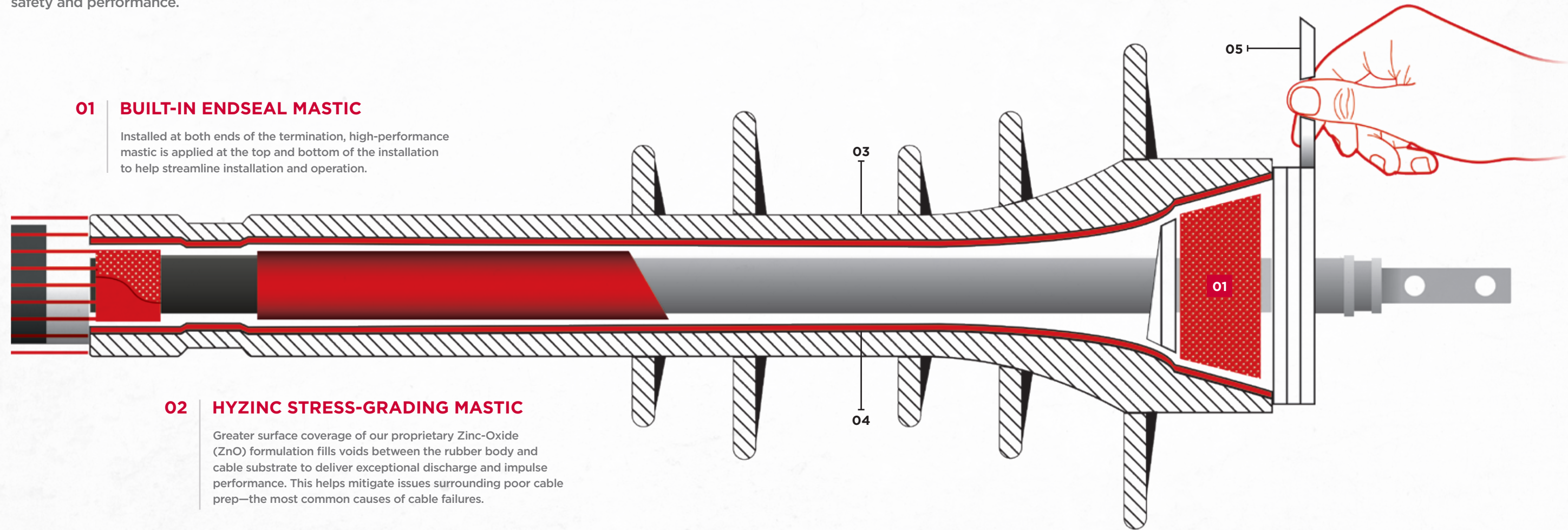
BURNDY® Engineered BEST Training

- **Training (BEST) Program**
Ask your BURNDY® Field Representative about our installer training program
- Installers trained on proper techniques to ensure accurate connector-tool-die selection and installation
- Each installer is provided with a dated card



Simplifying Performance Takes Serious Engineering

The BURNDY® HYSEAL integrated, all-in-one design has ushered in a new era of medium voltage cable termination reliability, efficiency, safety and performance.



01 BUILT-IN ENDSEAL MASTIC

Installed at both ends of the termination, high-performance mastic is applied at the top and bottom of the installation to help streamline installation and operation.

02 HYZINC STRESS-GRADING MASTIC

Greater surface coverage of our proprietary Zinc-Oxide (ZnO) formulation fills voids between the rubber body and cable substrate to deliver exceptional discharge and impulse performance. This helps mitigate issues surrounding poor cable prep—the most common causes of cable failures.

03 DURABLE SILICONE RUBBER BODY

The BURNDY® HYSEAL body is tough enough for any industrial or utility environment. Engineered to be both UV-resistant and hydrophobic, the body helps prevent moisture and airborne contaminant accumulation to maintain surface resistivity and resist current leakage.

04 SILICONE COLD SHRINK JACKET

Protecting the system for indoor or outdoor work, the HYSEAL silicone cold shrink jacket means reliable system installation without the skilled manpower demands or risk that comes with applied heat—not to mention the hot-work permits.

05 SINGLE SPIRAL RIPCORD

Anyone can install the HYSEAL Medium Voltage Cable Termination. One reason? The system features an enhanced spiral ripcord design using smooth edges that make unwinding during installation much easier on all types of cable. The ripcord pulls in seconds, securing the unit for solid, stable installation no matter what the operating environment.

HYZINC: The Key to Superior Stress Management

HYSEAL is the only medium voltage cable termination that uses HYZINC—a proprietary Zinc-Oxide (ZnO) silicone technology that controls electrical stress more efficiently and delivers smoother potential distribution. HYZINC is a stress-grading mastic that is applied at the semi-conductive cut-back area (in direct contact with the semi-conductive shield). Its non-linear, resistive-field grading design is based on ZnO microvaristors that can be “tuned” to a certain switching voltage. It’s made by mixing ZnO particles with an inert carrier to make a “flowable” material with the ZnO electrical properties. The result? Potential distribution that’s more linear for better overall system performance.

High-Performance Simplicity

When it comes to medium voltage (5-35kV) cable terminations, simple is better—from installation to maintenance. That's why the BURNDY® HYSEAL Cold Shrink Cable Terminations feature an all-in-one design with the fewest installation steps in the industry and proprietary features that help keep them high-performance and low-maintenance for everyone in the field.

Whether your application supports industrial or utility operations, BURNDY® HYSEAL Medium voltage, Cold Shrink Cable Terminations help simplify the job at hand as well as overall lifecycle efficiency—so stakeholders can avoid surprises and focus on bigger-picture issues. From one of the world's leaders in cable accessory and insulation products, this advanced new product is helping redefine standards for both installation efficiency and overall performance in this category of component. In fact, nationwide the BURNDY® HYSEAL product is one of the fastest-growing choices in medium voltage terminations.



STREAMLINED INSTALLATION WITH THE INDUSTRY'S FEWEST INSTALLATION STEPS

Integrated spiral ripcord assembly offers simple, one-pull release for streamlined installation. Conventionally installed terminations demand a skilled operator often wielding an open flame—necessitating hot-work permits and sometimes risk. BURNDY® HYSEAL terminations install with minimal effort and training, and without the use of special tools or heat shrinking. Simply prep the cable, align the insulator, pull the ripcord and you're done.

SUPERIOR PERFORMANCE THROUGH PROPRIETARY ENGINEERING AND MATERIALS


While some providers consider innovative insulations an afterthought, the BURNDY® Connection Systems group prides itself on leadership in this mission-critical field. And the BURNDY® HYSEAL Medium voltage, Cold Shrink Cable Termination is no exception. The system ensures exceptional discharge, impulse performance and stress control with a proprietary zinc-oxide microvaristor technology.

FEWER MAINTENANCE HASSLES

Poor cable preparation is the leading cause of cable termination failures. Lab testing has shown that the BURNDY® system's simple-but effective installation methodology delivers a lower number of system failures attributable to cable-prep flaws than conventionally installed systems. That means less time spent troubleshooting or scrambling for repairs—and more uptime and productivity.

MORE PEACE OF MIND

BURNDY® HYSEAL Medium voltage, Cold Shrink Cable Terminations are designed, tested and qualified to the latest industry standard: IEEE-48-2009. Our industry-leading combination of materials science expertise, custom design, top product quality and stringent manufacturing processes allow our customers to benefit from improved system reliability. With this, we're able to simplify field installation and deliver greater reliability to electrical systems around the world. And you can feel good knowing you'll always have an alternative provider you can trust.



HYSEAL - Installation Cost Benefits

Providing end-users with the fewest installation steps, superior technical performance and cost savings with the all-in-one design of the BURNDY® HYSEAL Product Line.

HYSEAL's evolutionary design brings benefits of fewer installation steps, superior technical performance, competitive price as well as the lowest installed cost product on the market. We can demonstrate that the initial overall installed cost is the most competitive versus similar designs in the market. We can also demonstrate the kind of savings a customer may accrue by not having potential call outs in the middle of the night using the advantages of HYSEAL's robust design and the unique features of the stress control HYZINC mastic.



LEADING EDGE DESIGN and MATERIAL TECHNOLOGY

Integrated, all-in-one design incorporating stress control and sealing mastics enables HYSEAL to have the fewest installation steps

- Quick, consistent and easy to install
- Less steps saves time and therefore total installation cost
- More craft friendly and greater installation efficiency for easier training of field crew
- Two less steps on Shielded cable and three less steps on JCN cable versus 3M® QTIII*

Incorporates sealants at bottom and top of termination, saving time and effort during installation

- Integrated sealant at bottom eliminates need for secondary application of vinyl tape used to prevent ripcord catching on mastic
- Minimizes risk of improper installation and potential cause of moisture ingress if mastic is displaced because tape is not applied

Built-in HYZINC helps to mitigate poor cable prep issues which are the most common causes of MV cable termination failures. Using its void filling properties, HYZINC shows reduced failures of cable prep flaws in lab tests

- Less failures means more uptime and productivity, greater service levels and lower maintenance and repair costs
- No need for extra application of silicon grease at semicon cutback due to void filling properties of HYZINC mastic
- HYZINC mastic flows into uneven cuts of the semicon cutback layer to provide superior partial discharge and impulse (BIL) performance characteristics to assure long term reliability
- Benchmarking tests under lab conditions simulating poor cable prep techniques, shows the BURNDY® HYSEAL has greater resiliency and outstanding performance compared to leading competitor

All-in-one design minimizes risk of installation errors by employing integrated body with sealants and proprietary HYZINC mastics

- Unique, HYZINC material offers effective stress grading for better system performance.
- Highly engineered to make product installation easy and reliable
- Design modeling and full IEEE 48 testing carried out by world class test laboratories at Kinectrics Inc., Transmission and Distribution Technologies Business Unit, Toronto, Canada

*3M is a trademark of 3M Company

Cold Shrink

Medium Voltage Cold Shrink Termination Kits
Industrial Series; Indoor / Outdoor Applications

TYPE CSGO

- Medium Voltage Cold Shrink Termination Kits
- Indoor/Outdoor Industrial Series
- Applications up to 35kV

To be used with Single Shielded Conductor, XLPE and EPR copper tape, drain wire shield, single shield or lead sheathed power cables for the Electrical/Industrial/Construction market.

BURNDY® CSGO Kit Series contains (3) one-piece, Skirted (Indoor/Outdoor) silicone rubber terminations

that meet IEEE Standard 48 Class 1 for indoor and weather-protected applications. These kits are designed for terminating solid dielectric shielded power cables rated 5–35 kV.

Material: Silicone Rubber

Cold shrink cable terminations provide a quick, easy, safe, and cost effective installation. No installation tools required, spiral rip cord design unwinds easily and enables quick removal of the hold-out core. Type CSGO series suitable for Indoor/Outdoor Industrial applications. Conforms to IEEE-48-1996, Class 1 and ISO/IEC 17025 Standards. Test reports available upon request.

Each kit contains sufficient quantities of material to make three terminations.

Kit Contents includes:

- (3) Silicone Rubber Termination
- (3) Ground Straps
- (3) Copper Foil Tape
- (3) Constant Force Springs
- (1) Roll of PVC Tape
- (3) Mastic Strips
- (3) Cable Prep Kits



CSGO Series
Shown with BURNDY®
terminal lug

Features and Benefits

- Quick, consistent and easy to install
- Incorporates sealants at bottom and top of termination, saving time and effort during installation
- Unique stress control system based on microvaristor (ZnO) technology that delivers exceptional discharge and impulse performance
- More craft friendly and greater installation efficiency for easier training of field crew
- Two less steps on Shielded cable and three less steps on JCN cable versus leading competitor lowering total installed cost
- Length of tube is consistent before and after application
- Spiral rip cord design provides for easy installation with effortless unwinding providing for fast removal of the hold-out core; Rip cord is recyclable
- Insulation Level: 100%, 133%
- Variations available such as kit supplied with terminal or pin connector; customer would crimp onto conductor during installation (terminal/pin connector do require proper installation tooling)

Indoor/Outdoor (Skirted) Catalog Number	Rip Cord I.D.	Length (preshrink)	Cable Insulation Outside Diameter Range	Insul. Dia. (preshrink)	5-8kV Wire Range	15kV Wire Range	25-28kV Wire Range	35kV Wire Range
CSG015210	1.62	9.09	0.57 - 0.90	1.10	1/0 - 4/0 AWG	#2 - 1/0 AWG	—	—
CSG02528140	2.04	12.60	0.71 - 1.26	1.50	4/0 - 500 kcmil	1/0 - 250 kcmil	#1 - 4/0 AWG	—
CSG0252810250	2.17	14.17	0.83 - 1.34	1.65	350 - 750 kcmil	4/0 - 500 kcmil	1/0 - 250 kcmil	—
CSG03550015	3.59	20.87	1.04 - 1.63	1.97	750 - 1000 kcmil	350 - 750 kcmil	250 - 500 kcmil	1/0 - 350 kcmil
CSG0355001500	3.59	20.87	1.34 - 2.32	2.83	1000 - 2000 kcmil	750 - 2000 kcmil	500 - 1500 kcmil	350 - 1500 kcmil

Cold Shrink

Medium Voltage Cold Shrink Termination Kits
Utility/Renewables Series - Jacketed Concentric Neutral Sleeve Only

TYPES CSUDO-B, CSUDO-J

- Medium Voltage Cold Shrink Termination Kits
- Utility/Renewables Series - Jacketed Concentric Neutral Sleeve Only
- Applications up to 35kV

To be used with single core XLPE and EPR jacketed or bare concentric neutral underground distribution cables for the Electric Utility and Renewables market.

Material: Silicone Rubber

Type CSUDO-J (for indoor/outdoor jacketed applications) Series of Jacketed Concentric Neutral Termination Kits.

Termination kits feature a geometric stress cone for exceptional performance. Kit includes cold shrink termination, center endseal termination, and installation guide. Conforms to IEEE-48-2009, Class 1 and ISO/IEC 17025 Standards. Test reports available upon request.

Kit Contents includes:

- (1) Silicone Rubber Termination
- (1) Red Sealant Mastic
- (1) Roll of PVC Tape
- (1) Cable Prep Kit



CSUDO15210J shown

Features and Benefits

- All-in-one integrated body incorporating stress control and sealant mastics
- Unique stress control system based on microvaristor (ZnO) technology that delivers exceptional discharge and impulse performance
- Quick and easy installation. Offering fewest number of steps to install
- Improved spiral rip core assembly uses smooth edges for simpler installation with less effort. Heat tacked spiral core prevents unraveling during shipping and handling
- Excellent UV Resistance and hydrophobic characteristics
- Silicone rubber body provides excellent track and erosion resistance

Jacketed Concentric Neutral Series

Indoor/Outdoor (Skirted) Catalog Number	Rip Cord I.D.	Length (preshrink)	Cable Insulation Outside Diameter Range	Insul. Dia. (preshrink)	5-8kV Wire Range	15kV Wire Range	25-28kV Wire Range	35kV Wire Range
CSUDO15210J	1.62	9.25	0.57 - 0.90	1.10	#2 - 4/0 AWG	#2 - 1/0 AWG	—	—
CSUDO2528140J	2.04	12.60	0.71 - 1.26	1.50	4/0 - 500 kcmil	1/0 - 250 kcmil	#1 - 4/0 AWG	—
CSUDO252810250J	2.17	14.17	0.83 - 1.34	1.65	350 - 750 kcmil	4/0 - 500 kcmil	1/0 - 250 kcmil	—
CSUDO3510350J	3.53	20.87	1.04 - 1.63	1.97	750 - 1000 kcmil	350 - 750 kcmil	250 - 500 kcmil	1/0 - 350 kcmil
CSUDO355001500J	3.53	20.87	1.34 - 2.32	2.87	1000 - 2000 kcmil	750 - 2000 kcmil	500 - 1500 kcmil	500 - 1500 kcmil

Cold Shrink

Medium Voltage Cold Shrink Termination Kits
3 Conductor Conversion Series; Indoor/Outdoor - Sleeves with Boot

TYPE CS3CO-B

- Cold Shrink Medium Voltage Termination Kits
- 3 Conductor Conversion Series - Indoor/Outdoor Sleeves with Boot for up to 35kV Applications

Designed to be used with BURNDY® Single Conductor Terminations on Three-Conductor Cables, for 5–35 kV applications (Terminations sold separately)

Material: Silicone Rubber

Type CS3CO-B Series of 3 Conductor Conversion Kits with Breakout Boot are designed to be used with single conductor, Indoor and Outdoor Cable Accessories on three-conductor (3/C) cables. The Breakout Kit is easy and quick to install, even in confined spaces – with no special tools, torch/flame or hot permits required. The BURNDY® Type CS3CO-B series with breakout boot conforms to IEEE-48-2009, Class 1 and ISO/IEC 17025 Standards. Test Reports available on request. Please order one kit per three conductor cable application.



Single Conductor Termination Kit with Boot (sold separately)

Kit Contents includes:

- (1) Cold Shrink Silicone Rubber Breakout Boot
- (4) Strips of Mastic Tape
- (3) Silicone Rubber Re-jacketing Sleeves
- (1) Long Tail Tinned Copper Ground Braid with Solder Block (for Armored Cable Only)
- (1) Large Constant Force Spring
- (1) Roll Black Electrical Tape
- (1) Roll Electrical Shielding (Mesh) Tape
- (1) Cable Tie
- (1) Cable Prep Kit

Features and Benefits

- Grip and Rip! Does not require heat gun or any installation tools
- Spiral rip cord design provides for easy installation with effortless unwinding providing for fast removal of the hold-out core; Rip cord is recyclable
- All kits supplied with cold shrinkable tube (unprinted), 3-leg boot, seal, cable tie, and installation guide
- Quick, easy, cost effective installation utilizing one-piece terminator design
- Test reports available upon request

Outdoor Breakout Kit	3C Trunk Cable OD Max	Insulation Shield Diam Range	5 - 8 kV	15kV	25 - 28kV	35kV
CS3C058220B	2.58"	.61" - .96"	#2 - 250 Kcmil	#2 - 1 Awg		
CS3C05820350B	2.58"	.72" - 1.10"	#1 - 350 kcmil	#2 - 3/0 Awg		
CS3C02528140B	3.50"	.80" - 1.27"	2/0 - 500 kcmil	2/0 - 250 kcmil	#1 - 2/0 Awg	
CS3C02528250500B	4.30"	1.10" - 1.52"	350 - 750 kcmil	250 - 500 kcmil	#1 - 350 Kcmil	1/0 - 3/0 Awg
CS3C02835250500B	4.42"	1.33" - 1.75"	500 - 1000 kcmil	500 - 750 kcmil	4/0 - 500 kcmil	1/0 - 350 Awg

* The wire ranges for this table are based on 100% insulation level and are to be used as a guide. Please use Insulation Shield Diam range data and match up with specific Cable Manufacturer's specifications to ensure accessory is sized properly as wire ranges may be different based on cable manufacturers specifications.

Cold Shrink

Medium Voltage Cold Shrink Termination Kits
3 Conductor Conversion Series; Indoor - Sleeves without Boot

TYPE CS3CI-J

- Medium Voltage Cold Shrink Termination Kits
- 3 Conductor Conversion Series - Indoor Sleeves without Boot
- for up to 35kV Applications

Designed to be used with BURNDY® Single Conductor Terminations on Three-Conductor Cables, for 5–35 kV applications (Terminations sold separately)

Material: Silicone Rubber

Type CS3CI-J Series of 3 Conductor Conversion Kits with Outdoor Sleeves without Boot are designed to be used with single conductor, Indoor and Outdoor Cable Accessories on three-conductor (3/C) cables. The Breakout Kit is easy and quick to install, even in confined spaces – with no special tools, torch/flame or hot permits required. The BURNDY® Type CS3CI-J series without boot conforms to IEEE-48-2009, Class 1 and ISO/IEC 17025 Standards. Test Reports available on request. Please order one kit per three conductor cable application.



Single Conductor Termination Kit without Boot (sold separately)

Kit Contents includes:

- (4) Strips of Mastic Tape
- (3) Silicone Rubber Re-jacketing Sleeves
- (1) Long Tail Tinned Copper Ground Braid with Solder Block (for Armored Cable Only)
- (1) Constant Force Spring
- (1) Roll Black Electrical Tape
- (1) Roll Electrical Shielding (Mesh) Tape
- (1) Cable Tie
- (1) Cable Prep Kit

Features and Benefits

- Grip and Rip! Does not require heat gun or any installation tools
- Spiral rip cord design provides for easy installation with effortless unwinding providing for fast removal of the hold-out core; Rip cord is recyclable
- All kits supplied with cold shrinkable tube (unprinted), seal, cable tie, and installation guide
- Quick, easy, cost effective installation utilizing one-piece terminator design
- Test reports available upon request

Indoor Breakout Kit	Insulation Shield Diam Range	5 - 8 kV	15kV	25 - 28kV	35kV
CS3CI58220J	.61" - .96"	#2 - 250 Kcmil	#2 - 1 Awg		
CS3CI5820350J	.72" - 1.10"	#1 - 350 kcmil	#2 - 3/0 Awg		
CS3CI2528140J	.80" - 1.27"	2/0 - 500 kcmil	2/0 - 250 kcmil	#1 - 2/0 Awg	
CS3CI2528250500J	1.10" - 1.52"	350 - 750 kcmil	250 - 500 kcmil	#1 - 350 Kcmil	1/0 - 3/0 Awg
CS3CI2835250500J	1.33" - 1.75"	500 - 1000 kcmil	500 - 750 kcmil	4/0 - 500 kcmil	1/0 - 350 Awg

* The wire ranges for this table are based on 100% insulation level and are to be used as a guide. Please use Insulation Shield Diam range data and match up with specific Cable Manufacturer's specifications to ensure accessory is sized properly as wire ranges may be different based on cable manufacturers specifications.

Cold Shrink

Medium Voltage Cold Shrink
Termination Kits Accessories

TYPE BCFS

- Constant Force Springs for securing solder-sealed ground braids in termination and splice kits

The Type BCFS Constant Force Springs are for use in grounding and earthing applications and suitable for use on lead and aluminum cable sheaths, steel or aluminum armor cables. Easy application by rolling onto core or outside diameter creating radial pressure.

Catalog Number	I.D.	Width	Length
SPRING-CFS0405-.47"	.47"	.50"	18"
SPRING-CFS0605-.56"	.52"	.50"	24"
SPRING CFS1005-1.03"	1.03"	.50"	30"



TYPE BMESH

- Tinned Copper Shielding Mesh

The Type BMESH Tinned Copper Shielding Mesh provides continuity of shielded power cables in termination kits.

Catalog Number	Width	Length
BMESH2015	2.25"v	15'



Cold Shrink

Medium Voltage Cold Shrink
Termination Kits Accessories

TYPE BRAID-GA

- Solder Blocked Braid

The Type BRAID-GA for ground or earth cable terminations provide a continuous ground for power cable shielding termination kits. Ideal for grounding shielded cable and accessories. Made of tin plated copper, compatible with common solvents, adhesives and cable oils.

Catalog Number	Conductor Equiv.	Width	Length
BRAID GA 8 SLDR BLOCKED 16"	#8	.50"	16"
BRAID GA 6 SLDR BLOCKED 16"	#6	.75"	16"
BRAID GA 4 SLDR BLOCKED 16"	#4	1"	16"



TYPE 290-SEALANTS

The Type 290-SEALANTS offer excellent adhesion and sealing characteristics to metals, rubbers, synthetic cable insulations and jackets. Type 290-SEALANTS also provide UV resistance and are designed for outdoor conditions and sealing out moisture.

Catalog Number	Size	Width	Length
290-SEALANTS13	0, 1, 2	20mm	155mm
290-SEALANTS14	3, 4	20mm	200mm
290-SEALANTS15	5	20mm	241mm
290-SEALANTS23	0, 1, 2	25mm	5" / 120mm
290-SEALANTS24	3, 4	25mm	6" / 150mm
290-SEALANTS25	5	25mm	210mm



TYPE CS-TAPE

CS34BLKTAPE is a premium grade, 8.5 mil, all-weather vinyl tape used for insulating electrical terminations or splices on high voltage repairs or cable harnesses. CS34BLKTAPE is lead free and flame retardant. Manufactured with a polymeric backing construction as well as a specialized method of bonding the adhesive to the vinyl backing, creating a highly conformable tape that delivers a moisture-tight seal in temperatures ranging from 0° F to 220° F.

CSB34REDTAPE is professional grade, 7.0 mil, all-weather vinyl tape used for color-coding and phase identification in electrical applications in temperatures ranging from 0° F to 220° F. CSB34REDTAPE colored electrical tape is lead free and flame retardant. Manufactured with a polymeric backing construction as well as a specialized method of bonding the adhesive to the vinyl backing, creating a highly conformable tape that delivers a moisture-tight seal, even in extreme temperatures.



Catalog Number	Width	Length
CS34BLKTAPE	3/4"	60'
CSB34REDTAPE	3/4"	60'

Cold Shrink

Medium Voltage Cold Shrink Termination Kits Accessories

TYPE BCPK

- Multi-purpose solvent wipes; Abrasive paper

Type BCPK kit includes Solvent and Dry Wipes, and Abrasive Paper for the cleaning and preparation of electrical wires, terminations, and equipment. Available as single of each item or package with 3 of each.



Catalog Number	Qty of each	Contents
BCPK0306	3	Solvent Wipes Dry Wipes
BCPK0102	1	Strips of Abrasive Paper

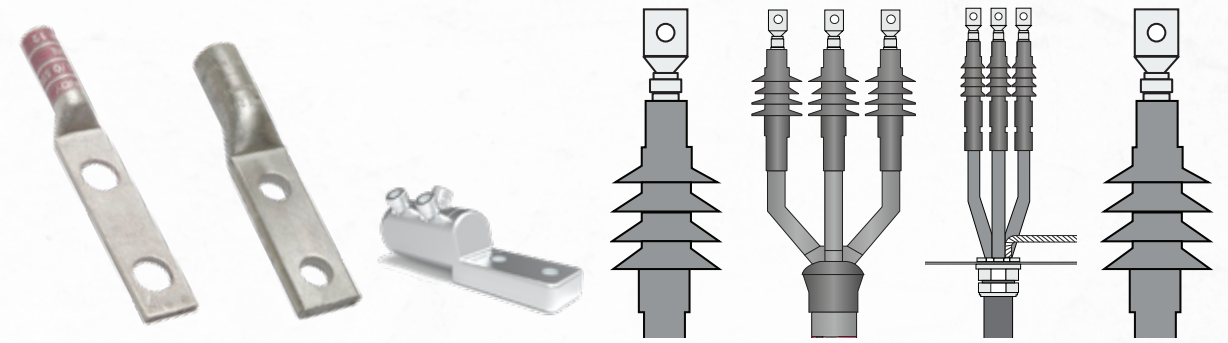
TYPE BCFGK

- Kit with Constant Force Spring, Copper Foil Tape, and 36" long Tinned Copper Braid

The Type BCFGK kit for grounding or earthing cables in the Medium Voltage Termination kits. Includes: Braid to be applied directly to the conductor, constant force spring to apply pressure to the ground braid and conductor, and copper foil to be applied to copper tape shield.



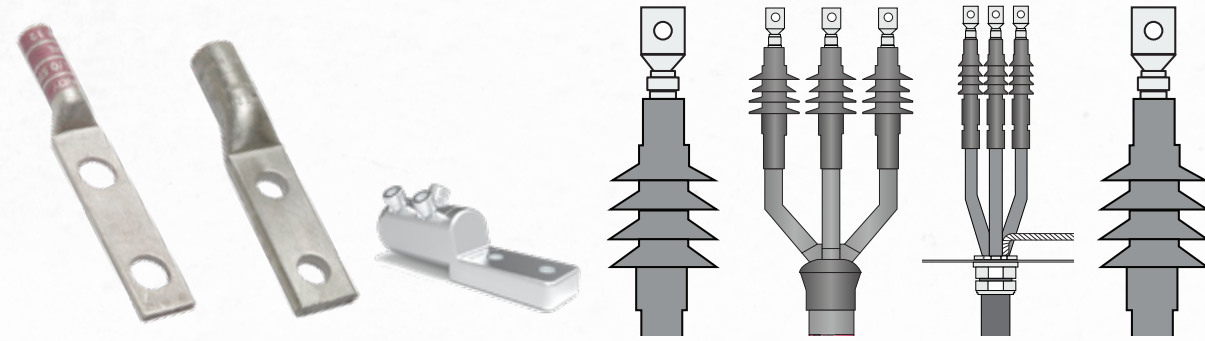
Catalog Number	Qty of each	Contents
BCFGK1X36	1	Constant Force Spring, Copper Foil Tape, #8 Tinned Copper Braid 36"
BCFGK2X36	1	Constant Force Spring, Copper Foil Tape, #6 Tinned Copper Braid 36"
BCFGK3X36	1	Constant Force Spring, Copper Foil Tape, #4 Tinned Copper Braid 36"



5-8 KV Tape Shielded Terminations

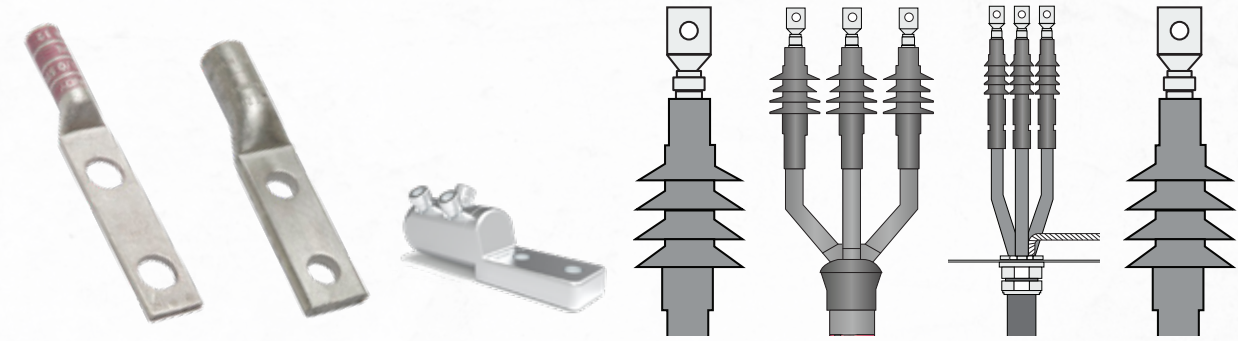
	2-HOLE NEMA COPPER COMPRESSION LUG	2-HOLE NEMA CU/AL COMPRESSION LUG	2-HOLE NEMA CU/AL SHEAR BOLT LUG	INDOOR/OUTDOOR SKIRTED TAPE SHIELD	3-COND INDOOR / OUTDOOR WITH BREAKOUT BOOT	3-COND INDOOR (WITHOUT BREAKOUT BOOT)	INDOOR/OUTDOOR SKIRTED JCN (JACKETED CONC NEUTRAL)
#1 - 100%	YA1C2N						CSUD015210J
#1 - 133%	YA1C2N						CSUD015210J
1/0 - 100%	YA252N	YA25A7		CSG015210	CS3C058220B + CSG015210	CS3C158220B + CSG015210	CSUD015210J
1/0 - 133%	YA252N	YA25A7		CSG015210	CS3C058220B + CSG015210	CS3C158220B + CSG015210	CSUD015210J
2/0 - 100%	YA262N	YA26A3	KASB28U2N	CSG015210	CS3C058220B + CSG015210	CS3C158220B + CSG015210	CSUD015210J
2/0 - 133%	YA262N	YA26A3	KASB28U2N	CSG015210	CS3C058220B + CSG015210	CS3C158220B + CSG015210	CSUD015210J
3/0 - 100%	YA272N	YA27A5	KASB28U2N	CSG015210	CS3C058220B + CSG015210	CS3C158220B + CSG015210	CSUD015210J
3/0 - 133%	YA272N	YA27A5	KASB28U2N	CSG015210	CS3C058220B + CSG015210	CS3C158220B + CSG015210	CSUD015210J
4/0 - 100%	YA282N	YA28A5	KASB28U2N	CSG015210	CS3C058220B + CSG015210	CS3C158220B + CSG015210	CSUD015210J
4/0 - 133%	YA282N	YA28A5	KASB28U2N	CSG015210	CS3C058220B + CSG015210	CS3C158220B + CSG015210	CSUD015210J
250 - 100%	YA292N	YA29A3	KASB31U2N	CSG02528140	CS3C058220B + CSG02528140	CS3C158220B + CSG02528140	CSUD02528140J
250 - 133%	YA292N	YA29A3	KASB31U2N	CSG02528140	CS3C058220B + CSG02528140	CS3C158220B + CSG02528140	CSUD02528140J
350 - 100%	YA312N	YA31A3	KASB31U2N	CSG02528140	CS3C05820350B + CSG02528140	CS3C15820350B + CSG02528140	CSUD02528140J
350 - 133%	YA312N	YA31A3	KASB31U2N	CSG02528140	CS3C05820350B + CSG02528140	CS3C15820350B + CSG02528140	CSUD02528140J
500 - 100%	YA342N	YA34A3	KASB34U2N	CSG02528140	CS3C02528140B + CSG02528140	CS3C12528140B + CSG02528140	CSUD02528140J
500 - 133%	YA342N	YA34A3	KASB34U2N	CSG02528140	CS3C02528140B + CSG02528140	CS3C12528140B + CSG02528140	CSUD02528140J
750 - 100%	YA392N	YA39A5	KASB39U2N	CSG0252810250	CS3C0258250500B + CSG0252810250	CS3C1258250500B + CSG0252810250	CSUD0252810250J
750 - 133%	YA392N	YA39A5	KASB39U2N	CSG0252810250	CS3C0258250500B + CSG0252810250	CS3C1258250500B + CSG0252810250	CSUD03510350J
1000 - 100%	YA442N	YA44A3	KASB44U2N	CSG03550015	CS3C02835250500B + CSG03550015	CS3C12835250500B + CSG03550015	CSUD03510350J
1000 - 133%	YA442N	YA44A3	KASB44U2N	CSG03550015	CS3C02835250500B + CSG03550015	CS3C12835250500B + CSG03550015	CSUD03510350J
1250 - 100%	YA452N	YA45A5	KASB45U2N	CSG0355001500			CSUD0355001500J
1250 - 133%	YA452N	YA45A5	KASB45U2N	CSG0355001500			CSUD0355001500J
1500 - 100%	YA462N	YA46A5	KASB46U2N	CSG0355001500			CSUD0355001500J
1500 - 133%	YA462N	YA46A5	KASB46U2N	CSG0355001500			CSUD0355001500J
2000 - 100%	YA482N	YA48A3		CSG0355001500			CSUD0355001500J
2000 - 133%	YA482N	YA48A3		CSG0355001500			CSUD0355001500J

15 kV Terminations

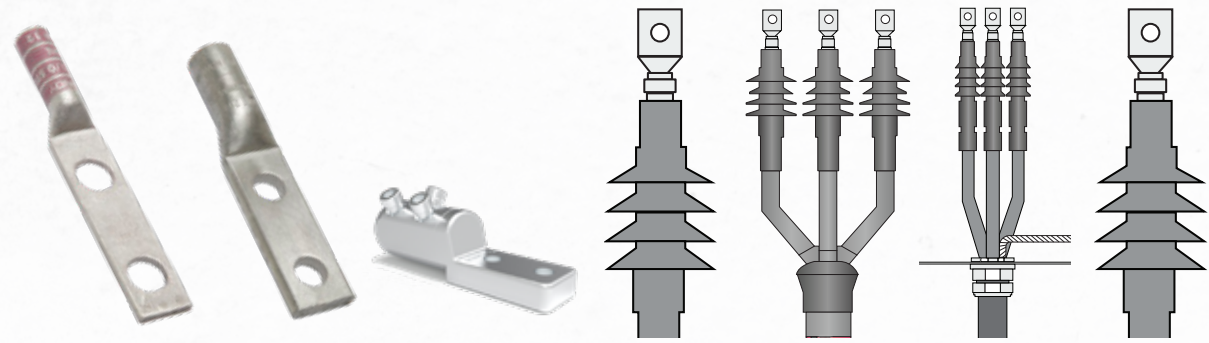


	2-HOLE NEMA COPPER COMPRESSION LUG	2-HOLE NEMA CU/AL COMPRESSION LUG	2-HOLE NEMA CU/AL SHEAR BOLT LUG	INDOOR/OUTDOOR SKIRTED TAPE SHIELD	3-COND INDOOR / OUTDOOR WITH BREAKOUT BOOT	3-COND INDOOR (WITHOUT BREAKOUT BOOT)	INDOOR/OUTDOOR JCN (JACKETED CONC NEUTRAL)
#2 - 100%	YA2C2N	YA2CA9		CSG015210	CS3C058220B + CSG015210	CS3C158220B + CSG015210	CSUD015210J
#2 - 133%	YA2C2N	YA2CA9		CSG015210	CS3C058220B + CSG015210	CS3C158220B + CSG015210	CSUD015210J
#1 - 100%	YA1C2N			CSG015210	CS3C058220B + CSG015210	CS3C158220B + CSG015210	CSUD015210J
#1 - 133%	YA1C2N			CSG015210	CS3C058220B + CSG015210	CS3C158220B + CSG015210	CSUD015210J
1/0 - 100%	YA252N	YA25A7	KASB28U2N	CSG015210	CS3C05820350B + CSG015210	CS3C15820350B + CSG015210	CSUD015210J
1/0 - 133%	YA252N	YA25A7	KASB28U2N	CSG015210	CS3C05820350B + CSG015210	CS3C15820350B + CSG015210	CSUD015210J
2/0 - 100%	YA262N	YA26A3	KASB28U2N	CSG02528140	CS3C05820350B + CSG02528140	CS3C15820350B + CSG02528140	CSUD02528140J
2/0 - 133%	YA262N	YA26A3	KASB28U2N	CSG02528140	CS3C05820350B + CSG02528140	CS3C15820350B + CSG02528140	CSUD02528140J
3/0 - 100%	YA272N	YA27A5	KASB28U2N	CSG02528140	CS3C05820350B + CSG02528140	CS3C15820350B + CSG02528140	CSUD02528140J
3/0 - 133%	YA272N	YA27A5	KASB28U2N	CSG02528140	CS3C05820350B + CSG02528140	CS3C15820350B + CSG02528140	CSUD02528140J
4/0 - 100%	YA282N	YA28A5	KASB28U2N	CSG02528140	CS3C02528140B + CSG02528140	CS3C12528140B + CSG02528140	CSUD02528140J
4/0 - 133%	YA282N	YA28A5	KASB28U2N	CSG02528140	CS3C02528140B + CSG02528140	CS3C12528140B + CSG02528140	CSUD02528140J
250 - 100%	YA292N	YA29A3	KASB31U2N	CSG02528140	CS3C02528140B + CSG02528140	CS3C12528140B + CSG02528140	CSUD02528140J
250 - 133%	YA292N	YA29A3	KASB31U2N	CSG02528140	CS3C02528140B + CSG02528140	CS3C12528140B + CSG02528140	CSUD02528140J
350 - 100%	YA312N	YA31A3	KASB31U2N	CSG0252810250	CS3C0258250500B + CSG0252810250	CS3C1258250500B + CSG0252810250	CSUD0252810250J
350 - 133%	YA312N	YA31A3	KASB31U2N	CSG0252810250	CS3C0258250500B + CSG0252810250	CS3C1258250500B + CSG0252810250	CSUD0252810250J
500 - 100%	YA342N	YA34A3	KASB34U2N	CSG0252810250	CS3C0258250500B + CSG0252810250	CS3C1258250500B + CSG0252810250	CSUD0252810250J
500 - 133%	YA342N	YA34A3	KASB34U2N	CSG0252810250	CS3C0258250500B + CSG0252810250	CS3C1258250500B + CSG0252810250	CSUD0252810250J
750 - 100%	YA392N	YA39A5	KASB39U2N	CSG03550015	CS3C02835250500B + CSG03550015	CS3C12835250500B + CSG03550015	CSUD03510350J
750 - 133%	YA392N	YA39A5	KASB39U2N	CSG03550015	CS3C02835250500B + CSG03550015	CS3C12835250500B + CSG03550015	CSUD03510350J
1000 - 100%	YA442N	YA44A3	KASB44U2N	CSG0355001500			CSUD0355001500J
1000 - 133%	YA442N	YA44A3	KASB44U2N	CSG0355001500			CSUD0355001500J
1250 - 100%	YA452N	YA45A5	KASB46U2N	CSG0355001500			CSUD0355001500J
1250 - 133%	YA452N	YA45A5	KASB46U2N	CSG0355001500			CSUD0355001500J
1500 - 100%	YA452N	YA46A5		CSG0355001500			CSUD0355001500J
1500 - 133%	YA452N	YA46A5		CSG0355001500			CSUD0355001500J
2000 - 100%	YA452N	YA48A3		CSG0355001500			CSUD0355001500J
2000 - 133%	YA452N	YA48A3		CSG0355001500			CSUD0355001500J

25/28 kV Terminations



	2-HOLE NEMA COPPER COMPRESSION LUG	2-HOLE NEMA CU/AL COMPRESSION LUG	2-HOLE NEMA CU/AL SHEAR BOLT LUG	INDOOR/OUTDOOR SKIRTED TAPE SHIELD	3-COND INDOOR / OUTDOOR WITH BREAKOUT BOOT	3-COND INDOOR (WITHOUT BREAKOUT BOOT)	OUTDOOR SKIRTED JCN (JACKETED CONC NEUTRAL)
#2 - 100%	YA2C2N	YA2CA9		CSG02528140			
#2 - 133%	YA2C2N	YA2CA9		CSG02528140			
#1 - 100%	YA1C2N			CSG02528140	CSG02528140 + CS3C02528140B	CSG02528140 + CS3C12528140J	CSUD02528140J
#1 - 133%	YA1C2N			CSG02528140	CSG02528140 + CS3C02528140B	CSG02528140 + CS3C12528140J	CSUD02528140J
1/0 - 100%	YA252N	YA25A7		CSG02528140	CSG02528140 + CS3C02528140B	CSG02528140 + CS3C12528140J	CSUD02528140J
1/0 - 133%	YA252N	YA25A7		CSG02528140	CSG02528140 + CS3C02528140B	CSG02528140 + CS3C12528140J	CSUD02528140J
2/0 - 100%	YA262N	YA26A3	KASB28U2N	CSG02528140	CSG02528140 + CS3C02528140B	CSG02528140 + CS3C12528140J	CSUD02528140J
2/0 - 133%	YA262N	YA26A3	KASB28U2N	CSG02528140	CSG02528140 + CS3C02528140B	CSG02528140 + CS3C12528140J	CSUD02528140J
3/0 - 100%	YA272N	YA27A5	KASB28U2N	CSG02528140	CSG02528140 + CS3C0258250500B	CSG02528140 + CS3C12528140J	CSUD02528140J
3/0 - 133%	YA272N	YA27A5	KASB28U2N	CSG02528140	CSG02528140 + CS3C0258250500B	CSG02528140 + CS3C12528140J	CSUD02528140J
4/0 - 100%	YA282N	YA28A5	KASB28U2N	CSG02528140	CSG02528140 + CS3C0258250500B	CSG02528140 + CS3C12528140J	CSUD02528140J
4/0 - 133%	YA282N	YA28A5	KASB28U2N	CSG02528140	CSG02528140 + CS3C0258250500B	CSG02528140 + CS3C12528140J	CSUD02528140J
250 - 100%	YA292N	YA29A3	KASB31U2N	CSG0252810250	CSG0252810250 + CS3C0258250500B	CSG0252810250 + CS3C12528250500J	CSUD0252810250J
250 - 133%	YA292N	YA29A3	KASB31U2N	CSG0252810250	CSG0252810250 + CS3C0258250500B	CSG0252810250 + CS3C12528250500J	CSUD0252810250J
350 - 100%	YA312N	YA31A3	KASB31U2N	CSG03550015	CSG03550015 + CS3C0258250500B	CSG03550015 + CS3C12528250500J	CSUD03510350J
350 - 133%	YA312N	YA31A3	KASB31U2N	CSG03550015	CSG03550015 + CS3C0258250500B	CSG03550015 + CS3C12528250500J	CSUD03510350J
500 - 100%	YA342N	YA34A3	KASB34U2N	CSG03550015	CSG03550015 + CS3C02835250500B	CSG03550015 + CS3C12528250500J	CSUD03510350J
500 - 133%	YA342N	YA34A3	KASB34U2N	CSG03550015	CSG03550015 + CS3C02835250500B	CSG03550015 + CS3C12528250500J	CSUD03510350J
750 - 100%	YA392N	YA39A5	KASB39U2N	CSG0355001500J			CSUD0355001500J
750 - 133%	YA392N	YA39A5	KASB39U2N	CSG0355001500J			CSUD0355001500J
1000 - 100%	YA442N	YA44A3	KASB44U2N	CSG0355001500J			CSUD0355001500J
1000 - 133%	YA442N	YA44A3	KASB44U2N	CSG0355001500J			CSUD0355001500J
1250 - 100%	YA452N	YA45A5	KASB45U2N	CSG0355001500J			CSUD0355001500J
1250 - 133%	YA452N	YA45A5	KASB45U2N	CSG0355001500J			CSUD0355001500J
1500 - 100%	YA462N	YA46A5	KASB46U2N	CSG0355001500J			CSUD0355001500J
1500 - 133%	YA462N	YA46A5	KASB46U2N	CSG0355001500J			CSUD0355001500J
2000 - 100%	YA482N	YA48A3					
2000 - 133%	YA482N	YA48A3					



Notes:

	2-HOLE NEMA COPPER COMPRESSION LUG	2-HOLE NEMA CU/AL COMPRESSION LUG	2-HOLE NEMA CU/AL SHEAR BOLT LUG	INDOOR/OUTDOOR SKIRTED TAPE SHIELD	3-COND INDOOR/OUTDOOR WITH BREAKOUT BOOK	3-COND INDOOR (WITHOUT BREAKOUT BOOT)	INDOOR/OUTDOOR SKIRTED JCN (JACKETED CONC NEUTRAL)
1/0 - 100%	YA252N	YA25A7		CSG03550015	CSG03550015 +CS3C0258250500B	CSG03550015 +CS3C1258250500B	CSUDO3510350J
1/0 - 133%	YA252N	YA25A7		CSG03550015	CSG03550015 +CS3C0258250500B	CSG03550015 +CS3C1258250500B	CSUDO3510350J
2/0 - 100%	YA262N	YA26A3	KASB28U2N	CSG03550015	CSG03550015 +CS3C0258250500B	CSG03550015 +CS3C1258250500B	CSUDO3510350J
2/0 - 133%	YA262N	YA26A3	KASB28U2N	CSG03550015	CSG03550015 +CS3C0258250500B	CSG03550015 +CS3C1258250500B	CSUDO3510350J
3/0 - 100%	YA272N	YA27A5	KASB28U2N	CSG03550015	CSG03550015 +CS3C0258250500B	CSG03550015 +CS3C1258250500B	CSUDO3510350J
3/0 - 133%	YA272N	YA27A5	KASB28U2N	CSG03550015	CSG03550015 +CS3C0258250500B	CSG03550015 +CS3C1258250500B	CSUDO3510350J
4/0 - 100%	YA282N	YA28A5	KASB28U2N	CSG03550015	CSG03550015 +CS3C02835250500B	CSG03550015 +CS3C12835250500B	CSUDO3510350J
4/0 - 133%	YA282N	YA28A5	KASB28U2N	CSG03550015	CSG03550015 +CS3C02835250500B	CSG03550015 +CS3C12835250500B	CSUDO3510350J
250 - 100%	YA292N	YA29A3	KASB31U2N	CSG03550015	CSG03550015 +CS3C02835250500B	CSG03550015 +CS3C12835250500B	CSUDO3510350J
250 - 133%	YA292N	YA29A3	KASB31U2N	CSG03550015	CSG03550015 +CS3C02835250500B	CSG03550015 +CS3C12835250500B	CSUDO3510350J
350 - 100%	YA312N	YA31A3	KASB31U2N	CSG03550015	CSG03550015 +CS3C02835250500B	CSG03550015 +CS3C12835250500B	CSUDO3510350J
350 - 133%	YA312N	YA31A3	KASB31U2N	CSG03550015	CSG03550015 +CS3C02835250500B	CSG03550015 +CS3C12835250500B	CSUDO3510350J
500 - 100%	YA342N	YA34A3	KASB34U2N	CSG0355001500			CSUDO3510350J
500 - 133%	YA342N	YA34A3	KASB34U2N	CSG0355001500			CSUDO3510350J
750 - 100%	YA392N	YA39A5	KASB39U2N	CSG0355001500			CSUDO355001500J
750 - 133%	YA392N	YA39A5	KASB39U2N	CSG0355001500			CSUDO355001500J
1000 - 100%	YA442N	YA44A3	KASB44U2N	CSG0355001500			CSUDO355001500J
1000 - 133%	YA442N	YA44A3	KASB44U2N	CSG0355001500			CSUDO355001500J
1250 - 100%	YA452N	YA45A5	KASB45U2N	CSG0355001500			CSUDO355001500J
1250 - 133%	YA452N	YA45A5	KASB45U2N	CSG0355001500			CSUDO355001500J
1500 - 100%	YA462N	YA46A5	KASB46U2N	CSG0355001500			CSUDO355001500J
1500 - 133%	YA462N	YA46A5	KASB46U2N	CSG0355001500			CSUDO355001500J
2000 - 100%	YA482N	YA48A3					
2000 - 133%	YA482N	YA48A3					



To view the full configurator, please scan the QR code or visit www.BURNDY.com

www.BURNDY.com | 1-800-346-4175

For product inquiries, please contact your local sales representative or customer service representative.

© BURNDY LLC, 2021
47 East Industrial Park Drive
Manchester, NH 03109

Printed in U.S.A. BR_03_109_E REV 12/2021