

UNITAP™ Products



Connecting Power to Your World®



UNITAP™ Connectors

The UNITAP™ line makes in-line splice/reductions and tapping easy, offering a configuration for every application.

Contents

MOLE™ In-Line Splice/Reducer	2
Direct Burial/Submersible UNITAP™ Connectors	3
Insulated Multiple Tap Connectors Clear Flex	4-7
Insulated Multiple Tap Connectors Black and Clear	8-11

Direct Burial/Submersible UNITAP™ Connectors

Designed specifically for direct burial submersion applications

- Insulated with EPDM rubber
- UL 486D Listed and CSA Certified
- Range-taking conductor ports
- Multiple configurations available

MOLE™ In-Line Splice Reducer

Designed for direct burial applications

- Plastisol insulated
- UL 486D Listed and CSA Certified
- Range-taking conductor ports
- Four sizes available

Insulated Multiple Tap Connectors

Available in three distinct families

UV-Rated Black

- Suitable for exposure to sunlight

Clear

- For easy visual inspection

Clear Flex


- For fine stranded and code (Class B & C) conductor. Includes color-coordinated, embossed caps with wire size/class and installation torque





Common Features & Benefits Include:

- UL 486A–486B Listed and CSA Certified
- Dual Rated AL9CU for copper and aluminum conductors
- 600 Volt Rated
- Fully insulated – eliminating need for taping
- Range-taking – accommodating wire sizes from #14 AWG – 750 kcmil
- Each family includes taps, in-line splice reducers, single-sided entry, double-sided entry and mountable configurations with 2 to 14 ports
- Operating temperature from –40°C to 135°C
- Conductor ports are pre-filled with oxide inhibitor

MOLE™ In-Line Splice Reducer

	Wire Range (AWG/kcmil)	# of Ports	Configuration	Length	Width	Height	Hex Key	Catalog #
	#6 - 4	2	In-Line Splice Reducer	4.30	0.80	1.28	1/8	BISR4DB
	#2 - 1	2	In-Line Splice Reducer	6.30	0.93	1.59	5/32	BISR1DB
	1/0 - 3/0	2	In-Line Splice Reducer	6.25	0.99	1.84	3/16	BISR3/0DB
	4/0 - 250	2	In-Line Splice Reducer	6.70	1.18	2.03	5/16	BISR250DB

Direct Burial/Submersible UNITAP™ Connectors

	Wire Range (AWG/kcmil)	# of Ports	Configuration	Length	Width	Height	Hex Key	Catalog #
	#12 - 350	2	Single-Sided Entry	2.61	4.06	2.46	5/16	BIBS3502DB
		3	Single-Sided Entry	3.82	4.06	2.46	5/16	BIBS3503DB
		4	Single-Sided Entry	5.03	4.06	2.46	5/16	BIBS3504DB
		5	Single-Sided Entry	6.24	4.06	2.46	5/16	BIBS3505DB
		6	Single-Sided Entry	7.45	4.06	2.46	5/16	BIBS3506DB
	#10 - 500	3	Single-Sided Entry	4.31	4.58	3.13	5/16	BIBS5003DB
		4	Single-Sided Entry	5.69	4.58	3.13	5/16	BIBS5004DB
		5	Single-Sided Entry	7.06	4.58	3.13	5/16	BIBS5005DB
6		Single-Sided Entry	8.44	4.58	3.13	5/16	BIBS5006DB	
	#12 - 350	2	In-Line Splice Reducer	8.50	1.50	2.81	5/16	UGS350ULDB

UNITAP™ Clear Flex

Fig. 1



Fig. 2



Fig. 3



Fig. 4



Fig. 5



Fig. 6





Fig. 7




Wire Range (AWG/kcmil)	Amp Rating	# of Ports	Configuration	Length	Width	Height	Hex Key	Catalog #	Cap Color	Fig.
#14 - #4 Class B & C #14 - #6 Class G,H,I,K,DLO	85 A	2	Tap - Opposite Side Entry	1.08	1.50	1.25	1/8	BIT04FX	Brown	2
		2	Tap - Same Side Entry	1.08	1.16	1.25	1/8	BIT4FX	Brown	3
		3	Single-Sided Entry	1.51	1.16	1.25	1/8	BIBS43FX	Brown	4
		4	Single-Sided Entry	1.95	1.16	1.25	1/8	BIBS44FX	Brown	4
		5	Single-Sided Entry	2.39	1.16	1.25	1/8	BIBS45FX	Brown	4
		6	Single-Sided Entry	2.83	1.16	1.25	1/8	BIBS46FX	Brown	4
		8	Single-Sided Entry	3.71	1.16	1.25	1/8	BIBS48FX	Brown	4
		2	Double-Sided Entry	1.08	1.50	1.25	1/8	BIBD42FX	Brown	5
		3	Double-Sided Entry	1.51	1.50	1.25	1/8	BIBD43FX	Brown	5
		4	Double-Sided Entry	1.95	1.50	1.25	1/8	BIBD44FX	Brown	5
		5	Double-Sided Entry	2.39	1.50	1.25	1/8	BIBD45FX	Brown	5
		6	Double-Sided Entry	2.83	1.50	1.25	1/8	BIBD46FX	Brown	5
		8	Double-Sided Entry	3.71	1.50	1.25	1/8	BIBD48FX	Brown	5
		#14 - #2 Class B & C #14 - #2 Class G,H,I,K,DLO	115 A	2	In-Line Splice Reducer	2.38	0.75	1.22	5/32	BISR2FX
#14 - 1/0 Class B & C #14 - #1 Class G,H,I,K,DLO	150 A	2	In-Line Splice Reducer	2.91	0.75	1.22	5/32	BISR1/0FX	Pink	1
#14 - 2/0 Class B & C	175 A	2	Tap - Opposite Side Entry	1.52	1.56	1.38	3/16	BIT02/0FX	Black	2
#14 - #1 Class G,H,I,K,DLO		2	Tap - Same Side Entry	1.52	1.40	1.38	3/16	BIT2/0FX	Black	3
		3	Single-Sided Entry	2.19	1.31	1.38	3/16	BIBS2/03FX	Black	4
		4	Single-Sided Entry	2.86	1.31	1.38	3/16	BIBS2/04FX	Black	4
		5	Single-Sided Entry	3.53	1.31	1.38	3/16	BIBS2/05FX	Black	4
		6	Single-Sided Entry	4.20	1.31	1.38	3/16	BIBS2/06FX	Black	4
		8	Single-Sided Entry	5.55	1.31	1.38	3/16	BIBS2/08FX	Black	4
		10	Single-Sided Entry	6.89	1.31	1.38	3/16	BIBS2/010FX	Black	4
		12	Single-Sided Entry	8.24	1.31	1.38	3/16	BIBS2/012FX	Black	4
		14	Single-Sided Entry	9.58	1.31	1.38	3/16	BIBS2/014FX	Black	4
		2	Double-Sided Entry	1.52	1.56	1.38	3/16	BIBD2/02FX	Black	5
		3	Double-Sided Entry	2.19	1.56	1.38	3/16	BIBD2/03FX	Black	5
		4	Double-Sided Entry	2.86	1.56	1.38	3/16	BIBD2/04FX	Black	5
		5	Double-Sided Entry	3.53	1.56	1.38	3/16	BIBD2/05FX	Black	5
		6	Double-Sided Entry	4.20	1.56	1.38	3/16	BIBD2/06FX	Black	5
		8	Double-Sided Entry	5.55	1.56	1.38	3/16	BIBD2/08FX	Black	5

10	Double-Sided Entry	6.89	1.56	1.38	3/16	BIBD2/010FX	Black	5
12	Double-Sided Entry	8.24	1.56	1.38	3/16	BIBD2/012FX	Black	5
14	Double-Sided Entry	9.58	1.56	1.38	3/16	BIBD2/014FX	Black	5
4	Mountable Single-Sided Entry	4.20	1.25	1.50	3/16	BIBS2/04FXMT	Black	6
6	Mountable Single-Sided Entry	5.55	1.56	1.50	3/16	BIBS2/06FXMT	Black	6
8	Mountable Single-Sided Entry	6.89	1.56	1.50	3/16	BIBS2/08FXMT	Black	6
10	Mountable Single-Sided Entry	8.24	1.56	1.50	3/16	BIBS2/010FXMT	Black	6
12	Mountable Single-Sided Entry	9.58	1.56	1.50	3/16	BIBS2/012FXMT	Black	6
4	Mountable Double-Sided Entry	4.20	1.56	1.50	3/16	BIBD2/04FXMT	Black	7
8	Mountable Double-Sided Entry	6.89	1.56	1.50	3/16	BIBD2/08FXMT	Black	7
10	Mountable Double-Sided Entry	8.24	1.56	1.50	3/16	BIBD2/010FXMT	Black	7
12	Mountable Double-Sided Entry	9.58	1.56	1.50	3/16	BIBD2/012FXMT	Black	7
2	Tap - Opposite Side Entry	2.03	2.64	2.13	5/16	BIT0250FX	Yellow	2
2	Tap - Same Side Entry	2.03	2.07	2.13	5/16	BIT250FX	Yellow	3
2	In-Line Splice Reducer	4.01	1.19	2.10	5/16	BISR250FX	Yellow	1
3	Single-Sided Entry	2.97	2.07	2.13	5/16	BIBS2503FX	Yellow	4
4	Single-Sided Entry	3.91	2.07	2.13	5/16	BIBS2504FX	Yellow	4
5	Single-Sided Entry	4.84	2.07	2.13	5/16	BIBS2505FX	Yellow	4
6	Single-Sided Entry	5.78	2.07	2.13	5/16	BIBS2506FX	Yellow	4
8	Single-Sided Entry	7.66	2.07	2.13	5/16	BIBS2508FX	Yellow	4
10	Single-Sided Entry	9.53	2.07	2.13	5/16	BIBS25010FX	Yellow	4
12	Single-Sided Entry	11.41	2.07	2.13	5/16	BIBS25012FX	Yellow	4
14	Single-Sided Entry	13.29	2.07	2.13	5/16	BIBS25014FX	Yellow	4
2	Double-Sided Entry	2.03	2.64	2.13	5/16	BIBD2502FX	Yellow	5
3	Double-Sided Entry	2.97	2.64	2.13	5/16	BIBD2503FX	Yellow	5
4	Double-Sided Entry	3.91	2.64	2.13	5/16	BIBD2504FX	Yellow	5
5	Double-Sided Entry	4.84	2.64	2.13	5/16	BIBD2505FX	Yellow	5
6	Double-Sided Entry	5.78	2.64	2.13	5/16	BIBD2506FX	Yellow	5
8	Double-Sided Entry	7.66	2.64	2.13	5/16	BIBD2508FX	Yellow	5
10	Double-Sided Entry	9.53	2.64	2.13	5/16	BIBD25010FX	Yellow	5
12	Double-Sided Entry	11.41	2.64	2.13	5/16	BIBD25012FX	Yellow	5
14	Double-Sided Entry	13.29	2.64	2.13	5/16	BIBD25014FX	Yellow	5
4	Mountable Single-Sided Entry	5.78	1.95	2.63	5/16	BIBS2504FXMT	Yellow	6
6	Mountable Single-Sided Entry	7.65	1.95	2.63	5/16	BIBS2506FXMT	Yellow	6
8	Mountable Single-Sided Entry	9.53	1.95	2.63	5/16	BIBS2508FXMT	Yellow	6
10	Mountable Single-Sided Entry	11.41	1.95	2.63	5/16	BIBS25010FXMT	Yellow	6
12	Mountable Single-Sided Entry	13.29	1.95	2.63	5/16	BIBS25012FXMT	Yellow	6
4	Mountable Double-Sided Entry	5.78	2.64	2.63	5/16	BIBD2504FXMT	Yellow	7
6	Mountable Double-Sided Entry	7.65	2.64	2.63	5/16	BIBD2506FXMT	Yellow	7
8	Mountable Double-Sided Entry	9.53	2.64	2.63	5/16	BIBD2508FXMT	Yellow	7
10	Mountable Double-Sided Entry	11.41	2.64	2.63	5/16	BIBD25010FXMT	Yellow	7
12	Mountable Double-Sided Entry	13.29	2.64	2.63	5/16	BIBD25012FXMT	Yellow	7

#10 - 250 Class B & C
#10 - 3/0 Class G,H,I,K,DLO

255A

UNITAP™ Clear Flex



Wire Range (AWG/kcmil)	Amp Rating	# of Ports	Configuration	Length	Width	Height	Hex Key	Catalog #	Cap Color	Fig.
#10 - 350 Class B & C #10 - 250 Class G,H,I,K,DLO	310 A	2	Tap - Opposite Side Entry	2.22	3.00	2.50	5/16	BIT0350FX	Red	2
		2	Tap - Same Side Entry	2.22	2.32	2.50	5/16	BIT350FX	Red	3
		2	In-Line Splice Reducer	4.63	1.34	2.35	5/16	BISR350FX	Red	1
		3	Single-Sided Entry	3.13	2.32	2.50	5/16	BIBS3503FX	Red	4
		4	Single-Sided Entry	4.04	2.32	2.50	5/16	BIBS3504FX	Red	4
		5	Single-Sided Entry	4.95	2.32	2.50	5/16	BIBS3505FX	Red	4
		6	Single-Sided Entry	5.86	2.32	2.50	5/16	BIBS3506FX	Red	4
		8	Single-Sided Entry	7.68	2.32	2.50	5/16	BIBS3508FX	Red	4
		10	Single-Sided Entry	9.50	2.32	2.50	5/16	BIBS35010FX	Red	4
		12	Single-Sided Entry	11.32	2.32	2.50	5/16	BIBS35012FX	Red	4
		14	Single-Sided Entry	13.14	2.32	2.50	5/16	BIBS35014FX	Red	4
		2	Double-Sided Entry	3.13	3.00	2.50	5/16	BIBD3502FX	Red	5
		3	Double-Sided Entry	4.04	3.00	2.50	5/16	BIBD3503FX	Red	5
		4	Double-Sided Entry	4.95	3.00	2.50	5/16	BIBD3504FX	Red	5
		5	Double-Sided Entry	5.86	3.00	2.50	5/16	BIBD3505FX	Red	5
		6	Double-Sided Entry	7.68	3.00	2.50	5/16	BIBD3506FX	Red	5
		8	Double-Sided Entry	9.50	3.00	2.50	5/16	BIBD3508FX	Red	5
		10	Double-Sided Entry	11.32	3.00	2.50	5/16	BIBD35010FX	Red	5
		12	Double-Sided Entry	13.14	3.00	2.50	5/16	BIBD35012FX	Red	5
		4	Mountable Single-Sided Entry	5.86	2.32	2.63	5/16	BIBD3504FXMT	Red	6
		6	Mountable Single-Sided Entry	7.68	2.32	2.63	5/16	BIBS3506FXMT	Red	6
		8	Mountable Single-Sided Entry	9.50	2.32	2.63	5/16	BIBS3508FXMT	Red	6
		10	Mountable Single-Sided Entry	11.32	2.32	2.63	5/16	BIBS35010FXMT	Red	6
		12	Mountable Single-Sided Entry	13.14	2.32	2.63	5/16	BIBS35012FXMT	Red	6
		4	Mountable Double-Sided Entry	5.86	3.00	2.63	5/16	BIBD3504FXMT	Red	7
		6	Mountable Double-Sided Entry	7.68	3.00	2.63	5/16	BIBD3506FXMT	Red	7
		8	Mountable Double-Sided Entry	9.50	3.00	2.63	5/16	BIBD3508FXMT	Red	7
		10	Mountable Double-Sided Entry	11.32	3.00	2.63	5/16	BIBD35010FXMT	Red	7
12	Mountable Double-Sided Entry	13.14	3.00	2.63	5/16	BIBD35012FXMT	Red	7		
#6 - 500 Class B & C #6 - 373 Class G,H,I,K,DLO	380 A	2	In-Line Splice Reducer	5.00	1.62	2.62	3/8	BISR500FX	Brown	1
#4 - 600 Class B & C	420 A	2	Tap - Opposite Side Entry	2.72	3.00	2.75	3/8	BIT0600FX	Green	2
#4 - 373 Class G,H,I,K,DLO		2	Tap - Same Side Entry	2.72	2.38	2.75	3/8	BIT600FX	Green	3

3	Single-Sided Entry	4.00	2.38	2.75	3/8	BIBS6003FX	Green	4
4	Single-Sided Entry	5.28	2.38	2.75	3/8	BIBS6004FX	Green	4
5	Single-Sided Entry	6.56	2.38	2.75	3/8	BIBS6005FX	Green	4
6	Single-Sided Entry	7.84	2.38	2.75	3/8	BIBS6006FX	Green	4
8	Single-Sided Entry	10.41	2.38	2.75	3/8	BIBS6008FX	Green	4
10	Single-Sided Entry	12.97	2.38	2.75	3/8	BIBS60010FX	Green	4
12	Single-Sided Entry	15.53	2.38	2.75	3/8	BIBS60012FX	Green	4
14	Single-Sided Entry	18.09	2.38	2.75	3/8	BIBS60014FX	Green	4
2	Double-Sided Entry	2.72	3.00	2.75	3/8	BIBD6002FX	Green	5
3	Double-Sided Entry	4.00	3.00	2.75	3/8	BIBD6003FX	Green	5
4	Double-Sided Entry	5.28	3.00	2.75	3/8	BIBD6004FX	Green	5
5	Double-Sided Entry	6.56	3.00	2.75	3/8	BIBD6005FX	Green	5
6	Double-Sided Entry	7.84	3.00	2.75	3/8	BIBD6006FX	Green	5
8	Double-Sided Entry	10.41	3.00	2.75	3/8	BIBD6008FX	Green	5
10	Double-Sided Entry	12.97	3.00	2.75	3/8	BIBD60010FX	Green	5
12	Double-Sided Entry	15.53	3.00	2.75	3/8	BIBD60012FX	Green	5
14	Double-Sided Entry	18.09	3.00	2.75	3/8	BIBD60014FX	Green	5
4	Mountable Single-Sided Entry	5.53	2.25	2.88	3/8	BIBS6004FXMT	Green	6
6	Mountable Single-Sided Entry	7.40	2.25	2.88	3/8	BIBS6006FXMT	Green	6
8	Mountable Single-Sided Entry	9.28	2.25	2.88	3/8	BIBS6008FXMT	Green	6
12	Mountable Single-Sided Entry	13.03	2.25	2.88	3/8	BIBS60012FXMT	Green	6
4	Mountable Double-Sided Entry	5.53	3.00	2.88	3/8	BIBD6004FXMT	Green	7
6	Mountable Double-Sided Entry	7.40	3.00	2.88	3/8	BIBD6006FXMT	Green	7
8	Mountable Double-Sided Entry	9.28	3.00	2.88	3/8	BIBD6008FXMT	Green	7
10	Mountable Double-Sided Entry	11.16	3.00	2.88	3/8	BIBD60010FXMT	Green	7
12	Mountable Double-Sided Entry	13.03	3.00	2.88	3/8	BIBD60012FXMT	Green	7
2	Tap - Opposite Side Entry	2.87	3.38	3.00	3/8	BIT0750FX'	Black	2
2	Tap - Same Side Entry	2.87	2.70	3.00	3/8	BIT750FX'	Black	3
3	Single-Sided Entry	4.00	2.70	3.00	3/8	BIBS7503FX'	Black	4
4	Single-Sided Entry	5.38	2.70	3.00	3/8	BIBS7504FX'	Black	4
6	Single-Sided Entry	8.13	2.70	3.00	3/8	BIBS7506FX'	Black	4
8	Single-Sided Entry	10.88	2.70	3.00	3/8	BIBS7508FX'	Black	4
10	Single-Sided Entry	13.63	2.70	3.00	3/8	BIBS75010FX'	Black	4
12	Single-Sided Entry	16.38	2.70	3.00	3/8	BIBS75012FX'	Black	4
14	Single-Sided Entry	19.13	2.70	3.00	3/8	BIBS75014FX'	Black	4
2	Double-Sided Entry	2.87	3.38	3.00	3/8	BIBD7502FX'	Black	5
3	Double-Sided Entry	4.25	3.38	3.00	3/8	BIBD7503FX'	Black	5
4	Double-Sided Entry	5.63	3.38	3.00	3/8	BIBD7504FX'	Black	5
6	Double-Sided Entry	8.37	3.38	3.00	3/8	BIBD7506FX'	Black	5
8	Double-Sided Entry	11.13	3.38	3.00	3/8	BIBD7508FX'	Black	5
10	Double-Sided Entry	13.87	3.38	3.00	3/8	BIBD75010FX'	Black	5
12	Double-Sided Entry	16.63	3.38	3.00	3/8	BIBD75012FX'	Black	5
14	Double-Sided Entry	19.37	3.38	3.00	3/8	BIBD75014FX'	Black	5

#2 - 750 Class B & C
#2 - 535 Class G,H,I,K,DLO

475 A

UNITAP™ Black & Clear

Fig. 1



Fig. 2



Fig. 3



Fig. 4



Fig. 5



Fig. 6

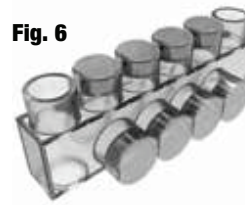



Fig. 7



Wire Range (AWG/kcmil)	Amp Rating	# of Ports	Configuration	Length	Width	Height	Hex Key	Black Catalog #	Clear Catalog #	Fig.		
#14 - #4	85 A	2	Tap - Opposite Side Entry	1.08	1.50	1.25	1/8	1PL042	BIT04	2		
		2	Tap - Same Side Entry	1.08	1.16	1.25	1/8	1PL42	BIT4	3		
		3	Single-Sided Entry	1.51	1.16	1.25	1/8	1PL43	BIBS43	4		
		4	Single-Sided Entry	1.95	1.16	1.25	1/8	1PL44	BIBS44	4		
		5	Single-Sided Entry	2.39	1.16	1.25	1/8	1PL45	BIBS45	4		
		6	Single-Sided Entry	2.83	1.16	1.25	1/8	1PL46	BIBS46	4		
		8	Single-Sided Entry	3.71	1.16	1.25	1/8	1PL48	BIBS48	4		
		2	Double-Sided Entry	1.08	1.50	1.25	1/8	1PLD42	BIBD42	5		
		3	Double-Sided Entry	1.51	1.50	1.25	1/8	1PLD43	BIBD43	5		
		4	Double-Sided Entry	1.95	1.50	1.25	1/8	1PLD44	BIBD44	5		
		5	Double-Sided Entry	2.39	1.50	1.25	1/8	1PLD45	BIBD45	5		
		6	Double-Sided Entry	2.83	1.50	1.25	1/8	1PLD46	BIBD46	5		
		8	Double-Sided Entry	3.71	1.50	1.25	1/8	1PLD48	BIBD48	5		
		#14 - #2	115 A	2	In-Line Splice Reducer	2.38	0.75	1.22	5/32	1PBS2	BISR2	1
		#14 - 1/0	150 A	2	In-Line Splice Reducer	2.91	0.75	1.22	5/32	1PBS1/0	BISR1/0	1
		#14 - 2/0	175 A	2	Tap - Opposite Side Entry	1.52	1.56	1.38	3/16	1PLO2/02	BIT02/0	2
		2	Tap - Same Side Entry	1.52	1.40	1.38	3/16	1PL2/02	BIT2/0	3		
		3	Single-Sided Entry	2.19	1.31	1.38	3/16	1PL2/03	BIBS2/03	4		
		4	Single-Sided Entry	2.86	1.31	1.38	3/16	1PL2/04	BIBS2/04	4		
		5	Single-Sided Entry	3.53	1.31	1.38	3/16	1PL2/05	BIBS2/05	4		
		6	Single-Sided Entry	4.20	1.31	1.38	3/16	1PL2/06	BIBS2/06	4		
		8	Single-Sided Entry	5.55	1.31	1.38	3/16	1PL2/08	BIBS2/08	4		
		10	Single-Sided Entry	6.89	1.31	1.38	3/16	1PL2/010	BIBS2/010	4		
		12	Single-Sided Entry	8.24	1.31	1.38	3/16	1PL2/012	BIBS2/012	4		
		14	Single-Sided Entry	9.58	1.31	1.38	3/16	1PL2/014	BIBS2/014	4		
		2	Double-Sided Entry	1.52	1.56	1.38	3/16	1PLD2/02	BIBD2/02	5		
		3	Double-Sided Entry	2.19	1.56	1.38	3/16	1PLD2/03	BIBD2/03	5		
		4	Double-Sided Entry	2.86	1.56	1.38	3/16	1PLD2/04	BIBD2/04	5		
		5	Double-Sided Entry	3.53	1.56	1.38	3/16	1PLD2/05	BIBD2/05	5		
		6	Double-Sided Entry	4.20	1.56	1.38	3/16	1PLD2/06	BIBD2/06	5		
		8	Double-Sided Entry	5.55	1.56	1.38	3/16	1PLD2/08	BIBD2/08	5		
		10	Double-Sided Entry	6.89	1.56	1.38	3/16	1PLD2/010	BIBD2/010	5		
		12	Double-Sided Entry	8.24	1.56	1.38	3/16	1PLD2/012	BIBD2/012	5		

14	Double-Sided Entry	9.58	1.56	1.38	3/16	1PLD2/014	BIBD2/014	5
4	Mountable Single-Sided Entry	4.20	1.25	1.50	3/16	1PLM2/04	BIBS2/04MT	6
6	Mountable Single-Sided Entry	5.55	1.25	1.50	3/16	1PLM2/06	BIBS2/06MT	6
8	Mountable Single-Sided Entry	6.89	1.25	1.50	3/16	1PLM2/08	BIBS2/08MT	6
10	Mountable Single-Sided Entry	8.24	1.25	1.50	3/16	1PLM2/010	BIBS2/010MT	6
12	Mountable Single-Sided Entry	9.58	1.25	1.50	3/16	1PLM2/012	BIBS2/012MT	6
4	Mountable Double-Sided Entry	4.20	1.56	1.50	3/16	1PLMD2/04	BIBD2/04MT	7
6	Mountable Double-Sided Entry	5.55	1.56	1.50	3/16	1PLMD2/06	BIBD2/06MT	7
8	Mountable Double-Sided Entry	6.89	1.56	1.50	3/16	1PLMD2/08	BIBD2/08MT	7
10	Mountable Double-Sided Entry	8.24	1.56	1.50	3/16	1PLMD2/010	BIBD2/010MT	7
12	Mountable Double-Sided Entry	9.58	1.56	1.50	3/16	1PLMD2/012	BIBD2/012MT	7
2	Tap - Opposite Side Entry	2.03	2.64	2.13	5/16	1PLO2502	BITO250	2
2	Tap - Same Side Entry	2.03	2.07	2.13	5/16	1PL2502	BIT250	3
2	In-Line Splice Reducer	4.01	1.19	2.10	5/16	1PBS250	BISR250	1
3	Single-Sided Entry	2.97	2.07	2.13	5/16	1PL2503	BIBS2503	4
4	Single-Sided Entry	3.91	2.07	2.13	5/16	1PL2504	BIBS2504	4
5	Single-Sided Entry	4.84	2.07	2.13	5/16	1PL2505	BIBS2505	4
6	Single-Sided Entry	5.78	2.07	2.13	5/16	1PL2506	BIBS2506	4
8	Single-Sided Entry	7.66	2.07	2.13	5/16	1PL2508	BIBS2508	4
10	Single-Sided Entry	9.53	2.07	2.13	5/16	-	BIBS25010	4
12	Single-Sided Entry	11.41	2.07	2.13	5/16	-	BIBS25012	4
14	Single-Sided Entry	13.29	2.07	2.13	5/16	-	BIBS25014	4
2	Double-Sided Entry	2.03	2.64	2.13	5/16	1PLD2502	BIBD2502	5
3	Double-Sided Entry	2.97	2.64	2.13	5/16	1PLD2503	BIBD2503	5
4	Double-Sided Entry	3.91	2.64	2.13	5/16	1PLD2504	BIBD2504	5
5	Double-Sided Entry	4.84	2.64	2.13	5/16	1PLD2505	BIBD2505	5
6	Double-Sided Entry	5.78	2.64	2.13	5/16	1PLD2506	BIBD2506	5
8	Double-Sided Entry	7.66	2.64	2.13	5/16	1PLD2508	BIBD2508	5
10	Double-Sided Entry	9.53	2.64	2.13	5/16	1PLD25010	BIBD25010	5
12	Double-Sided Entry	11.41	2.64	2.13	5/16	1PLD25012	BIBD25012	5
14	Double-Sided Entry	13.29	2.64	2.13	5/16	-	BIBD25014	5
4	Mountable Single-Sided Entry	5.78	1.95	2.63	5/16	1PLM2504	BIBS2504MT	6
6	Mountable Single-Sided Entry	7.65	2.63	2.63	5/16	1PLM2506	BIBS2506MT	6
8	Mountable Single-Sided Entry	9.53	2.63	2.63	5/16	1PLM2508	BIBS2508MT	6
10	Mountable Single-Sided Entry	11.41	2.63	2.63	5/16	1PLM25010	BIBS25010MT	6
12	Mountable Single-Sided Entry	13.29	2.63	2.63	5/16	1PLM25012	BIBS25012MT	6
4	Mountable Double-Sided Entry	5.78	2.64	2.63	5/16	1PLMD2504	BIBD2504MT	7
6	Mountable Double-Sided Entry	7.65	2.64	2.63	5/16	1PLMD2506	BIBD2506MT	7
8	Mountable Double-Sided Entry	9.53	2.64	2.63	5/16	1PLMD2508	BIBD2508MT	7
10	Mountable Double-Sided Entry	11.41	2.64	2.63	5/16	1PLMD25010	BIBD25010MT	7
12	Mountable Double-Sided Entry	13.29	2.64	2.63	5/16	1PLMD25012	BIBD25012MT	7

#10 - 250

255 A

UNITAP™ Black & Clear

Fig. 1



Fig. 2



Fig. 3



Fig. 4



Fig. 5



Fig. 6



Fig. 7



Wire Range (AWG/kcmil)	Amp Rating	# of Ports	Configuration	Length	Width	Height	Hex Key	Black Catalog #	Clear Catalog #	Fig.
#10 - 350	310 A	2	Tap - Opposite Side Entry	2.22	3.00	2.50	5/16	1PL03502	BIT0350	2
		2	Tap - Same Side Entry	2.22	2.32	2.50	5/16	1PL3502	BIT350	3
		2	In-Line Splice Reducer	4.63	1.34	2.35	5/16	1PBS350	BISR350	1
		3	Single-Sided Entry	3.13	2.32	2.50	5/16	1PL3503	BIBS3503	4
		4	Single-Sided Entry	4.04	2.32	2.50	5/16	1PL3504	BIBS3504	4
		5	Single-Sided Entry	4.95	2.32	2.50	5/16	1PL3505	BIBS3505	4
		6	Single-Sided Entry	5.86	2.32	2.50	5/16	1PL3506	BIBS3506	4
		8	Single-Sided Entry	7.68	2.32	2.50	5/16	1PL3508	BIBS3508	4
		10	Single-Sided Entry	9.50	2.32	2.50	5/16	-	BIBS35010	4
		12	Single-Sided Entry	11.32	2.32	2.50	5/16	-	BIBS35012	4
		14	Single-Sided Entry	13.14	2.32	2.50	5/16	-	BIBS35014	4
		2	Double-Sided Entry	3.13	3.00	2.50	5/16	1PLD3502	BIBD3502	5
		3	Double-Sided Entry	4.04	3.00	2.50	5/16	1PLD3503	BIBD3503	5
		4	Double-Sided Entry	4.95	3.00	2.50	5/16	1PLD3504	BIBD3504	5
		5	Double-Sided Entry	5.86	3.00	2.50	5/16	1PLD3505	BIBD3505	5
		6	Double-Sided Entry	7.68	3.00	2.50	5/16	1PLD3506	BIBD3506	5
		8	Double-Sided Entry	9.50	3.00	2.50	5/16	1PLD3508	BIBD3508	5
		10	Double-Sided Entry	11.32	3.00	2.50	5/16	1PLD35010	BIBD35010	5
		12	Double-Sided Entry	13.14	3.00	2.50	5/16	1PLD35012	BIBD35012	5
		4	Mountable Single-Sided Entry	5.86	2.32	2.63	5/16	1PLM3504	BIBD3504MT	6
		6	Mountable Single-Sided Entry	7.68	2.32	2.63	5/16	1PLM3506	BIBS3506MT	6
		8	Mountable Single-Sided Entry	9.50	2.32	2.63	5/16	1PLM3508	BIBS3508MT	6
		10	Mountable Single-Sided Entry	11.32	2.32	2.63	5/16	1PLM35010	BIBS35010MT	6
		12	Mountable Single-Sided Entry	13.14	2.32	2.63	5/16	1PLM35012	BIBS35012MT	6
		4	Mountable Double-Sided Entry	5.86	3.00	2.63	5/16	1PLMD3504	BIBD3504MT	7
		6	Mountable Double-Sided Entry	7.68	3.00	2.63	5/16	1PLMD3506	BIBD3506MT	7
		8	Mountable Double-Sided Entry	9.50	3.00	2.63	5/16	1PLMD3508	BIBD3508MT	7
		10	Mountable Double-Sided Entry	11.32	3.00	2.63	5/16	1PLMD35010	BIBD35010MT	7
12	Mountable Double-Sided Entry	13.14	3.00	2.63	5/16	1PLMD35012	BIBD35012MT	7		
#6 - 500	380 A	2	In-Line Splice Reducer	5.00	1.62	2.62	3/8	1PBS500	BISR500	1
#4 - 600	420 A	2	Tap - Opposite Side Entry	2.72	3.00	2.75	3/8	1PL06002	BIT0600	2
		2	Tap - Same Side Entry	2.72	2.38	2.75	3/8	1PL6002	BIT600	3
		3	Single-Sided Entry	4.00	2.38	2.75	3/8	1PL6003	BIBS6003	4

4	Single-Sided Entry	5.28	2.38	2.75	3/8	1PL6004	BIBS6004	4
5	Single-Sided Entry	6.56	2.38	2.75	3/8	1PL6005	BIBS6005	4
6	Single-Sided Entry	7.84	2.38	2.75	3/8	1PL6006	BIBS6006	4
8	Single-Sided Entry	10.41	2.38	2.75	3/8	1PL6008	BIBS6008	4
10	Single-Sided Entry	12.97	2.38	2.75	3/8	1PL60010	BIBS60010	4
12	Single-Sided Entry	15.53	2.38	2.75	3/8	-	BIBS60012	4
14	Single-Sided Entry	18.09	2.38	2.75	3/8	-	BIBS60014	4
2	Double-Sided Entry	2.72	3.00	2.75	3/8	1PLD6002	BIBD6002	5
3	Double-Sided Entry	4.00	3.00	2.75	3/8	1PLD6003	BIBD6003	5
4	Double-Sided Entry	5.28	3.00	2.75	3/8	1PLD6004	BIBD6004	5
5	Double-Sided Entry	6.56	3.00	2.75	3/8	1PLD6005	BIBD6005	5
6	Double-Sided Entry	7.84	3.00	2.75	3/8	1PLD6006	BIBD6006	5
8	Double-Sided Entry	10.41	3.00	2.75	3/8	1PLD6008	BIBD6008	5
10	Double-Sided Entry	12.97	3.00	2.75	3/8	1PLD60010	BIBD60010	5
12	Double-Sided Entry	15.53	3.00	2.75	3/8	1PLD60012	BIBD60012	5
14	Double-Sided Entry	18.09	3.00	2.75	3/8	-	BIBD60014	5
4	Mountable Single-Sided Entry	5.53	2.25	2.88	3/8	1PLM6004	BIBS6004MT	6
6	Mountable Single-Sided Entry	7.40	2.25	2.88	3/8	1PLM6006	BIBS6006MT	6
8	Mountable Single-Sided Entry	9.28	2.25	2.88	3/8	1PLM6008	BIBS6008MT	6
10	Mountable Single-Sided Entry	11.16	2.25	2.88	3/8	1PLM60010	BIBS60010MT	6
12	Mountable Single-Sided Entry	13.03	2.25	2.88	3/8	1PLM60012	BIBS60012MT	6
4	Mountable Double-Sided Entry	5.53	3.00	2.88	3/8	1PLMD6004	BIBD6004MT	7
6	Mountable Double-Sided Entry	7.40	3.00	2.88	3/8	1PLMD6006	BIBD6006MT	7
8	Mountable Double-Sided Entry	9.28	3.00	2.88	3/8	1PLMD6008	BIBD6008MT	7
10	Mountable Double-Sided Entry	11.16	3.00	2.88	3/8	1PLMD60010	BIBD60010MT	7
12	Mountable Double-Sided Entry	13.03	3.00	2.88	3/8	1PLMD60012	BIBD60012MT	7
2	Tap - Opposite Side Entry	2.87	3.38	3.00	3/8	1PL07502 1	BIT0750'	2
2	Tap - Same Side Entry	2.87	2.70	3.00	3/8	1PL7502 1	BIT750'	3
3	Single-Sided Entry	4.00	2.70	3.00	3/8	1PL7503 1	BIBS7503'	4
4	Single-Sided Entry	5.38	2.70	3.00	3/8	1PL7504 1	BIBS7504'	4
6	Single-Sided Entry	8.13	2.70	3.00	3/8	1PL7506 1	BIBS7506'	4
8	Single-Sided Entry	10.88	2.70	3.00	3/8	1PL7508 1	BIBS7508'	4
10	Single-Sided Entry	13.63	2.70	3.00	3/8	-	BIBS75010'	4
12	Single-Sided Entry	16.38	2.70	3.00	3/8	-	BIBS75012'	4
14	Single-Sided Entry	19.13	2.70	3.00	3/8	-	BIBS75014'	4
2	Double-Sided Entry	2.87	3.38	3.00	3/8	1PLD7502 1	BIBD7502'	5
3	Double-Sided Entry	4.25	3.38	3.00	3/8	1PLD7503 1	BIBD7503'	5
4	Double-Sided Entry	5.63	3.38	3.00	3/8	1PLD7504 1	BIBD7504'	5
6	Double-Sided Entry	8.37	3.38	3.00	3/8	1PLD7506 1	BIBD7506'	5
8	Double-Sided Entry	11.13	3.38	3.00	3/8	1PLD7508 1	BIBD7508'	5
10	Double-Sided Entry	13.87	3.38	3.00	3/8	1PLD75010 1	BIBD75010'	5
12	Double-Sided Entry	16.63	3.38	3.00	3/8	1PLD75012 1	BIBD75012'	5
14	Double-Sided Entry	19.37	3.38	3.00	3/8	-	BIBD75014'	5

#2 - 750

475 A

Not UL Listed



www.burndy.com | 1-800-346-4175

Customer Service Department

7 Aviation Park Drive
Londonderry, NH 03053
1-800-346-4175
1-603-647-5299 (International)

Canada

1-800-361-6975 (Quebec)
1-800-387-6487 (All other provinces)

Mexico

011-52-722-265-4400

Brazil

011-55-11-5515-7225

Tool Service Center

Littleton Industrial Park
Littleton, NH 03561
1-800-426-8720



Connecting Power to Your World®

