



AIR HOSE TOOL BALANCERS

Operate and Assemble with Ease



'BA' SERIES AIR HOSE TOOL BALANCER

The 'BA' Series Air Hose Tool Balancer is designed for small pneumatic tools. Integrating the air hose and support cable together keeps the work area safe and clean. These durable tool balancers provide easy handling for operators and assemblers that work with tools for long, continuous hours. The balancer allows a tool to be positioned over the work station for comfortable operation and can be used with small air tools. The effortless handling of the balancer provides comfortable tool operation and increased production.

The inside diameter of hose is 8.5mm which supplies enough air to operate the suspended air tool/device. When the spring failure happens, the fall prevention device will operate and stop the suspended tool/device. Safety cable is also included.



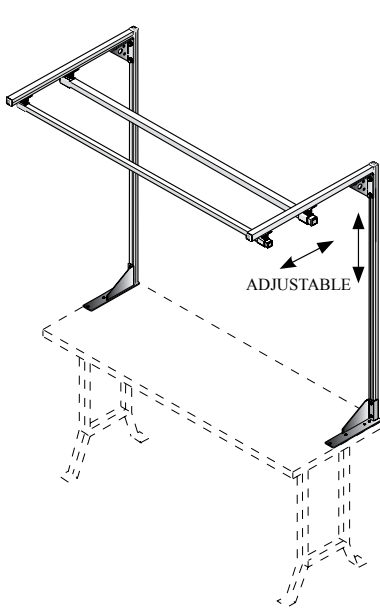


AIR HOSE TOOL BALANCERS

AIR HOSE TOOL BALANCER MODELS

MODEL	CAPACITY lbs (kg)	HOSE TRAVEL ft (m)	HOSE ID in (mm)	WEIGHT lbs (kg)
BA-15	1.1 - 3.3 (0.5 - 1.5)	4.3 (1.3)	.33 (8.5)	4.2 (1.9)
BA-25	3.3 - 5.5 (1.5 - 2.5)	4.3 (1.3)	.33 (8.5)	4.4 (2.0)
BA-35	5.5 - 7.7 (2.5 - 3.5)	4.3 (1.3)	.33 (8.5)	4.6 (2.1)
BA-50	7.7 - 11.0 (3.5 - 5.0)	4.3 (1.3)	.33 (8.5)	4.6 (2.1)
BA-65	11.0 - 14.3 (5.0 - 6.5)	4.3 (1.3)	.33 (8.5)	4.9 (2.2)

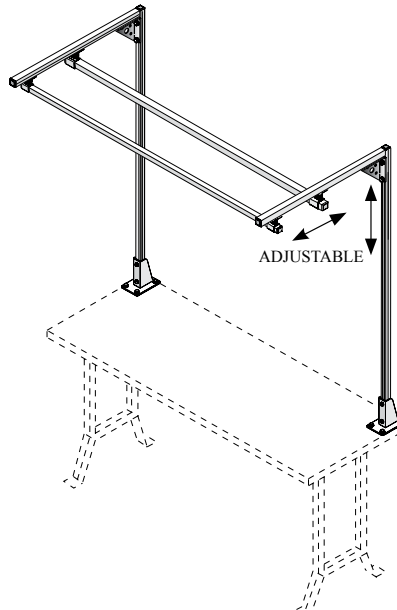
Need to support your Air Hose Tool Balancer? Our **Tool Rail Workstation Kits** are perfectly designed to hang balancers over work areas. See our full catalog for more information. www.hubbell-gleason.com/HWS/WS.pdf



STRAIGHT RAIL BENCH TOP KITS

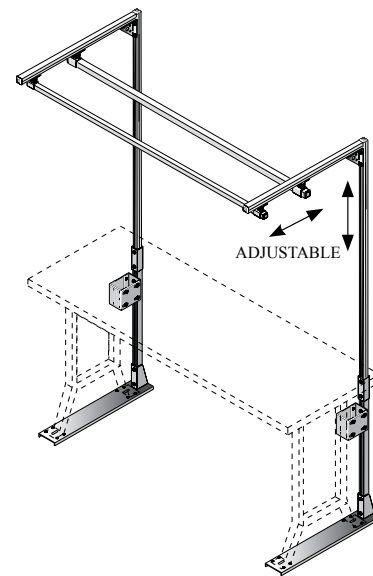
RAIL WIDTH ft. (m)	HEIGHT ABOVE BENCH	
	5 ft.(1.5m) (2)	6 ft.(1.8m) (2)
4.0 (1.2)	#WKB-030540	#WKB-030640
5.0 (1.5)	#WKB-030550	#WKB-030650
6.0 (1.8)	#WKB-030560	#WKB-030660

NOTE 2: Height of bench will determine Tool Rail height.



STRAIGHT RAIL BENCH TOP KITS

RAIL WIDTH ft. (m)	HEIGHT ABOVE BENCH	
	5 ft.(1.5m) (2)	6 ft.(1.8m) (2)
4.0 (1.2)	#WGB-030540	#WGB-030640
5.0 (1.5)	#WGB-030550	#WGB-030650
6.0 (1.8)	#WGB-030560	#WGB-030660



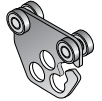
STRAIGHT RAIL BENCH LEG KITS

RAIL WIDTH ft. (m)	HEIGHT ABOVE BENCH	
	7 ft.(2.1m) (1)	7 ft.(2.1m) (1)
	30"(762) BASE	36"(914) BASE
4.0 (1.2)	#WKF-030740	#WKF-030746
5.0 (1.5)	#WKF-030750	#WKF-030756
6.0 (1.8)	#WKF-030760	#WKF-030766

NOTE 1: Nominal floor to top of vertical rail is 7'(2.1m). For 8'(2.4m) high models, change 7 in model number to 8, ie: WKF-030840

Optional For All
Tool Rail Kits

BALANCER TROLLEY
WS30-BTL for WS30 rail.
WS50-BTL for WS50 rail.
Order separately.



Hubbell Workplace Solutions
A Division of Gleason Reel Corp.

600 South Clark St.
Mayville, WI 53050
Phone: 920-387-4120
www.hubbell-gleason.com

