Hubbell Premise Wiring

Full Line CATALOG















HUBBELL

hubbell.com/hubbellpremisewiring/en/

INNOVATIVE new products

① Jack with COBRA-LOCK™ Termination
Fast, toolless COBRA-LOCK termination holds wires in constant compression, eliminating opens and minimizing downtime

② Category 6A Reduced Diameter Copper UTP Cable
Significantly smaller jacket allows for larger number of drops than traditional cable

Category 5e Limited Power 4PPoE Cable
Supports 4-pair PoE applications requiring up to 100W of power with limited temperature rise

③ HDBaseT 2.0 In-Wall HDMI Extender
High Definition 110 video extender with HDBaseT transmits up to Ultra HD 4K while additionally supporting repeating RS232, IR, and USB control signals

④ H3 Full Size Cabinets
Installation ready cabinets feature adjustable mounting rails that can support up to 3,000 pounds of equipment

⑤ RE-BOX® 3-Door Industrial Rear Access Cabinet
Innovative cabinet design offers unprecedented rear access to network equipment that slides out on 18-inch industrial strength rails

⑥ HFCD and HFCH Series Fiber Cables
Expanded full line of indoor, outdoor and indoor/outdoor fiber cables is available for any application









Hubbell Premise Wiring

We are committed to a tradition of excellence in delivering quality, innovation and long-term reliability. Hubbell offers a broad range of industry-leading products for every aspect of network connectivity and supportive infrastructure.

Our reputation as an industry leader is earned by developing high-performance cabling systems and ultra-reliable components. Hubbell's product offering is continually evolving to deliver advanced performance and installation efficiency. Our products are designed to exceed current standards to assure confidence in our customer's choice of Hubbell products.

④



⑤



⑥



Table of **CONTENTS**



END-TO-END SOLUTIONS

NEXTSPEED® Ascent Category 6A UTP System A4
NEXTSPEED® Ascent Category 6A Shielded System A5
NEXTSPEED® Category 6 UTP System A6
NEXTSPEED® Category 5e UTP System A7
Hubbell OptiChannel Fiber Solutions A8

COPPER

Work Area

NEXTSPEED® Ascent Jacks B3
Hubbell Xcelerator Jacks B5
Hubbell Xcelerator Accessories and Termination Tools B6
Hubbell iSTATION Wallplates B9
Hubbell iSTATION Secure-IT and Phone Wallplates B13
Hubbell iSTATION Furniture Wallplates and Adapters B14
Hubbell iSTATION Surface Mount Boxes B15
Hubbell iSTATION AMO and OFPPL Multimedia Boxes B16
Hubbell iSTATION International Wallplates and Modules B17
Modular Adapters B18

Cross Connect

NEXTSPEED® Ascent Category 6A Panels and Kits C3
NEXTSPEED® Category 6 Component Punch Down Panels C5
NEXTSPEED® Category 5e Component Punch Down Panels C6
Hubbell iSTATION Multimedia and Keystone Patch Panels C7
6-110 and 110 Connecting Block Systems C9
Rack Mount and Wall Mount Kits C11
Cross Connect Blocks C12

Assemblies

NEXTSPEED® Ascent Category 6A Patch Cords D3
NEXTSPEED® Ascent Cat 6A Shielded and SecureIT™ Patch Cords D4
NEXTSPEED® Category 6 Patch Cords D5
NEXTSPEED® Category 6 Shielded and SecureIT™ Patch Cords D6
NEXTSPEED® Category 5e Patch Cords D7
BIDnet Pre-Terminated Copper Trunk Assemblies D8

Cable

Copper Cable Overview E3
Category 6A Unshielded Solutions E4
Category 6 Unshielded Solutions E5
Category 5e Unshielded Solutions E7
Outside Plant Solutions E9
Shielded Solutions E10

AV

Digital AV Over UTP F4
Frames, Modules and AV Wallboxes F5
VGA Plug-n-Play, Modules and Cords F8
Pro-Audio D-Style Connections F9
Digital AV Connections F10
Video Connections F11
AV Connections F12
Audio Connections F13

FIBER

Connectivity

Pre-Polished Connectors G3
Fusion Splice Connectors G4
MPO Cassettes, Standard G5
FSP Adapter Panels, Standard G9
Keystone Adapter Snap Fittings G12
LC and SC Adapters G14
Specialty Adapters G15
Adhesive and Crimp Style Connectors G16
Termination Tools and Accessories G17
Advanced Fiber Cleaning Supplies G16

Assemblies

Fiber Patch Cords H3
Custom Fiber Trunk Assemblies H9
Fiber Pigtails, Single and Bundled H11
Specialty Pigtail Assemblies H12

Cable

Indoor Distribution Cable, Generic I3
Indoor/Outdoor Tight Buffer Cable, Generic I4
Reel Selection and Capacities I5
Indoor/Outdoor and Outdoor Loose Tube Cable I6
Outdoor Armored Cable and Armored Double Jacket Cable I7

Enclosures

FCR HD Rack Mount Enclosure System J3
FCR Rack Mount Enclosures J4
FTR Enclosures and OFPNL Panels J5
FPR Rack Mount Enclosures J6
FEUR Rack Mount Interconnect Shelves J7
Rack Mount Splice Enclosures J8
Wall Mount Enclosures J9
Hinged Wall Mount and Outside Plant Enclosures J10

METAL

Racks

Standard Relay Racks K3
Relay Racks and Server Frames K4
Deep Relay Racks K5
Relay Rack Accessories K6
iFRAME® Columns K7
iFRAME® Accessories K8
Swing Frames and Wall Mount Brackets K9
Tray and Wall Mount Brackets K10

Cable Management

M Series Cable Management L3
S Series Cable Management L5
SD Series Cable Management L8
Rail Mounted L9
Cable Fasteners L10



Table of CONTENTS

METAL

Ladder and Basket Tray

Ladder Tray M3
Ladder Tray Accessories M4
Wire Basket Tray, Round Cross-Wire M5
Wire Basket Tray, Flat Style Cross-Wire M6
Wire Basket Tray, Stainless Steel Round Cross-Wire M7
Wire Basket Tray, Under Floor Round Cross-Wire M8
Wire Basket Tray, Preformed Fittings M9
Wire Basket Tray, Supports M10
Wire Basket Tray, Covers and Inserts M11
Wire Basket Tray, Accessories M12

Wall Mount Enclosures

RE-BOX® Remote Equipment Cabinets, Commercial N3
QUADCAB® Wall Mount Cabinets, HEQ N4
QUADCAB® Wall Mount Cabinets, HLQ N5
QUADCAB® Wall Mount Cabinets, HSQ N6
RE-BOX® Remote Equipment Cabinets, Industrial N7
Wall Mount Cabinet Accessories N11
AV Ceiling Enclosures and Consolidation Point Enclosures N14
Zone Boxes N15
Security Boxes N16

Full Size Cabinets

H3 Series Cabinets O3
H4 Series Cabinets O5
Accessories O6

Grounding and Bonding

Busbar Kits P3
Bonding Conductor Kits P4
Compression Lugs P5
Busbars P6
Irreversible Connectors P7
Compression Taps P8
Clamps P9
Mechanical Connectors P10
Tools P11
Dies P12
Accessories P13
Accessories and Ladder & Basket Tray Kits P14

Power Distribution

Features and Benefits Q3
Horizontal Power Strips, 15 Amp Q4
Horizontal Power Strips, 20 Amp Q5
Vertical Power Strips, 15 Amp Q6
Vertical Power Strips, 20 Amp Q9
Jumpers Q10

DELIVERY

Hubbell SystemOne Recessed Floor Boxes R3
Furniture and Work Surface Connectivity Boxes R21
Large Capacity and Gangable AV Wall Boxes R23
Recessed AV In-Wall Enclosures and Ceiling Enclosures R24
Hubbell SystemOne Recessed Fire-Rated Poke-Throughs R25
JLOAD® Multimedia Outlet R46
Aluminum Service Poles R47

Raceway

Raceway Profiles, Quick Reference Guide S3
Metal Raceway S4
Aluminum Raceway S34
Non-Metallic Raceway S55
Pre-Wired Raceway Systems S66

WALLPLATES

Rear Loading Wallplates T3
Stainless Steel Wallplates T4
Modular Wallplates and Modules T5
Decorator and Molded-In Wallplates T7
Secure-IT Wallplates and Phone Wallplates T10
Multimedia Wall and Surface Mount Boxes T11
Furniture Wallplates and Adapters T12
Duplex and International Wallplates T13

HI-IMPACT

Copper Connectors U3
Patch Cords U4
Plates, Boxes and Covers U5
Surface Mount and DIN Rail Boxes U6
Weatherproof Covers U7
Equipment Cabinets U8

netSELECT® SOLUTIONS

In-Wall and In-Ceiling AV Delivery V3
Network Enclosures V5
Network and AV Modules V7
Connectivity V10
NSC Patch Cords V11
Wallplates V12
Telephone Jacks V16

TECHNICAL INFORMATION

Online Technical Resources W3
Structured Cabling Standards Evolution W4
ANSI/TIA-568.2: Balanced Twisted Pair (Field Testing) W5
Installation Recommendations W6
Standard UTP Wiring Conventions W7
Fiber Standards and Technical Guidelines W10
Application Guides W11

END-TO-END Solutions

Hubbell solutions offer a fully integrated system of copper and fiber network cabling and components that are designed to exceed all applicable standards for performance and reliability. Hubbell cabling infrastructure offers the option of a complete end-to-end system utilizing Hubbell connectivity and cable or an open architecture solution utilizing Hubbell connectivity and cable from any of our qualified cable partners. Either option delivers all the benefits that component-level performance can offer to end users, designers and specifiers.

Hubbell cabling systems provide the confidence of third party component performance verification, along with a full 25-Year MISSION CRITICAL® System Warranty. Future performance, including 100W PoE capability, is also engineered into Hubbell UTP cabling systems to assure long term operation with emerging applications.











Index

NEXTSPEED® Ascent Category 6A UTP System A4
NEXTSPEED® Ascent Category 6A Shielded System A5
NEXTSPEED® Category 6 UTP System A6
NEXTSPEED® Category 5e UTP System A7
Hubbell OptiChannel Fiber Solutions A8

Color Chart:

Black, Brown, Gray, Ivory, Orange, Purple, White
Blue, Gold, Green, Light Almond/ Office White*, Pink, Red, Yellow

Note: Light Almond is the same color as Office White

The Hubbell Integrated System Advantage

Over the past decade, Ethernet data rates have escalated to support transmission of increasing volumes of data with larger file sizes associated with cloud computing, virtualization, streaming video and other digital media content. The increase in data rates impacts how networks and cabling infrastructure are designed and installed.

Supporting today's bandwidth intensive applications has resulted in a shift to 10GBASE-T deployments. As a result, 10GBASE-T is expanding in the enterprise and the data center. Hubbell's extensive line of both copper and fiber systems support 10GbE and other emerging technologies.



Hubbell is a Solution Developer Partner within the Cisco Developer Network Program


①


②


③


④


⑤

NEXTSPEED® Ascent Category 6A UTP solution is a tuned system of structured cabling components designed and balanced to work together to support bandwidth beyond 625MHz. NEXTSPEED® Ascent provides the highest level of reliability with a zero bit error rate of 10^{-13}.

NEXTSPEED® Ascent Category 6A Jacks with COBRA-LOCK™ Termination

Color		Single Pack	24-Pack
Black	①	**HJU6ABK**	**HJU6ABK24**
Blue		**HJU6AB**	**HJU6AB24**
Brown		**HJU6ABN**	**HJU6ABN24**
Gold		**HJU6AGL**	**HJU6AGL24**
Gray		**HJU6AGY**	**HJU6AGY24**
Green		**HJU6AGN**	**HJU6AGN24**
Ivory		**HJU6AEI**	**HJU6AEI24**

Color	Single Pack	24-Pack
Office White	**HJU6AOW**	**HJU6AOW24**
Orange	**HJU6AOR**	**HJU6AOR24**
Pink	**HJU6APK**	**HJU6APK24**
Purple	**HJU6AP**	**HJU6AP24**
Red	**HJU6AR**	**HJU6AR24**
White	**HJU6AW**	**HJU6AW24**
Yellow	**HJU6AY**	**HJU6AY24**

NEXTSPEED® Ascent Category 6A Panel Kits

19-inch

Format	Color		24-Port Catalog No.	48-Port Catalog No.
Standard	Black	②	**HPJ6A24**	**HPJ6A48**
Angled	Black		**HPJ6A24A***	**HPJ6A48A***

**Angled panels protrude 4.46" from the plane of the rack. One extra inch of space is recommended between the door and panel angle.*
Note: See page C8 for unloaded panel options.

NEXTSPEED® Ascent Category 6A Cable

Color		Plenum Spool	Riser Spool
Blue	③	**C6ASPDSB**	**C6ASRDSB**
Gray		**C6ASPDSGY**	**C6ASRDSGY**
White		**C6ASPDSW**	**C6ASRDSW**
Yellow		**C6ASPDSY**	**C6ASRDSY**

Note: All category rated cable is packaged in 1000ft quantities. Made-to-order colors available.
See Section E for additional cable requirements.

NEXTSPEED® Ascent Category 6A Patch Cords

Color		Catalog No.	Color	Catalog No.
Black		**HC6ABKyy**	Purple	**HC6APyy**
Blue	④	**HC6AByy**	Pink	**HC6APKyy**
Gray		**HC6AGYyy**	Red	**HC6ARyy**
Green		**HC6AGNyy**	White	**HC6AWyy**
Orange		**HC6AORyy**	Yellow	**HC6AYyy**

***yy** = Standard Length: **01** (1'), **03** (3'), **05** (5'), **07** (7'), **10** (10'), **15** (15'), **20** (20'). Made-to-order lengths are available from 25ft to 100ft in 5ft increments.*

NEXTSPEED® Ascent 6A Low Diameter Patch Cords

Color		Catalog No.	Color	Catalog No.
Black		**HCL6ABKyy**	Purple	**HCL6APyy**
Blue	⑤	**HCL6AByy**	Pink	**HCL6APKyy**
Gray		**HCL6AGYyy**	Red	**HCL6ARyy**
Green		**HCL6AGNyy**	White	**HCL6AWyy**
Orange		**HCL6AORyy**	Yellow	**HCL6AYyy**

***yy** = Standard Length: **01** (1'), **03** (3'), **05** (5'), **07** (7'), **10** (10'), **15** (15'), **20** (20'). Made-to-order lengths are available from 25ft to 100ft in 5ft increments.*

NEXTSPEED® Ascent Category 6A Pre-Terminated Trunk Cable Assemblies

BIDnet Pre-Terminated Copper Trunk Assemblies are the ideal solutions for data centers, open office and other applications where accuracy, reliability and performance are critical factors.

- Simplifies installation time by 75%
- Reduces initial installation cost by 30%
- 100% factory tested and assembled
- Mission Critical® 25-year warranty

Note: Contact your local distributor or Hubbell Customer Service for additional information on BIDnet Pre-Terminated Trunk Assemblies.

Note: Light Almond is the same color as Office White. See color chart on page A2.







① ② ③ ④ ⑤

NEXTSPEED® Ascent Shielded Category 6A FTP is a tuned system of structured cabling components designed and balanced to work together delivering headroom beyond 500MHz. Ascent Shielded systems provide the highest level of reliability with additional protection against AXT and other external noise sources.

NEXTSPEED® Ascent Category 6A Shielded Jacks COBRA-LOCK™ Termination

Color		Single Pack	24-Pack
Black	①	**HJS6ABK**	**HJS6ABK24**
Blue		**HJS6AB**	**HJS6AB24**
Brown		**HJS6ABN**	**HJS6ABN24**
Gold		**HJS6AGL**	**HJS6AGL24**
Gray		**HJS6AGY**	**HJS6AGY24**
Green		**HJS6AGN**	**HJS6AGN24**
Ivory		**HJS6AEI**	**HJS6AEI24**
Office White		**HJS6AOW**	**HJS6AOW24**
Orange		**HJS6AOR**	**HJS6AOR24**
Pink		**HJS6APK**	**HJS6APK24**
Purple		**HJS6AP**	**HJS6AP24**
Red		**HJS6AR**	**HJS6AR24**
White		**HJS6AW**	**HJS6AW24**
Yellow		**HJS6AY**	**HJS6AY24**

NEXTSPEED® Shielded Panel Kits, Unloaded

19-inch

Format	Color		24-Port Catalog No.	48-Port Catalog No.
Standard	Black	②	**HPJS24**	**HPJS48**
Angled	Black		**HPJS24A**	**HPJS48A**

Note: Shielded jacks sold separately

NEXTSPEED® COBRA-LOCK™ Field Termination Plug

		Catalog No.
Category 6A	③	**SP6A**

NEXTSPEED® Ascent Shielded Category 6A Patch Cords

Color		Catalog No.	Color	Catalog No.
Black		**PC6ABKyy**	Purple	**PC6APyy**
Blue		**PC6AByy**	Red	**PC6ARyy**
Green		**PC6AGNyy**	White	**PC6AWyy**
Gray	④	**PC6AGYyy**	Yellow	**PC6AYyy**
Orange		**PC6AORyy**		

yy *= Standard Length:* ***01*** *(1'),* ***03*** *(3'),* ***05*** *(5'),* ***07*** *(7'),* ***10*** *(10'),* ***15*** *(15'),* ***25*** *(25'). Made-to-order lengths are available from 30ft to 75ft in 5ft increments. See color chart on page A2.*

NEXTSPEED® Ascent 10GbE, FTP Cable, 4-Pair

Color		Plenum Spool	Riser Spool
Blue		**C6AFTPSPB**	**C6AFTPSRB**
Gray	⑤	**C6AFTPSPGY**	**C6AFTPSRGY**
White		**C6AFTPSPW**	**C6AFTPSRW**
Yellow		**C6AFTPSPY**	**C6AFTPSRY**

Note: All category rated cable is packaged in 1000 foot quantities. Made-to-order colors available.

NEXTSPEED® Ascent Shielded Category 6A Trunk Cable Assemblies

BIDnet Pre-Terminated Copper Trunk Assemblies improve air flow in the data center, decrease installation time and supply superior performance.

- Simplifies installation time by 75%
- Reduces initial installation cost by 30%
- 100% factory tested and assembled
- Mission Critical® 25-year warranty

Note: Contact your local distributor or Hubbell Customer Service for additional information on BIDnet Pre-Terminated Copper Trunk Assemblies.







① ② ③ ④ ⑤

The NEXTSPEED® Category 6 UTP system is designed to deliver headroom beyond 500MHz for dependable Multigigabit Ethernet applications. NEXTSPEED's extended bandwidth provides reliability with zero bit error rate performance for today's high speed digital communications.

NEXTSPEED® Category 6 Jacks

Color		Single Pack	24-Pack
Black	①	**HXJ6BK**	**HXJ6BK24**
Blue		**HXJ6B**	**HXJ6B24**
Gold		**–**	**HXJ6GL24**
Gray		**HXJ6GY**	**HXJ6GY24**
Green		**HXJ6GN**	**HXJ6GN24**
Ivory		**HXJ6EI**	**HXJ6EI24**
Office White		**HXJ6OW**	**HXJ6OW24**
Orange		**HXJ6OR**	**HXJ6OR24**
Pink		**–**	**HXJ6PK24**
Purple		**–**	**HXJ6P24**
Red		**HXJ6R**	**HXJ6R24**
White		**HXJ6W**	**HXJ6W24**
Yellow		**HXJ6Y**	**HXJ6Y24**

Note: Light Almond is the same color as Office White. See color chart on page A2.

NEXTSPEED® Category 6 Patch Panels, 19"

Format	Color	24-Port Catalog No.		48-Port Catalog No.
Standard	Black	**HP624**		**HP648**
Standard	White	**HP624W**		**HP648W**
Angled	Black	**HP624A***	②	**HP648A***

**Angled panels protrude 4.46" from the plane of the rack. One extra inch of space is recommended between the door and panel angle.*

Note: See page C5 for additional sizes.

NEXTSPEED® Category 6 Patch Cords

		Catalog No.
Standard patch cord	③	**HC6xxyy**
Low diameter patch cord		**HCL6xxyy**

***xx** = Color: **BK** (Black), **B** (Blue), **GN** (Green), **GY** (Gray), **OR** (Orange), **P** (Purple), **R** (Red), **W** (White), and **Y** (Yellow); see color chart on page A2*

***yy** = Standard Length: **01** (1'), **03** (3'), **05** (5'), **07** (7'), **10** (10'), **15** (15'), **20** (20'), **25** (25');*
Made-to-order lengths are available from 30 to 100ft in 5ft increments.

NEXTSPEED® Category 6 UTP Cable, 4-Pair

Color		REELEX® Plenum Box	REELEX® Riser Box
Blue		**C6RPB**	**C6RRB**
Gray		**C6RPGY**	**C6RRGY**
White		**C6RPW**	**C6RRW**
Yellow	④	**C6RPY**	**C6RRY**

Note: All category rated cable is packaged in 1000 foot quantities. Made-to-order colors available. See Section E for additional cable requirements. REELEX is licensed and patented by Windings Inc.

NEXTSPEED® Category 6 Field Termination Kits

Pairs	Legs	Connecting Blocks		Catalog No.
64-pair	With	16	⑤	**6110FTK64WL**
64-pair	Without	16		**6110FTK64NL**
192-pair	With	64		**6110FTK192WL**

Note: See page C9 for full connecting block system.

NEXTSPEED® Category 6 Trunk Cable Assemblies

BIDnet assemblies provide simplicity for permanent links between switches, servers, patch panels, MUTOAs and zone distribution areas enabling easy moves, adds and changes to the infrastructure.

- Simplifies installation time by 75%
- Reduces initial installation cost by 30%
- 100% factory tested and assembled
- Mission Critical® 25-year warranty

Note: Contact your local distributor or Hubbell Customer Service for additional information on BIDnet Pre-Terminated Copper Trunk Assemblies.







① ② ③ ④ ⑤

NEXTSPEED® Category 5e is a designed to support reliable Gigabit Ethernet performance. The NEXTSPEED system is available in a variety of colors, lengths and configurations for multiple applications.

NEXTSPEED® Category 5e Jacks

Color		Single Pack	24-Pack
Black	①	**HXJ5EBK**	**HXJ5EBK24**
Blue		**HXJ5EB**	**HXJ5EB24**
Gold		**–**	**HXJ5EGL24**
Gray		**HXJ5EGY**	**HXJ5EGY24**
Green		**HXJ5EGN**	**HXJ5EGN24**

Color	Single Pack	24-Pack
Office White	**HXJ5EOW**	**HXJ5EOW24**
Purple	**–**	**HXJ5EP24**
Red	**HXJ5ER**	**HXJ5ER24**
White	**HXJ5EW**	**HXJ5EW24**
Yellow	**HXJ5EY**	**HXJ5EY24**

Note: Light Almond is the same color as Office White. See color chart on page A2.

NEXTSPEED® Category 5e Patch Panels, 19"

Format	Color		24-Port Catalog No.	48-Port Catalog No.
Standard	Black		**HP5E24**	**HP5E48**
Standard	White		**HP5E24W**	**HP5E48W**
Angled	Black		**HP5E24A***	② **HP5E48A***

**Angled panels protrude 4.46" from the plane of the rack. One extra inch of space is recommended between the door and panel angle.*

Note: See page C6 for additional sizes.

NEXTSPEED® Category 5e Patch Cords

Color	Catalog No.	Color	Catalog No.
Black	**HC5EBKyy**	Purple	**HC5EPyy**
Blue ③	**HC5EByy**	Pink	**HC5EPyy**
Green	**HC5EGYyy**	Red	**HC5ERyy**
Gray	**HC5EGNyy**	White	**HC5EWyy**
Orange	**HC5EORyy**	Yellow	**HC5EYyy**

yy *= Standard Length:* ***01*** *(1'),* ***03*** *(3'),* ***05*** *(5'),* ***07*** *(7'),* ***10*** *(10'),* ***15*** *(15'),* ***20*** *(20'),* ***25*** *(25'). Made-to-order lengths are available from 30ft to 100ft in 5ft increments. See color chart on page A2.*

NEXTSPEED® Category 5e UTP Cable, 4-Pair

Color		REELEX® Plenum Box	REELEX® Riser Box
Blue		**C5EPRPB**	**C5EPRRB**
Gray		**C5EPRPGY**	**C5EPRRGY**
White		**C5EPRPW**	**C5EPRRW**
Yellow	④	**C5EPRPY**	**C5EPRRY**

Note: All category rated cable is packaged in 1000 foot quantities. Made-to-order colors available. See Section E for additional cable requirements. REELEX is licensed and patented by Windings Inc.

NEXTSPEED® Category 5e Field Termination Kits

Pairs with 4-pair blocks	Catalog No.
50-pair	**110BLK50FTK4**
100-pair	**110BLK100FTK4**
300-pair	**110BLK300FTK4**

Note: See page C10 for more information on 4- and 5-pair Category 5e 110 blocks.

NEXTSPEED® Category 5e Trunk Cable Assemblies

BIDnet offers a "Green" approach to cabling by providing the exact lengths and number of connections, eliminating unwanted cable waste.

- Simplifies installation time by 75%
- Reduces initial installation cost by 30%
- 100% factory tested and assembled
- Mission Critical® 25-year warranty

Note: Contact your local distributor or Hubbell's Customer Service for additional information on BIDnet Pre-Terminated Copper Trunk Assemblies.








① ② ③ ④ ⑤ ⑥ ⑦

The Hubbell OptiChannel system is a comprehensive, end-to-end fiber solution that supports high bandwidth data center applications including 10/40/100 Gigabit Ethernet. The OptiChannel high density modular design promotes efficiency, flexibility and maximum space utilization without compromising accessibility.

PROclick® Connectors

OM4/OM3 and OS2

Description		Catalog No.
LC 12-pack, OM3/OM4	①	**FCLC900K50GM12**
SC 12-pack, OM3/OM4	②	**FCSC900K50GM12**
LC 100-pack, OM3/OM4		**FCLC900K50GM100**
LC 12-pack, OS2		**FCLC900KSM12**
SC 12-pack, OS2		**FCSC900KSM12**

Standard LC-MPO Cassettes

OM4

Description	Ports		Catalog No.
LC duplex	12		**OCLC50G4**
LC duplex	24		**OCLCD50G4**
LC quad	24	③	**OCLCQ50G4**
LC duplex, violet	12		**OCLC50G4VI**
LC duplex, violet	24		**OLCD50G4VI**
LC quad, violet	24		**OCLCQ50G4VI**

Note: Standard LC-MPO cassettes are not compatible with HD enclosures. Singlemode and Type 'C' polarity versions also available.

High Density LC-MPO Cassettes

Description		Catalog No.
12-port, OM4, violet	④	**OCLCHD50G4VI**
12-port, OM4, aqua		**OCLCHD50G4**
12-port, OS2		**OCLCHDSM**

MPO Fiber Trunk Assemblies

BIDnet pre-terminated fiber trunk assemblies are custom made to order in any customer-specified configuration.

- Fast, efficient deployment
- 100% factory tested and assembled
- Applications supported: 10/25/50/100/200 Gb/s
- Mission Critical® 25-year warranty

MPO to MPO, OM3/OM4/OS2, Plenum

Options	Polarity	MPO Gender
12-fiber	A, B or C	M or F
24-fiber	A, B or C	M or F
48- to 144-fiber	A, B or C	M or F

Note: Contact your local distributor or Hubbell customer service for additional information on BIDnet Pre-Terminated Fiber Trunk Assemblies. See page H9 for fiber BIDnet assemblies.

High Density Patch Cords

OM4 duplex single jacket

Description		Catalog No.
LC to LC	⑤	**HDPCLC50G4Myy**
LC to LC, polarity reversing		**HDPCLCRPG4Myy**
LC to LC, push rod style		**HDPCLCPRPG4Myy**

yy *= Standard Length:* ***1****,* ***2****,* ***3****,* ***4****,* ***5****,* ***6****,* ***8*** *or* ***10*** *meters*

High Density Enclosures

144-port, 1U, 19" (483)

Color		Catalog No.
Black	⑥	**FCRHD1UBK**

Standard Enclosures

Accept all standard cassettes

RUs	Catalog No.	RUs	Catalog No.
1	**FCR1U3SP**	3	**FCR3U12SP**
2	**FCR2U6SP**	4	**FCR4U15SP**

Cable

Description		Catalog No.
Indoor, tight buffer	⑦	**HFCD1** Series
Indoor, tight buffer, armored		**HFCD15** Series
Indoor/outdoor, tight buffer		**HFCD14** Series
Indoor/outdoor, tight buffer, armored		**HFCD19** Series
Outdoor, loose tube		**HFCH3** Series
Indoor/outdoor, loose tube		**HFCH2** Series

Note: See Section I for more information.

Standard Patch Cords

OM4 duplex zipcord jacket, plenum

Description	Catalog No.
LC to LC	**DFPCLCLCFyMM**
LC to LC, violet	**DFPCLCLCFyMVI**
LC to SC	**DFPCLCSCFyMM**
MSFP to LC	**MSFPLC50G4Myy**

y *= Standard Length:* ***1****,* ***2****,* ***3****,* ***4****,* ***5****,* ***6****,* ***8*** *or* ***10*** *meters*
yy *= Standard Length:* ***1*** *to* ***25*** *meters*



COPPER

Work Area

Hubbell's work area solutions and modular connectivity have many innovative features that integrate into a wide range of Hubbell products—floor boxes, patch panels, conference table boxes, fire-rated poke-throughs and wallplates.











Index

NEXTSPEED® Ascent Category 6A Jacks B3
NEXTSPEED® Ascent Category 6A and 6 Shielded Jacks B4
Hubbell Xcelerator Category 6, Category 5e and USOC Jacks..... B5
NEXTSPEED Field Termination Plugs and Xcelerator Jack Accessories..... B6
Hubbell iSTATION Rear Loading Wallplates..... B7
Hubbell iSTATION Stainless Steel Wallplates..... B8
Hubbell iSTATION Decorator Wallplates B9
Hubbell iSTATION Duplex Wallplates..... B10
Hubbell iSTATION Secure-IT and Phone Wallplates..... B11
Hubbell iSTATION Furniture Wallplates and Adapters..... B12
Hubbell iSTATION Surface Mount Boxes..... B13
Hubbell iSTATION AMO and OFPPL Multimedia Boxes..... B14
Hubbell iSTATION International Wallplates and Modules..... B15
Modular Adapters B16

Color Chart:

Black, Brown, Gray, Ivory, Orange, Purple, White
Blue, Gold, Green, Light Almond/ Office White*, Pink, Red, Yellow

Note: Light Almond is the same color as Office White



Specifications

- Exceeds TIA 568.2-D and ISO/IEC 11801 component requirements
- Short links (less than 10M) supported
- Enhanced common mode design eliminates residual and reflected NEXT and ANEXT
- Designed and tested for 1.5A of continuous current per pair

Standards

- TIA-568-C.2 Category 6A component
- IEC 60603-7-41 Category 6A component
- Qualified to 150% of IEEE 802.3bt current level
- IEEE 802.3an 10GBASE-T
- UL Plenum rated

Performance

ETL Quarterly Test Program assures Category 6A component compliance.



Quick Lace Wire Manager

Wire manager securely retains wires for either A or B wiring and is keyed to ensure correct polarity to jack body.



COBRA-LOCK™ Termination

Jack body terminates all wires at once and actively retains termination integrity.



Easily Re-Terminate

Release COBRA-LOCK™ with a small screwdriver and reuse wire manager up to 25 times.

NEXTSPEED® Ascent Category 6A Jacks with COBRA-LOCK™ Termination

Color	Single Pack	24-Pack
Black	**HJU6ABK**	**HJU6ABK24**
Blue	**HJU6AB**	**HJU6AB24**
Brown	**HJU6ABN**	**HJU6ABN24**
Gold	**HJU6AGL**	**HJU6AGL24**
Gray	**HJU6AGY**	**HJU6AGY24**
Green	**HJU6AGN**	**HJU6AGN24**
Ivory	**HJU6AEI**	**HJU6AEI24**
Office White	**HJU6AOW**	**HJU6AOW24**
Orange	**HJU6AOR**	**HJU6AOR24**
Pink	**HJU6APK**	**HJU6APK24**
Purple	**HJU6AP**	**HJU6AP24**
Red	**HJU6AR**	**HJU6AR24**
White	**HJU6AW**	**HJU6AW24**
Yellow	**HJU6AY**	**HJU6AY24**

See color chart on page B2



Specifications

- Zinc die-cast construction provides enhanced protection
- Third party verified
- 100% factory tested

Standards

- TIA-568-C.2 Category 6A component
- IEC 60603-7-51 Category 6A component
- Qualified to 150% of IEEE 802.3bt current level
- IEEE 802.3an 10GBASE-T

Performance

10GbE channel tested, providing 10dB of headroom at 417MHz delivers true 19GbE application assurance.



Wire Manager

Wire manager in place of termination cap.



Die-Cast Housing

Jack housing made from die cast zinc and hinges open to accept termination cap.



COBRA-LOCK™ Termination

Jack housing easily closes by hand to terminate all four pairs at once and locks to provide superior strain relief.

NEXTSPEED® Ascent Category 6A Shielded Jacks with COBRA-LOCK™ Termination

Color	Single Pack	24-Pack
Black	**HJS6ABK**	**HJS6ABK24**
Blue	**HJS6AB**	**HJS6AB24**
Brown	**HJS6ABN**	**HJS6ABN24**
Gold	**HJS6AGL**	**HJS6AGL24**
Gray	**HJS6AGY**	**HJS6AGY24**
Green	**HJS6AGN**	**HJS6AGN24**
Ivory	**HJS6AEI**	**HJS6AEI24**
Office White	**HJS6AOW**	**HJS6AOW24**
Orange	**HJS6AOR**	**HJS6AOR24**
Pink	**HJS6APK**	**HJS6APK24**
Purple	**HJS6AP**	**HJS6AP24**
Red	**HJS6AR**	**HJS6AR24**
White	**HJS6AW**	**HJS6AW24**
Yellow	**HJS6AY**	**HJS6AY24**

NEXTSPEED® Ascent Category 6 Shielded Jacks with COBRA-LOCK™ Termination

Color	Single Pack	24-Pack
Black	**HJS6BK**	**HJS6BK24**
Blue	**HJS6B**	**HJS6B24**
Brown	**HJS6BN**	**HJS6BN24**
Gold	**HJS6GL**	**HJS6GL24**
Gray	**HJS6GY**	**HJS6GY24**
Green	**HJS6GN**	**HJS6GN24**
Ivory	**HJS6EI**	**HJS6EI24**
Office White	**HJS6OW**	**HJS6OW24**
Orange	**HJS6OR**	**HJS6OR24**
Pink	**HJS6PK**	**HJS6PK24**
Purple	**HJS6P**	**HJS6P24**
Red	**HJS6R**	**HJS6R24**
White	**HJS6W**	**HJS6W24**
Yellow	**HJS6Y**	**HJS6Y24**

Note: Replacement faces available (SJFxx); contact Customer Service



Performance
Front to back contact structure provides enhanced NEXT performance and optimum balance.



Labor Savings
Exclusive 1-Punch Tool terminates within seconds.



Universal Wiring
Two distinct labels eliminate wiring confusion, T568B or T568A.



IDC Lacing
IDC towers have a blade feature to assist pair splitting during termination.

Specifications
- Mating cycles: 2500
- Manufacturing: 100% factory tested

Standards
- TIA-568-C.2 Category 6 component
- IEC 60603-7-4 Category 6 component
- Qualified to 150% of IEEE 802.3bt current level
- IEEE 802.3an 10GBASE-T
- UL Plenum rated

NEXTSPEED® Ascent Category 6 Jacks



Color	Single Pack	24-Pack
Black	**HXJ6BK**	**HXJ6BK24**
Blue	**HXJ6B**	**HXJ6B24**
Gold	**–**	**HXJ6GL24**
Gray	**HXJ6GY**	**HXJ6GY24**
Green	**HXJ6GN**	**HXJ6GN24**
Ivory	**HXJ6EI**	**HXJ6EI24**
Office White	**HXJ6OW**	**HXJ6OW24**
Orange	**HXJ6OR**	**HXJ6OR24**
Purple	**–**	**HXJ6P24**
Red	**HXJ6R**	**HXJ6R24**
White	**HXJ6W**	**HXJ6W24**
Yellow	**HXJ6Y**	**HXJ6Y24**

NEXTSPEED® Category 5e Jacks



Single Pack	24-Pack
HXJ5EBK	**HXJ5EBK24**
HXJ5EB	**HXJ5EB24**
–	**HXJ5EGL24**
HXJ5EGY	**HXJ5EGY24**
HXJ5EGN	**HXJ5EGN24**
HXJ5EEI	**HXJ5EEI24**
HXJ5EOW	**HXJ5EOW24**
HXJ5EOR	**HXJ5EOR24**
–	**HXJ5EP24**
HXJ5ER	**HXJ5ER24**
HXJ5EW	**HXJ5EW24**
HXJ5EY	**HXJ5EY24**

USOC Jacks, RJ-24



Single Pack
HXJUBK
HXJUB
–
HXJUGY
HXJUGN
HXJUEI
HXJUOW
HXJUOR
–
HXJUR
HXJUW
HXJUY

See color chart on page B2



Specifications

- Cable supported:
  F/FTP, S/FTP, F/UTP and UTP
  Cable jacket O.D. 0.236–0.315" (6–8mm)
- Conductor:
  Solid: 22–26AWG
- Performance:
  ANSI/TIA-568-C.2 Category 6A and Category 6 channel
- Full 802.3bt (4PPoE) support, Type 3 and 4
- UL Plenum rated

NEXTSPEED® COBRA-LOCK™ Field Termination Plugs

Description	Catalog No.
Category 6A	**SP6A**
Category 6	**SP6**



Jack Dust Covers, XJ and HJ Series

Description	Catalog No.
Polypropylene, clear, 25-pack	**HXJDC25**

Note: Mounts within the icon slots located above the RJ45 opening. Cannot be used with SJ shielded jack series.



Secure-IT RJ-45 Port Blocker

Physically lock out access to individual RJ-45 ports with the Secure-IT Port Blocker. Compatible with any RJ-45 port, the blocker inserts easily and requires the supplied tool to remove.

Description	Catalog No.
Locking RJ-45 port blocker	**RJ45PB50**

Note: Fits any RJ-45 port



Secure-IT Plug Lock Kit

Components for Secure-IT plugs used on BIDNet plugs and Secure-IT patch cords

Description	Catalog No.
Plug lock kit	**BCSPKT12**

Note: Includes both tamper resistant and locking components with one removal tool.



Jack Icons, XJ and HJ Series

100-pack, snaps onto jack nose





Color	Blank Catalog No.	Computer Catalog No.	Telephone Catalog No.
Black	**IBK100**	**IBK100C**	**IBK100T**
Blue	**IB100**	**IB100C**	**IB100T**
Brown	**IBN100**	**IBN100C**	**IBN100T**
Gray	**IGY100**	**IGY100C**	**IGY100T**
Green	**IGN100**	**IGN100C**	**IGN100T**
Ivory	**IEI100**	**IEI100C**	**IEI100T**
Orange	**IOR100**	**IOR100C**	**IOR100T**
Purple	**IP100**	**IP100C**	**IP100T**
Red	**IR100**	**IR100C**	**IR100T**
White	**IW100**	**IW100C**	**IW100T**
Yellow	**IY100**	**IY100C**	**IY100T**

Note: Cannot be used with SJ shielded jack series; custom icon numbering and labeling available; contact Customer Service for details

See color chart on page B2



Specifications

- Fits all Hubbell keystone connections (AV, data and fiber)
- Available in single and double gang
- All IFP plates are supplied with paper labels, clear screw covers and color matched screw covers
- Secure; must remove plate to access connectivity

IFP Wallplates with Label Fields

	Single Gang					Double Gang		
Color	1-Port	2-Port	3-Port	4-Port	6-Port	6-Port	9-Port	12-Port
Black	**IFP11BK**	**IFP12BK**	**IFP13BK**	**IFP14BK**	**IFP16BK**	**IFP26BK**	**IFP29BK**	**IFP212BK**
Gray	**IFP11GY**	**IFP12GY**	**IFP13GY**	**IFP14GY**	**IFP16GY**	**IFP26GY**	**IFP29GY**	**IFP212GY**
Ivory	**IFP11EI**	**IFP12EI**	**IFP13EI**	**IFP14EI**	**IFP16EI**	**IFP26EI**	**IFP29EI**	**IFP212EI**
Office White	**IFP11OW**	**IFP12OW**	**IFP13OW**	**IFP14OW**	**IFP16OW**	**IFP26OW**	**IFP29OW**	**IFP212OW**
White	**IFP11W**	**IFP12W**	**IFP13W**	**IFP14W**	**IFP16W**	**IFP26W**	**IFP29W**	**IFP212W**

NS Wallplates without Label Fields

	Single Gang					Double Gang	
Color	1-Port	2-Port	3-Port	4-Port	6-Port	4-Port	6-Port
Black	**NSP11BK**	**NSP12BK**	**NSP13BK**	**NSP14BK**	**NSP16BK**	**NSP24BK**	**NSP26BK**
Gray	**NSP11GY**	**NSP12GY**	**NSP13GY**	**NSP14GY**	**NSP16GY**	**NSP24GY**	**NSP26GY**
Ivory	**NSP11I**	**NSP12I**	**NSP13I**	**NSP14I**	**NSP16I**	**NSP24I**	**NSP26I**
Light Almond	**NSP11LA**	**NSP12LA**	**NSP13LA**	**NSP14LA**	**NSP16LA**	**NSP24LA**	**NSP26LA**
White	**NSP11W**	**NSP12W**	**NSP13W**	**NSP14W**	**NSP16W**	**NSP24W**	**NSP26W**

Angled Wallplates

	Single Gang
Color	4-Port
Black	–
Gray	**AFP14G**
Ivory	**AFP14E**
Light Almond	**AFP14**
White	**AFP14W**



Pass-Through Wallplates

	1-Gang	2-Gang
Ivory	**NSAV1I**	**NSAV2I**
White	**NSAV1W**	**NSAV2W**



Blank Wallplates

	Standard				Midsize	
Color	1-Gang	2-Gang	3-Gang	4-Gang	1-Gang	2-Gang
Black	**NP13BK**	**NP23BK**	**NP33BK**	**NP43BK**	**NPJ13BK**	**NPJ23BK**
Gray	**NP13GY**	**NP23GY**	**NP33GY**	**NP43GY**	**NPJ13GY**	**NPJ23GY**
Ivory	**NP13I**	**NP23I**	**NP33I**	**NP43I**	**NPJ13I**	**NPJ23I**
Light Almond	**NP13LA**	**NP23LA**	**NP33LA**	**NP43LA**	**NPJ13LA**	**NPJ23LA**
White	**NP13W**	**NP23W**	**NP33W**	**NP43W**	**NPJ13W**	**NPJ23W**



Note: Light Almond is the same color as Office White; see color chart on page B2



Specifications

Keystone:

- Fits all Hubbell keystone connections (AV, data and fiber)

Modular Wallplates:

- IMSS plates available in 1-, 2-, 3- and 4-gang
- Fits most Hubbell iSTATION modules

Stainless Steel Wallplates, Rear Loading

Single Gang







	1-Port	2-Port	3-Port	4-Port	6-Port
Catalog No.	**SSF11**	**SSF12**	**SSF13**	**SSF14**	**SSF16**

Stainless Steel Wallplates, Rear Loading

Double Gang






	4-Port	6-Port	9-Port	12-Port
Catalog No.	**SSF204**	**SSF206**	**SSF209**	**SSF212**

Stainless Steel Wallplates with Label Fields, Rear Loading

Single Gang







	1-Port	2-Port	3-Port	4-Port	6-Port
Catalog No.	**SSFL11**	**SSFL12**	**SSFL13**	**SSFL14**	**SSFL16**

Stainless Steel Wallplates with Label Fields, Rear Loading

Double Gang






	4-Port	6-Port	9-Port	12-Port
Catalog No.	**SSFL24**	**SSFL26**	**SSFL29**	**SSFL212**

(1) HD15, keystone



	6-Port
Catalog No.	**SSFL26HD15**

Hubbell iSTATION Stainless Steel Wallplates, Front Loading






	1-Gang	2-Gang	3-Gang	4-Gang
Catalog No.	**IMSS1**	**IMSS2**	**IMSS3**	**IMSS4**



Specifications

- IFP126 is the industry's only decorator wallplate that is UL Listed for power and low-voltage with label fields
- Integrates with all Hubbell keystone connections (AV, data and fiber)
- ISF wallplates are available in 2-, 3-, 4- and 6-port configurations

Decorator Wallplates, Standard, Nylon

Color	1-Gang	2-Gang	3-Gang	4-Gang	5-Gang	6-Gang
Black	**NP26BK**	**NP262BK**	**NP263BK**	**NP264BK**	**NP265BK**	**NP266BK**
Gray	**NP26GY**	**NP262GY**	**NP263GY**	**NP264GY**	**NP265GY**	**NP266GY**
Ivory	**NP26I**	**NP262I**	**NP263I**	**NP264I**	**NP265I**	**NP266I**
Light Almond	**NP26LA**	**NP262LA**	**NP263LA**	**NP264LA**	**NP265LA**	**NP266LA**
White	**NP26W**	**NP262W**	**NP263W**	**NP264W**	**NP265W**	**NP266W**



Decorator Wallplates, Midsize, Nylon

Color	1-Gang	2-Gang	3-Gang	4-Gang
Black	**NPJ26BK**	**NPJ262BK**	**NPJ263BK**	**NPJ264BK**
Gray	**NPJ26GY**	**NPJ262GY**	**NPJ263GY**	**NPJ264GY**
Ivory	**NPJ26I**	**NPJ262I**	**NPJ263I**	**NPJ264I**
Light Almond	**NPJ26LA**	**NPJ262LA**	**NPJ263LA**	**NPJ264LA**



Decorator Wallplates, Cobra-On

Color	1-Gang	2-Gang	3-Gang	4-Gang
Ivory	**NPS26I**	**NPS262I**	**NPS263I**	**NPS264I**
Light Almond	**NPS26LA**	**NPS262LA**	**NPS263LA**	**NPS264LA**
White	**NPS26W**	**NPS262W**	**NPS263W**	**NPS264W**



Decorator Cover Wallplates

Finish	1-Gang	2-Gang
Brass	**SB26**	**SB262**
Stainless Steel	**SS26**	**SS262**



Decorator Wallplates with Label Fields

Rated for power and low voltage use

Color	1-Gang	2-Gang
Black	–	**IMFP2BK**
Gray	**IFP126GY**	**IMFP2GY**
Ivory	–	**IMFP2EI**
Office White	**IFP126OW**	**IMFP2OW**
White	**IFP126W**	**IMFP2W**



Decorator Outlet Wallplates, Unloaded

Color	1-Port	2-Port	3-Port	4-Port	6-Port
Black	**NS611BK**	**ISF2BK**	**ISF3BK**	**ISF4BK**	**ISF6BK**
Brown	**NS611**	**ISF2BN**	**ISF3BN**	**ISF4BN**	**ISF6BN**
Gray	**NS611GY**	**ISF2GY**	**ISF3GY**	**ISF4GY**	**ISF6GY**
Ivory	**NS611I**	**ISF2EI**	**ISF3EI**	**ISF4EI**	**ISF6EI**
Office White	**NS611OW**	**ISF2OW**	**ISF3OW**	**ISF4OW**	**ISF6OW**
White	**NS611W**	**ISF2W**	**ISF3W**	**ISF4W**	**ISF6W**

Color	Blank
Black	**NS620BK**
Brown	–
Gray	**NS620GY**
Ivory	**NS620I**
Light Almond	**NS620LA**
White	**NS620W**



Note: Light Almond is the same color as Office White; see color chart on page B2.



Specifications

- IFP18OW is the only duplex wallplate with label fields in the industry that is UL Listed for power and low-voltage
- Integrates with all Hubbell keystone connections (AV, data and fiber)

Duplex Wallplates, Nylon

Standard					Midsize	
						
Color	1-Gang	2-Gang	3-Gang	4-Gang	1-Gang	2-Gang
Black	**NP8BK**	**NP82BK**	**NP83BK**	**NP84BK**	**NPJ8BK**	**NPJ82BK**
Gray	**NP8GY**	**NP82GY**	**NP83GY**	**NP84GY**	**NPJ8GY**	**NPJ82GY**
Ivory	**NP8I**	**NP82I**	**NP83I**	**NP84I**	**NPJ8I**	**NPJ82I**
Light Almond	**NP8LA**	**NP82LA**	**NP83LA**	**NP84LA**	**NPJ8LA**	**NPJ82LA**
White	**NP8W**	**NP82W**	**NP83W**	**NP84W**	**NPJ8W**	**NPJ82W**

Duplex Wallplates, Stainless Steel

		
Finish	1-Gang	2-Gang
Brass	**SB8**	**SB82**
Stainless Steel	**SS8**	**SS82**

IFP Duplex Wallplate with Label Fields

	
Color	1-Gang
Office White	**IFP18OW**

Duplex 106 Outlet Wallplates

		
Color	2-Port	4-Port
Black	**BR106B**	**Q106B**
Gray	**BR106G**	**Q106G**
Ivory	**BR106E**	**Q106E**
Office White	**BR106C**	**Q106O**
White	**BR106W**	**Q106W**

Note: Light Almond is the same color as Office White; see color chart on page B2.



Specifications

- The sliding cover provides protection and longer life
- Staggered, angled openings provide proper cable exit and bend radius
- Two methods to secure cover: screw, latch or both
- Indoor or NEMA 3R weather-proof grade

Secure-IT Wallplates, Tamper-Resistant

Color	Face Plate 1-Gang/4-Port
Black	**TPF1BK**
Gray	**TPF1GY**
Office White	**TPF1OW**
White	**TPF1W**



Secure-IT Wallplates, Weather Proof

Color	Face Plate 1-Gang/4-Port
Gray	**TWPF1GY**



Box Eliminator

Description	1-Gang
Single gang box eliminator used in place of an electrical box; secures to a drywall opening, providing a means to mount a single gang plate	**BRBE1**



Stainless Steel Wall Mount Phone Wallplates, Single Gang

Description	Flush Jack	Recessed Jack
USOC jack, RJ25, 6-position	**SPUF**	**SPUR**
Category 5e jack, RJ45, 8-position	**SP5EF**	**SP5ER**
Category 6 jack, RJ45, 8-position	**SP6F**	**SP6R**
10 Gig jack, RJ45, 8-position	**SP10GF**	**SP10GR**
Blank plate	**P630S1G**	





Specifications

- Work area and individual port identification labeling
- FP plate positions connectivity outside the furniture channel maximizing internal capacity

Furniture Wallplates (Steelcase®, Haworth®, HON®, Knoll®, etc.)

Opening size: 2.71" x 1.38"





Color	2-Port	4-Port	4-Port Inline
Black	**FP2BK**	**FP4BK**	**FP4BBK**
Brown	**FP2BN**	**FP4BN**	**FP4BBN**
Gray	**FP2GY**	**FP4GY**	**FP4BGY**
Office White	**FP2OW**	**FP4OW**	**FP4BOW**
White	**FP2W**	**FP4W**	**FP4BW**

Furniture Reducing Adapter Plate (Herman Miller®)

May be used with the FP2 or FP4 Series furniture plates only for Herman Miller applications; opening size: 2.982" x 1.882"



Color	Catalog No.
Black	**HMRBBK**
Gray	**HMRBGY**

FP2 and FP4 Opening Size

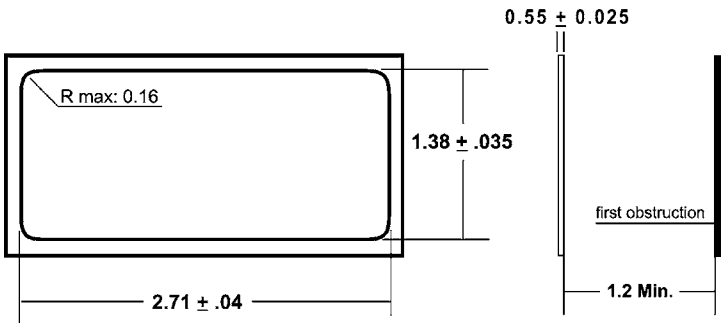



Steelcase is a registered trademark of Steelcase, Inc. Haworth is a registered trademark of Haworth, Inc. HON is a registered trademark of the HON Company. Knoll is a registered trademark of Knoll, Inc. Herman Miller is a registered trademark of Herman Miller, Inc.



Specifications

- Fiber storage in 4-, 6- and 12-port versions
- 4- and 6-port versions have ratcheting tabs for adjustable furniture mounting
- 1-, 2-, 4-, 6- and 12-port configurations
- Plenum versions available

HSB Surface Mount Boxes







Color	1-Port	2-Port	4-Port	6-Port	12-Port
Black	**HSB1BK**	**HSB2BK**	**HSB4BK**	**HSB6BK**	**HSB12BK**
Gray	**HSB1GY**	**HSB2GY**	**HSB4GY**	**HSB6GY**	**HSB12GY**
Ivory	**HSB1EI**	**HSB2EI**	**HSB4EI**	**HSB6EI**	**HSB12EI**
Office White	**HSB1OW**	**HSB2OW**	**HSB4OW**	**HSB6OW**	**HSB12OW**
White	**HSB1W**	**HSB2W**	**HSB4W**	**HSB6W**	**HSB12W**

Note: ISB surface mount boxes are not compatible with SJ shielded jacks

UL Plenum Rated HSB Surface Mount Boxes




Color	1-Port	2-Port
Black	**HSB1BKP**	**HSB2BKP**
Gray	**HSB1GYP**	**HSB2GYP**
Ivory	**HSB1EIP**	**HSB2EIP**
Office White	**HSB1OWP**	**HSB2OWP**
White	**HSB1WP**	**HSB2WP**

Note: ISB surface mount boxes are not compatible with SJ shielded jacks

Jack and Surface Box Ceiling Bracket

Attaches to drop wire/rod to provide two equipment outlets above the ceiling for WAP, camera, and IoT applications



Description	Catalog No.
2-port ceiling connectivity bracket	**CB2**



Non-Metallic Raceway Compatibility Chart

Series	PP	PL	PW	PB
ISB1	✓			✓*
ISB2	✓			✓*
ISB4	✓	✓	✓	✓*
ISB6	✓	✓	✓	✓*
ISB12	✓	✓	✓	✓*

**Use PB3REDA transition fitting*

PP1 = PREMISETRAK® Latching Raceway
PL1 = LANTRAK® Latching Raceway
PW2 = WALLTRAK® Latching Raceway
PB2 = BASETRAK® Non-Latching Raceway
PB3 = BASETRAK Non-Latching Raceway
PS3 = SUPER BASETRAK® Non-Latching Raceway

See Section S for Raceway product information

See color chart on page B2.



Specifications

- Multimedia compatible
- AMO Capacities
  - 12 Snap Fit connectors
  - 12 fibers (ST or SC)
  - 24 fibers (LC quad)
- UL94-V0

AMO Base Unit Housing

Office White

Description	Catalog No.
Housing with six (6) bracket locations, unloaded	**AMO**



AMO Adapter Brackets

Office White

Description	Catalog No.
ST-style adapter, phosphor bronze, 2 included	**AMOBST2**
Blank adapter, 10-pack	**AMOBL10**
Single jack adapter, 10-pack	**AMOBJ10**
Dual jack adapter, 10-pack	**AMOB2J10**
Blank for SC duplex or RC quad	**AMOLCQUNLD**



AMO Adapter Brackets, SC and LC

Description	Color	Catalog No.
SC duplex adapter, phosphor bronze	Office White/Blue	**AMOBSCD**
LC quad adapter, phosphor bronze, blue	Office White/Blue	**AMOLCQSBL**
Blank for SC duplex or LC quad	Office White	**AMOLCQUNLD**
SC duplex adapter, zirconia	Office White/Aqua	**AMOBSCDSAQ**
LC quad adapter, zirconia	Office White/Aqua	**AMOLCQSAQ**
LC quad adapter, zirconia	Office White/Beige	**AMOLCQSBE**



OFPPL Base Unit Housing and Bracket

Description	Catalog No.
Office white housing, cover and mounting accessories	**OFPPL**
OFP bracket with 2 ST couplers, phosphor bronze	**OFPBST2**
OFP bracket, blank, 10-pack	**OFPBB10**

Note: SC duplex and LC quad connectors mount directly to the OFPPL base



Note: Minimum order quantities apply; see pages F13–F16 for more AV connectors and bulk connector options. See color chart on page B2.



Specifications

- Suitable for multimedia applications
- Compatible with HJ, XJ and SF style AV and fiber connectors

UK-Style Wallplates and Modules

Description	Qty.	Catalog No.
Flat frame, 1-gang, 50 x 50mm	80-pack	**HBP50**
Flat frame, 2-gang, 100 x 50mm	50-pack	**HBP100**
Shuttered, unloaded, 50 x 25mm	125-pack	**HBM1**
Angled, shuttered, unloaded, 50 x 25mm	100-pack	**HBM1A**
Blanking plate, 50 x 25mm	50-pack	**HBM1B**



UK LJ6C-Style Wallplates and Modules

Description	Qty.	Catalog No.
Shuttered, unloaded, 37 x 22.5mm (LJ6C)	100-pack	**HLJ6C**
Angled, shuttered, unloaded, 37 x 22.5mm (LJ6C)	100-pack	**HLJ6CA**
Flat frame, 1-gang, 2-port (LJ6C)	80-pack	**HLJ6CP2**
Flat frame, 2-gang, 4-port (LJ6C)	40-pack	**HLJ6CP4**



French-Style Wallplates and Modules

Description	Qty.	Catalog No.
Single module, unloaded, 45 x 45mm	100-pack	**HFM1**
Dual module, unloaded, 45 x 45mm	100-pack	**HFM2**
Angled, dual module, unloaded, 45 x 45mm	100-pack	**HFM2A2**
Flat frame, 1-gang, 45 x 45mm	80-pack	**HFP45**
Flat frame, 1-gang, 90 x 45mm	25-pack	**HFP90**



Asian-Style Wallplates

Single Gang

	1-Port Plate, Unloaded	2-Port Plate, Unloaded	4-Port Plate
Flat frame, 86 x 86mm	**BPS11**	**BPS12**	–
Bevelled, 86 x 86mm	**BPS11A**	**BPS12A**	–
Flat frame, 86 x 86mm	**BPC11**	**BPC12**	**BPC14**
Angled, 86 x 86mm	**BPC11A**	**BPC12A**	–



Australian Clipsal® Style Module

Description	Qty.	Catalog No.
Keystone module	100-pack	**CKM100**

Clipsal® is a registered trademark of Clipsal Australia Pty Ltd. and/or Schneider Electric.



Specifications

- Gold plated contacts
- Wire map label provided
- Easy latch actuation

Splitting Y Adapters

Converts a T568B wired RJ45 jack by splitting Pairs 1, 2, and 3 to first 6 positions of Jack 1, and Pair 4 to positions 4 and 5 of Jack 2.

Catalog No. **BR851341B**

BR851341B

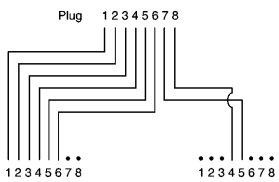

Converts a T568B wired RJ45 jack into two 2-pair jacks. Designed for connecting two pieces of voice, data or ancillary equipment.

Catalog No. **BR851241A**

BR851241A

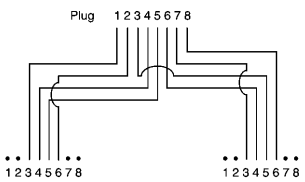

Converts a T568B wired RJ45 jack to a voice wired application (Pairs 1 and 4) Jack 1, and a 10/100BASE-T application (Pairs 2 and 3) wired 8-position Jack 2.

Catalog No. **BR851A**

BR851A

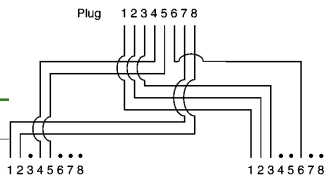

Converts a T568B wired RJ45 jack to (2) 10/100BASE-T wired RJ45 jacks. Pairs 2 and 3 are split to Jack 1, and Pairs 1 and 4 are split to Jack 2.

Catalog No. **BR851D**

BR851D

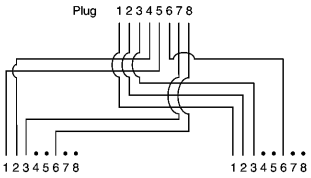

Bridging Y Adapters

Provides (2) RJ45 4-pair jacks in a parallel wiring formation, providing two access points to the circuit, adding a common station or in a daisy chain application.

Catalog No. **BR851B**

BR851B

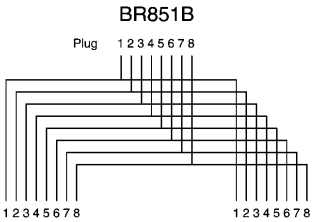

COPPER

Cross Connect

Hubbell's cross connect products lead the industry in innovation, efficiency and component performance. Hubbell's patch panels and blocks are designed to exceed current industry standards and provide a foundation for future applications.











Index

NEXTSPEED® Ascent Category 6A Panel Kits C3
NEXTSPEED® Ascent Category 6A Component C4
NEXTSPEED® Category 6 Component Punch Down Panels C5
NEXTSPEED® Category 5e Component Punch Down Panels C6
Hubbell iSTATION Multimedia and Keystone Patch Panels C7
6-110 Connecting Block System C9
110 Connecting Block System C10
Rack Mount and Wall Mount Kits C11
Cross Connect Blocks C12



Specifications

- Exceeds TIA 568.2-D and ISO/IEC 11801 component requirements
- Short links (less than 10M) supported
- Enhanced common mode design eliminates residual and reflected NEXT and ANEXT
- Designed and tested for 1.5A of continuous current per pair

Standards/Listings/Verifications

- ANSI/TIA 568.2-D Category 6A component
- Category 6A component in Class E_A cabling, ISO/IEC 11801, IEC 60603-7-41
- Third Party tested for ANSI/TIA 568.2-D requirements Component/Link/Channel
- Mechanical: Verified to ANSI/TIA 568.2-D
- UL Listed 1863, UL 94 V-0 Flammability Rating ISO9001-2008 Manufacturing Process

Performance

Individual jack modules provide superior ANEXT suppression and consistent NEXT performance.



COBRA-LOCK™ Termination

Jack body terminates all wires at once and actively retains termination integrity.



Identification

Integrated port and panel labeling, simplifies ANSI/TIA 606-C compliance.



Complete One-Part Solution

These kits come with jacks, cable management bars, labels and hardware.

NEXTSPEED® Ascent Category 6A Patch Panel Kits

Includes: HJU6ABK jacks, cable management bar(s), stuffer caps and rack screws

Color	Width Inches (mm)	Height Inches (mm)	Ports	Rack Units	Catalog No.
Black	19" (483)	1.75" (45)	24	1	**HPJ6A24**
		3.50" (89)	48	2	**HPJ6A48**



Note: Versions without cable management bar available; HP6A24E and HP6A48E

NEXTSPEED® Ascent Category 6A Angled Patch Panel Kits

Includes: HJU6ABK jacks, cable management bar(s), stuffer caps and rack screws

Color	Width Inches (mm)	Height Inches (mm)	Ports	Rack Units	Catalog No.
Black	19" (483)	1.75" (45)	24	1	**HPJ6A24A**
		3.50" (89)	48	2	**HPJ6A48A**



Note: Angled panel protrudes 4.46" from the plane of the rack. One extra inch of space is recommended between the door and panel angle.

UDX Super High-Density Panel, Unloaded

Type	Color	Width Inches (mm)	Height Inches (mm)	Ports	Rack Units	Catalog No.
Flat	Black	19" (483)	1.75" (45)	48	1	**UDX48E1U**
Angled	Black	19" (483)	1.75" (45)	48	1	**UDX48A1U**



Note: Only accept HXJ/HJ6A jacks

HPJ Multimedia Jack Panels, Unloaded

Type	Color	Width Inches (mm)	Height Inches (mm)	Ports	Rack Units	Catalog No.
Flat	Black	19" (483)	1.75" (45)	24	1	**HPJ24**
			3.50" (89)	48	2	**HPJ48**
			5.25" (133)	72	3	**HPJ72**
	White	19" (483)	1.75" (45)	24	1	**HPJ24W**
			3.50" (89)	48	2	**HPJ48W**
Angled	Black	19" (483)	1.75" (45)	24	1	**HPJ24A**
			3.50" (89)	48	2	**HPJ48A**
89D	Black	–	–	12	–	**HPJ1289***



**Pre-mounted on an 89D bracket*

Rear Cable Management Bars

Type	Description	Catalog No.
19" Rack Mount	Cable management bar and screws	**CMBR**
	Cable management bar, straight, with screws	**ECMBRS**
	Cable management bar, 3" with screws	**ECMBR3**
	Cable management bar, 6" with screws	**ECMBR6**
Panel Mount	Cable management bar	**HPRCMB**



Labels for NEXTSPEED® Patch Panels

Description	Catalog No.
Printable front, 6-port, 4800-pack	**HPJLBL4800**

Note: Download template at hubbell.com/hubbellpremisewiring/en/labeling

NEXTSPEED® Category 6 Patch Panels

Includes: cable management bar(s), stuffer caps and rack screws

Color	Width Inches (mm)	Height Inches (mm)	Ports	Rack Units	Catalog No.
Black	19" (483)	1.75" (45)	24	1	**HP624**
		3.50" (89)	48	2	**HP648**
		7.00" (178)	96	4	**HP696**
White	19" (483)	1.75" (45)	24	1	**HP624W**
		3.50" (89)	48	2	**HP648W**

Note: Versions without cable management bar available; HP624E and HP648E



NEXTSPEED® Category 6 Angled Patch Panels

Color	Width Inches (mm)	Height Inches (mm)	Ports	Rack Units	Catalog No.
Black	19" (483)	1.75" (45)	24	1	**HP624A**
		3.50" (89)	48	2	**HP648A**

Note: HP6xxA angled panel protrudes 4.46" from the plane of the rack. Hubbell recommends one (1) extra inch of space between the door and panel angle.



NEXTSPEED® Ascent Category 6 Surface Mount Panel

Description	Catalog No.
12-port, Category 6, universal, 89D	**HP612**



Rear Cable Management Bars

Type	Description	Catalog No.
19" rack mount	Cable management bar and screws	**CMBR**
	Cable management bar, straight, with screws	**ECMBRS**
	Cable management bar, 3" with screws	**ECMBR3**
	Cable management bar, 6" with screws	**ECMBR6**
HPxXX panel mount	Cable management bar	**HPRCMB**



Labels for NEXTSPEED® Patch Panels

Description	Catalog No.
Printable front, 6-port, 4800-pack	**HPLBL4800**

Note: Download label template at hubbell.com/hubbellpremisewiring/en/labeling

Termination Caps

Description	Catalog No.
12-pack	**HPSC12**

NEXTSPEED® Category 5e Patch Panels

Includes: cable management bar(s), stuffer caps and rack screws

Color	Width Inches (mm)	Height Inches (mm)	Ports	Rack Units	Catalog No.
Black	19" (483)	1.75" (45)	24	1	**HP5E24**
		3.50" (89)	48	2	**HP5E48**
		7.00" (178)	96	4	**HP5E96**
White	19" (483)	1.75" (45)	24	1	**HP5E24W**
		3.50" (89)	48	2	**HP5E48W**



Note: Versions without cable management bar available; HP5E24E and HP5E48E

NEXTSPEED® Category 5e Angled Patch Panels

Color	Width Inches (mm)	Height Inches (mm)	Ports	Rack Units	Catalog No.
Black	19" (483)	1.75" (45)	24	1	**HP5E24A**
		3.50" (89)	48	2	**HP5E48A**



Note: HP6xxA angled panel protrudes 4.46" from the plane of the rack. Hubbell recommends one (1) extra inch of space between the door and panel angle.

NEXTSPEED® Ascent Category 5e Surface Mount Panel

Description	Catalog No.
12-port, Category 5e, universal, 89D	**HP5E12**



Rear Cable Management Bars

Type	Description	Catalog No.
19" Rack Mount	Cable management bar and screws	**CMBR**
	Cable management bar, straight, with screws	**ECMBRS**
	Cable management bar, 3" with screws	**ECMBR3**
	Cable management bar, 6" with screws	**ECMBR6**
HPxXX Panel Mount	Cable management bar	**HPRCMB**



Labels for NEXTSPEED® Patch Panels

Description	Catalog No.
Printable front, 6-port, 4800-pack	**HPLBL4800**

Note: Download label template at hubbell.com/hubbellpremisewiring/en/labeling

Termination Caps

Description	Catalog No.
12-pack	**HPSC12**



Specifications

- High density form factor saves space in the datacenter
- Fits all Hubbell HXJ and HJ jacks
- Opens up rack real-estate
- Color coding: jacks are available in 14 different colors for application differentiation

Specifications

- Panel material: cold rolled steel
- Durable, black powder coat finish

Standards/Listings/Verifications

- Complies with CEA-310-E rack mount standard
- ANSI/TIA 606-C
- UL Listed 1863

Capacity

Ideal solution where rack space is at an absolute premium, add-as-you-go flexibility, mixed jack performance, and color-coding are desired.



Durability

Metal rolled edge construction eliminates flex.



Keystone Design

Front- or rear-loading on HPJ Series simplifies installation, enables moves, adds and changes, and provides migration path.



Integration Labeling

Integrated label fields on HPJ Series accept office printable label strips.

UDX Super High-Density Panel, Unloaded

Type	Color	Width Inches (mm)	Height Inches (mm)	Ports	Rack Units	Catalog No.
Flat	Black	19" (483)	1.75" (45)	48	1	**UDX48E1U**
Angled	Black	19" (483)	1.75" (45)	48	1	**UDX48A1U**

Note: Only accept HXJ/HJ6A jacks



HPJ Multimedia Jack Panels, Unloaded

Type	Color	Width Inches (mm)	Height Inches (mm)	Ports	Rack Units	Catalog No.
Flat	Black	19" (483)	1.75" (45)	24	1	**HPJ24**
			3.50" (89)	48	2	**HPJ48**
			5.25" (133)	72	3	**HPJ72**
	White	19" (483)	1.75" (45)	24	1	**HPJ24W**
			3.50" (89)	48	2	**HPJ48W**
Angled	Black	19" (483)	1.75" (45)	24	1	**HPJ24A**
			3.50" (89)	48	2	**HPJ48A**
89D	Black	–	–	12	–	**HPJ1289***

**Pre-mounted on an 89D bracket*



Rear Cable Management Bars

Description	Catalog No.
HPW panel mount for HPJ Series	**HPRCMB**
UDX panel mount	**RCMB**



AV Panels, Unloaded

Type	Color	Width Inches (mm)	Height Inches (mm)	Capacity	Catalog No.
Flat	Black	19" (483)	3.50" (89)	8-Gang Decorator	**HPD8**
			1.75" (45)	16-Port Pro-AV	**PAV16**
			3.50" (89)	32-Port Pro-AV	**PAV32**
			3.50" (89)	(12) iSTATION module units	**HP12IMU**
Angled	Black	19" (483)	1.75" (45)	16-Port Pro-AV	**PAVA16**
			3.50" (89)	32-Port Pro-AV	**PAVA32**



Shielded Patch Panels, Unloaded

Includes cable management bar and grounding strap

Type	Color	Width Inches (mm)	Height Inches (mm)	Ports	Rack Units	Catalog No.
Flat	Black	19" (483)	1.75" (45)	24	1	**HPJS24**
	Black	19" (483)	3.50" (89)	48	2	**HPJS48**
Angled	Black	19" (483)	1.75" (45)	24	1	**HPJS24A**
	Black	19" (483)	3.50" (89)	48	2	**HPJS48A**

Note: Shielded jacks sold separately; see page B4



Labels for HPJ Series Patch Panels

Description	Qty	Catalog No.
Printable labels, 6-port	4800-pack	**HPJLBL4800**
Replacement 6-port module and label holder for HPJ Series, Black	1	**HPJ6M**

Note: Not for HPJS or UDX Series; download label template at hubbell.com/hubbellpremisewiring/en/labeling

Field Termination Kits, 6-110

Description	Catalog No.
6-110/64-pair field termination kit with standoff legs	**6110FTK64WL**
6-110/64-pair field termination kit without standoff legs	**6110FTK64NL**
6-110/192-pair field termination kit with standoff legs	**6110FTK192WL**



Termination Tool, 6-110/4-Pair

Description	Catalog No.
Termination tool, 4-pair, 6-110 (includes head and blades)	**6110MPPDT**
Replacement tool head, 6-110 (includes blades)	**6110MPPDT1**

Note: 6-110 tool is not compatible with 1-punch termination tool.



Field Terminated Patch Plugs

Includes (1) patch plug base, (1) patch plug cover, and (1) cable tie

Description	Catalog No.
Category 6, 6-110, 4-pair, yellow	**6110FPP4PR**



Factory Terminated Patch Cords

Color: Yellow





Length	6-110 to 6-110	6-110 to RJ45 (T568B)
3′	–	**6119PCL3**
5′	–	**6119PCL5**
7′	**6110PCL7**	**6119PCL7**
9′	–	**6119PCL9**

Connecting Blocks, 6-110/4-Pair

Description	Catalog No.
Connecting blocks, 6-110/4-pair	**6110CB4PR10**



Hubbell Labeling Solutions, Cross Connect, 6-110/110

The Hubbell labeling solution 110 laser-printable label sheets and covers can be mounted between each wiring channel to identify individual station ports or pair counts.

Description	Color	Catalog No.
Laser-printable label sheets, 10-pack	White	**XPL11010W**
	Yellow	**XPL11010Y**
	Blue	**XPL11010B**



Wiring Blocks, 110

With removable standoff legs

Description	Catalog No.
110/50-pair	**110BLK50BWL**
110/100-pair	**110BLK100BWL**
110/300-pair	**110BLK300BWL**



Field Termination Kits, 110

Description	With	Catalog No.
110/50-pair	4-pair blocks	**110BLK50FTK4**
	5-pair blocks	**110BLK50FTK5**
110/100-pair	4-pair blocks	**110BLK100FTK4**
	5-pair blocks	**110BLK100FTK5**
110/300-pair	4-pair blocks	**110BLK300FTK4**
	5-pair blocks	**110BLK300FTK5**



Termination Tool, 110/5-Pair

Designed to seat 110 connecting blocks and terminate and cut UTP cable on 110 wiring blocks



Description	Catalog No.
Termination tool, includes head and blades	**T5PPD110**

Field Terminated Patch Plugs

Includes (1) patch plug base, (1) patch plug cover, (1) cable tie



Description	Catalog No.
Category 5e, 110, 4-pair, gray	**110FPP4PR**

Factory Terminated Patch Cords

Color: Yellow



Length	110 to 110	110 to RJ45 (T568B)
3′	**PC110C5EL3**	**PC119C5EL3**
5′	**PC110C5EL5**	**PC119C5EL5**
7′	**PC110C5EL7**	**PC119C5EL7**
12′	**PC110C5EL12**	**PC119C5EL12**

Connecting Blocks, 110

110 connecting blocks are terminated to the 110 wiring blocks using the 110/5-pair termination tool; available in 4- and 5-pair sizes



Description	Catalog No.
110/4-pair, 10-pack	**110CB4PR10**
110/5-pair, 10-pack	**110CB5PR10**

Hubbell Labeling Solutions, Cross Connect, 6-110/110

The Hubbell labeling solution 110 laser-printable label sheets and covers can be mounted between each wiring channel to identify individual station ports or pair counts.

Description	Color	Catalog No.
Laser-printable label sheets, 10-pack	White	**XPL11010W**
	Yellow	**XPL11010Y**
	Blue	**XPL11010B**





①



②



③

Rack Mount Kits, 6-110

Category 6

Pairs	Rack Units	Troughs		Catalog No.
128-pair	3U	With	①	**6110RM1**
	2U	Without		**6110RM1NT**

Rack Mount Kits, 110

Category 5e, with cable management

Pairs	Rack Units	Connecting Blocks		Catalog No.
100-pair	2U	4-pair	②	**110RM14**
		5-pair		**110RM15**
200-pair	3U	4-pair		**110RM24**
		5-pair		**110RM25**
Category 5e, without cable management				
100-pair	1U	4-pair	③	**110RM14NT**
		5-pair		**110RM15NT**
200-pair	2U	4-pair		**110RM24NT**
		5-pair		**110RM25NT**





④



⑤

Wall Mount Kits, 6-110/110

Kit Contents/Quantities:

6-110 Kit	110 Kit	Item
1	1	Wall mount tower frame
1	1	Bottom cable trough
3	–	6-110/64-pair wiring blocks without legs
–	3	100-pair wiring blocks without legs
48	–	6-110/4-pair connecting blocks
–	60	110/4-pair connecting blocks
–	12	110/5-pair connecting blocks
3	3	Cable management troughs without legs
6	6	Clear label holders
6	6	White paper designation strips

Category 6 Kit

Description	Catalog No.
6-110/192-pair	**6110WMK**

Category 5e Kit

Description	Catalog No.
110/300-pair	**110WMK**

Cable Management Troughs

Description		Catalog No.
With legs	④	**110TRA**
Without legs	⑤	**110TRB**



① ② ③ ④ ⑤ ⑥ ⑦

Modular 66 Cross Connect Blocks, 66M

Description	Block Size	Capacity		Catalog No.
66M block, Category 5 with cover	4 x 50	50-pair		**HPW66M150C5**
66M block	4 x 25	25-pair	①	**HPW66M125**
	4 x 50	50-pair	②	**HPW66M150**
66M cover	–	–		**HPW66MCVR**

Modular 66 Cross Connect Blocks, 66B

Description	Block Size	Capacity		Catalog No.
66B block, split (3x), with cover	6 x 6	6-pair	③	**HPW66B36**
66B block cover for HPW66B 425 + 350	–	–		**HPW66BCVR**
66M block	6 x 12	6-pair	④	**HPW66B16**
66B block 25-pair, split (4x)	6 x 50	25-pair		**HPW66B425**
66B block 50-pair, split (4x)	6 x 50	50-pair		**HPW66B350**

Modular 66 Cross Connect Block Accessories

Description		Catalog No.
Cable routing spool without screw		**HPW66SPLA**
Cable routing spool with screw	⑤	**HPW66SPLB**
89B bracket (use to mount 66M series blocks)		**HPW89B**
89D bracket (use to mount 66M series blocks)	⑥	**HPW89D**
Backboard (blue, for 89D and 89B brackets); includes (2) 89B brackets as shown	⑦	**HPW66BB**



COPPER

Cords and Assemblies

Hubbell cable assemblies are manufactured with top quality components and are tuned with Hubbell jacks, patch panels and cable, creating a superior end-to-end system. Hubbell enterprise patch cords are constructed with high performance patch cable and are third party verified and 100% performance tested, assuring the highest quality, most reliable patch cord in the industry.











Index

NEXTSPEED® Ascent Category 6A Patch Cords D3
NEXTSPEED® Ascent Cat 6A Shielded and SecureIT™ Patch Cords D4
NEXTSPEED® Category 6 Patch Cords D5
NEXTSPEED® Category 6 Shielded and SecureIT™ Patch Cords D6
NEXTSPEED® Category 5e Patch Cords D7
BIDnet Pre-Terminated Copper Trunk Assemblies D8

Color Chart:

Black, Blue, Gray, Green, Orange, Pink, Purple, Red, White, Yellow



24-Piece Bulk Pack

Low Diameter Series

Common Specifications

- Third party ETL verified Category 6A component
- Plug optimized for high density switch ports
- 10-gigabit application assurance
- Qualified to 150% of 802.3bt PoE current level
- 100% performance tested

Low Diameter Cords

- Over 50% cross sectional area reduction improved air flow
- 63% improved bend radius
- Maximum channel with PoE: 131ft (40m)

NEXTSPEED® Ascent High Flex Standard Category 6A Patch Cords

Nominal O.D. 0.290"; single pack; 24-piece bulk pack available up to 15' (add X24 to Catalog Number)

Length	Black	Blue	Gray	Green	Orange
1'	**HC6ABK01**	**HC6AB01**	**HC6AGY01**	**HC6AGN01**	**HC6AOR01**
3'	**HC6ABK03**	**HC6AB03**	**HC6AGY03**	**HC6AGN03**	**HC6AOR03**
5'	**HC6ABK05**	**HC6AB05**	**HC6AGY05**	**HC6AGN05**	**HC6AOR05**
7'	**HC6ABK07**	**HC6AB07**	**HC6AGY07**	**HC6AGN07**	**HC6AOR07**
10'	**HC6ABK10**	**HC6AB10**	**HC6AGY10**	**HC6AGN10**	**HC6AOR10**
15'	**HC6ABK15**	**HC6AB15**	**HC6AGY15**	**HC6AGN15**	**HC6AOR15**
20'	**HC6ABK20**	**HC6AB20**	**HC6AGY20**	**HC6AGN20**	**HC6AOR20**
25'	**HC6ABK25**	**HC6AB25**	**HC6AGY25**	**HC6AGN25**	**HC6AOR25**
Length	Pink	Purple	Red	White	Yellow
1'	**HC6APK01**	**HC6AP01**	**HC6AR01**	**HC6AW01**	**HC6AY01**
3'	**HC6APK03**	**HC6AP03**	**HC6AR03**	**HC6AW03**	**HC6AY03**
5'	**HC6APK05**	**HC6AP05**	**HC6AR05**	**HC6AW05**	**HC6AY05**
7'	**HC6APK07**	**HC6AP07**	**HC6AR07**	**HC6AW07**	**HC6AY07**
10'	**HC6APK10**	**HC6AP10**	**HC6AR10**	**HC6AW10**	**HC6AY10**
15'	**HC6APK15**	**HC6AP15**	**HC6AR15**	**HC6AW15**	**HC6AY15**
20'	**HC6APK20**	**HC6AP20**	**HC6AR20**	**HC6AW20**	**HC6AY20**
25'	**HC6APK25**	**HC6AP25**	**HC6AR25**	**HC6AW25**	**HC6AY25**

NEXTSPEED® Ascent Low Diameter Category 6A Patch Cords

Nominal O.D. 0.186"; single pack; 24-piece bulk pack available up to 15' (add X24 to Catalog Number)

Length	Black	Blue	Gray	Green	Orange
1'	**HCL6ABK01**	**HCL6AB01**	**HCL6AGY01**	**HCL6AGN01**	**HCL6AOR01**
3'	**HCL6ABK03**	**HCL6AB03**	**HCL6AGY03**	**HCL6AGN03**	**HCL6AOR03**
5'	**HCL6ABK05**	**HCL6AB05**	**HCL6AGY05**	**HCL6AGN05**	**HCL6AOR05**
7'	**HCL6ABK07**	**HCL6AB07**	**HCL6AGY07**	**HCL6AGN07**	**HCL6AOR07**
10'	**HCL6ABK10**	**HCL6AB10**	**HCL6AGY10**	**HCL6AGN10**	**HCL6AOR10**
15'	**HCL6ABK15**	**HCL6AB15**	**HCL6AGY15**	**HCL6AGN15**	**HCL6AOR15**
20'	**HCL6ABK20**	**HCL6AB20**	**HCL6AGY20**	**HCL6AGN20**	**HCL6AOR20**
25'	**HCL6ABK25**	**HCL6AB25**	**HCL6AGY25**	**HCL6AGN25**	**HCL6AOR25**
Length	Pink	Purple	Red	White	Yellow
1'	**HCL6APK01**	**HCL6AP01**	**HCL6AR01**	**HCL6AW01**	**HCL6AY01**
3'	**HCL6APK03**	**HCL6AP03**	**HCL6AR03**	**HCL6AW03**	**HCL6AY03**
5'	**HCL6APK05**	**HCL6AP05**	**HCL6AR05**	**HCL6AW05**	**HCL6AY05**
7'	**HCL6APK07**	**HCL6AP07**	**HCL6AR07**	**HCL6AW07**	**HCL6AY07**
10'	**HCL6APK10**	**HCL6AP10**	**HCL6AR10**	**HCL6AW10**	**HCL6AY10**
15'	**HCL6APK15**	**HCL6AP15**	**HCL6AR15**	**HCL6AW15**	**HCL6AY15**
20'	**HCL6APK20**	**HCL6AP20**	**HCL6AR20**	**HCL6AW20**	**HCL6AY20**
25'	**HCL6APK25**	**HCL6AP25**	**HCL6AR25**	**HCL6AW25**	**HCL6AY25**

Note: See color chart on page D2. Additional made-to-order lengths and configurations are available through Hubbell's Patch Cord Configuration program. Contact Customer Service at (800) 626-0005 to learn more.



SecureIT™ Cords are one of the most effective ways to increase network security and reliability. Prevent access to mission-critical and publicly accessible network ports or guard against accidental disconnection with Hubbell's SecureIT™ suite of physical network security products.

Features

- Two options to physically secure your connections
  - Red lock pin prevents unauthorized removal
  - Orange finger pinch pin prevents accidental disconnection
- Comes with lock pin removal tool and two sets of red and orange pins

NEXTSPEED® Ascent SecureIT™ Category 6A Patch Cords

Nominal O.D. 0.290" single pack

Length	Black	Blue	White	Yellow
3'	**HC6ABK03SP**	**HC6AB03SP**	**HC6AW03SP**	**HC6AY03SP**
5'	**HC6ABK05SP**	**HC6AB05SP**	**HC6AW05SP**	**HC6AY05SP**
7'	**HC6ABK07SP**	**HC6AB07SP**	**HC6AW07SP**	**HC6AY07SP**
10'	**HC6ABK10SP**	**HC6AB10SP**	**HC6AW10SP**	**HC6AY10SP**
15'	**HC6ABK15SP**	**HC6AB15SP**	**HC6AW15SP**	**HC6AY15SP**
20'	**HC6ABK20SP**	**HC6AB20SP**	**HC6AW20SP**	**HC6AY20SP**
25'	**HC6ABK25SP**	**HC6AB25SP**	**HC6AW25SP**	**HC6AY25SP**



NEXTSPEED® Ascent Shielded Category 6A Patch Cords

Nominal O.D. 0.235"; single pack

Length	Black	Blue	Gray	Green
1'	**PC6ABK01**	**PC6AB01**	**PC6AGY01**	**PC6AGN01**
3'	**PC6ABK03**	**PC6AB03**	**PC6AGY03**	**PC6AGN03**
5'	**PC6ABK05**	**PC6AB05**	**PC6AGY05**	**PC6AGN05**
7'	**PC6ABK07**	**PC6AB07**	**PC6AGY07**	**PC6AGN07**
10'	**PC6ABK10**	**PC6AB10**	**PC6AGY10**	**PC6AGN10**
15'	**PC6ABK15**	**PC6AB15**	**PC6AGY15**	**PC6AGN15**
20'	**PC6ABK20**	**PC6AB20**	**PC6AGY20**	**PC6AGN20**
25'	**PC6ABK25**	**PC6AB25**	**PC6AGY25**	**PC6AGN25**
Length	Purple	Red	White	Yellow
1'	**PC6AP01**	**PC6AR01**	**PC6AW01**	**PC6AY01**
3'	**PC6AP03**	**PC6AR03**	**PC6AW03**	**PC6AY03**
5'	**PC6AP05**	**PC6AR05**	**PC6AW05**	**PC6AY05**
7'	**PC6AP07**	**PC6AR07**	**PC6AW07**	**PC6AY07**
10'	**PC6AP10**	**PC6AR10**	**PC6AW10**	**PC6AY10**
15'	**PC6AP15**	**PC6AR15**	**PC6AW15**	**PC6AY15**
20'	**PC6AP20**	**PC6AR20**	**PC6AW20**	**PC6AY20**
25'	**PC6AP25**	**PC6AR25**	**PC6AW25**	**PC6AY25**



NEXTSPEED® SecureIT™ Patch Cord Accessories

Description	Catalog No.
Replacement locking pin removal tool	**HCSPTOOL1**
SecureIT plug kit; includes (12) sets of red and orange pins, (1) removal tool	**BCSPKT12**

Note: See color chart on page D2. Additional made-to-order lengths and configurations are available through Hubbell's Patch Cord Configuration program. Contact Customer Service at (800) 626-0005 to learn more.



Common Specifications

- Third party ETL verified Category 6 component
- Plug optimized for high density switch ports
- 5-gigabit application assurance
- Qualified to 150% of 802.3bt PoE current level
- 100% performance tested

Low Diameter Cords

- Over 50% cross sectional area reduction improved air flow
- 40% improved bend radius
- Maximum channel with PoE: 131ft (40m)

NEXTSPEED® High Flex Standard Category 6 Patch Cords

Nominal O.D. 0.224"; single pack; 24-piece bulk pack available up to 15' (add X24 to Catalog Number)

Length	Black	Blue	Gray	Green	Orange
1'	**HC6BK01**	**HC6B01**	**HC6GY01**	**HC6GN01**	**HC6OR01**
3'	**HC6BK03**	**HC6B03**	**HC6GY03**	**HC6GN03**	**HC6OR03**
5'	**HC6BK05**	**HC6B05**	**HC6GY05**	**HC6GN05**	**HC6OR05**
7'	**HC6BK07**	**HC6B07**	**HC6GY07**	**HC6GN07**	**HC6OR07**
10'	**HC6BK10**	**HC6B10**	**HC6GY10**	**HC6GN10**	**HC6OR10**
15'	**HC6BK15**	**HC6B15**	**HC6GY15**	**HC6GN15**	**HC6OR15**
20'	**HC6BK20**	**HC6B20**	**HC6GY20**	**HC6GN20**	**HC6OR20**
25'	**HC6BK25**	**HC6B25**	**HC6GY25**	**HC6GN25**	**HC6OR25**
Length	Pink	Purple	Red	White	Yellow
1'	**HC6PK01**	**HC6P01**	**HC6R01**	**HC6W01**	**HC6Y01**
3'	**HC6PK03**	**HC6P03**	**HC6R03**	**HC6W03**	**HC6Y03**
5'	**HC6PK05**	**HC6P05**	**HC6R05**	**HC6W05**	**HC6Y05**
7'	**HC6PK07**	**HC6P07**	**HC6R07**	**HC6W07**	**HC6Y07**
10'	**HC6PK10**	**HC6P10**	**HC6R10**	**HC6W10**	**HC6Y10**
15'	**HC6PK15**	**HC6P15**	**HC6R15**	**HC6W15**	**HC6Y15**
20'	**HC6PK20**	**HC6P20**	**HC6R20**	**HC6W20**	**HC6Y20**
25'	**HC6PK25**	**HC6P25**	**HC6R25**	**HC6W25**	**HC6Y25**

NEXTSPEED® Low Diameter Category 6 Patch Cords

Nominal O.D. 0.150"; single pack; 24-piece bulk pack available up to 15' (add X24 to Catalog Number)

Length	Black	Blue	Gray	Green	Orange
1'	**HCL6BK01**	**HCL6B01**	**HCL6GY01**	**HCL6GN01**	**HCL6OR01**
3'	**HCL6BK03**	**HCL6B03**	**HCL6GY03**	**HCL6GN03**	**HCL6OR03**
5'	**HCL6BK05**	**HCL6B05**	**HCL6GY05**	**HCL6GN05**	**HCL6OR05**
7'	**HCL6BK07**	**HCL6B07**	**HCL6GY07**	**HCL6GN07**	**HCL6OR07**
10'	**HCL6BK10**	**HCL6B10**	**HCL6GY10**	**HCL6GN10**	**HCL6OR10**
15'	**HCL6BK15**	**HCL6B15**	**HCL6GY15**	**HCL6GN15**	**HCL6OR15**
20'	**HCL6BK20**	**HCL6B20**	**HCL6GY20**	**HCL6GN20**	**HCL6OR20**
25'	**HCL6BK25**	**HCL6B25**	**HCL6GY25**	**HCL6GN25**	**HCL6OR25**
Length	Pink	Purple	Red	White	Yellow
1'	**HCL6PK01**	**HCL6P01**	**HCL6R01**	**HCL6W01**	**HCL6Y01**
3'	**HCL6PK03**	**HCL6P03**	**HCL6R03**	**HCL6W03**	**HCL6Y03**
5'	**HCL6PK05**	**HCL6P05**	**HCL6R05**	**HCL6W05**	**HCL6Y05**
7'	**HCL6PK07**	**HCL6P07**	**HCL6R07**	**HCL6W07**	**HCL6Y07**
10'	**HCL6PK10**	**HCL6P10**	**HCL6R10**	**HCL6W10**	**HCL6Y10**
15'	**HCL6PK15**	**HCL6P15**	**HCL6R15**	**HCL6W15**	**HCL6Y15**
20'	**HCL6PK20**	**HCL6P20**	**HCL6R20**	**HCL6W20**	**HCL6Y20**
25'	**HCL6PK25**	**HCL6P25**	**HCL6R25**	**HCL6W25**	**HCL6Y25**

Note: See color chart on page D2. Additional made-to-order lengths and configurations are available through Hubbell's Patch Cord Configuration program. Contact Customer Service at (800) 626-0005 to learn more.



SecureIT™ Cords are one of the most effective ways to increase network security and reliability. Prevent access to mission-critical and publicly accessible network ports or guard against accidental disconnection with Hubbell's SecureIT™ suite of physical network security products.

Features

- Two options to physically secure your connections
  - Red lock pin prevents unauthorized removal
  - Orange finger pinch pin prevents accidental disconnection
- Comes with lock pin removal tool and two sets of red and orange pins

NEXTSPEED® SecureIT™ Category 6 Patch Cords

Nominal O.D. 0.224" single pack

Length	Black	Blue	Brown	Pink	White	Yellow
3'	**HC6BK03SP**	**HC6B03SP**	**HC6BN03SP**	**HC6PK03SP**	**HC6W03SP**	**HC6Y03SP**
5'	**HC6BK05SP**	**HC6B05SP**	**HC6BN05SP**	**HC6PK05SP**	**HC6W05SP**	**HC6Y05SP**
7'	**HC6BK07SP**	**HC6B07SP**	**HC6BN07SP**	**HC6PK07SP**	**HC6W07SP**	**HC6Y07SP**
10'	**HC6BK10SP**	**HC6B10SP**	**HC6BN10SP**	**HC6PK10SP**	**HC6W10SP**	**HC6Y10SP**
15'	**HC6BK15SP**	**HC6B15SP**	**HC6BN15SP**	**HC6PK15SP**	**HC6W15SP**	**HC6Y15SP**
20'	**HC6BK20SP**	**HC6B20SP**	**HC6BN20SP**	**HC6PK20SP**	**HC6W20SP**	**HC6Y20SP**
25'	**HC6BK25SP**	**HC6B25SP**	**HC6BN25SP**	**HC6PK25SP**	**HC6W25SP**	**HC6Y25SP**

NEXTSPEED® Shielded Category 6 Patch Cords

Nominal O.D. 0.235"; single pack

Length	Black	Blue	Gray	Green	Orange	Purple
1'	**PS6BK01**	**PS6B01**	**PS6GY01**	**PS6GN01**	**PS6OR01**	**PS6P01**
3'	**PS6BK03**	**PS6B03**	**PS6GY03**	**PS6GN03**	**PS6OR03**	**PS6P03**
5'	**PS6BK05**	**PS6B05**	**PS6GY05**	**PS6GN05**	**PS6OR05**	**PS6P05**
7'	**PS6BK07**	**PS6B07**	**PS6GY07**	**PS6GN07**	**PS6OR07**	**PS6P07**
10'	**PS6BK10**	**PS6B10**	**PS6GY10**	**PS6GN10**	**PS6OR10**	**PS6P10**
15'	**PS6BK15**	**PS6B15**	**PS6GY15**	**PS6GN15**	**PS6OR15**	**PS6P15**
25'	**PS6BK25**	**PS6B25**	**PS6GY25**	**PS6GN25**	**PS6OR25**	**PS6P25**

Length	Red	White	Yellow
1'	**PS6R01**	**PS6W01**	**PS6Y01**
3'	**PS6R03**	**PS6W03**	**PS6Y03**
5'	**PS6R05**	**PS6W05**	**PS6Y05**
7'	**PS6R07**	**PS6W07**	**PS6Y07**
10'	**PS6R10**	**PS6W10**	**PS6Y10**
15'	**PS6R15**	**PS6W15**	**PS6Y15**
25'	**PS6R25**	**PS6W25**	**PS6Y25**

NEXTSPEED® SecureIT™ Patch Cord Accessories

Description	Catalog No.
Replacement locking pin removal tool	**HCSPTOOL1**
SecureIT plug kit; includes (12) sets of red and orange pins, (1) removal tool	**BCSPKT12**

Note: See color chart on page D2. Additional made-to-order lengths and configurations are available through Hubbell's Patch Cord Configuration program. Contact Customer Service at (800) 626-0005 to learn more.



Common Specifications

- Third party verified Category 5e component
- Plug optimized for high density switch ports
- Qualified to 150% of 802.3bt PoE current level
- 100% performance tested

NEXTSPEED® Standard Category 5e Patch Cords

Nominal O.D. 0.224"; single pack; 24-pack available up to 15' (add X24 to Catalog Number)

Length	Black	Blue	Gray	Green	Orange
1'	**HC5EBK01**	**HC5EB01**	**HC5EGY01**	**HC5EGN01**	**HC5EOR01**
3'	**HC5EBK03**	**HC5EB03**	**HC5EGY03**	**HC5EGN03**	**HC5EOR03**
5'	**HC5EBK05**	**HC5EB05**	**HC5EGY05**	**HC5EGN05**	**HC5EOR05**
7'	**HC5EBK07**	**HC5EB07**	**HC5EGY07**	**HC5EGN07**	**HC5EOR07**
10'	**HC5EBK10**	**HC5EB10**	**HC5EGY10**	**HC5EGN10**	**HC5EOR10**
15'	**HC5EBK15**	**HC5EB15**	**HC5EGY15**	**HC5EGN15**	**HC5EOR15**
20'	**HC5EBK20**	**HC5EB20**	**HC5EGY20**	**HC5EGN20**	**HC5EOR20**
25'	**HC5EBK25**	**HC5EB25**	**HC5EGY25**	**HC5EGN25**	**HC5EOR25**
Length	Pink	Purple	Red	White	Yellow
1'	**HC5EPK01**	**HC5EP01**	**HC5ER01**	**HC5EW01**	**HC5EY01**
3'	**HC5EPK03**	**HC5EP03**	**HC5ER03**	**HC5EW03**	**HC5EY03**
5'	**HC5EPK05**	**HC5EP05**	**HC5ER05**	**HC5EW05**	**HC5EY05**
7'	**HC5EPK07**	**HC5EP07**	**HC5ER07**	**HC5EW07**	**HC5EY07**
10'	**HC5EPK10**	**HC5EP10**	**HC5ER10**	**HC5EW10**	**HC5EY10**
15'	**HC5EPK15**	**HC5EP15**	**HC5ER15**	**HC5EW15**	**HC5EY15**
20'	**HC5EPK20**	**HC5EP20**	**HC5ER20**	**HC5EW20**	**HC5EY20**
25'	**HC5EPK25**	**HC5EP25**	**HC5ER25**	**HC5EW25**	**HC5EY25**

NEXTSPEED® Shielded Category 5e Patch Cords

Nominal O.D. 0.235"; single pack

Length	Blue	Gray	White
1'	**PS5E01B**	**PS5E01GY**	**PS5E01W**
3'	**PS5E03B**	**PS5E03GY**	**PS5E03W**
5'	**PS5E05B**	**PS5E05GY**	**PS5E05W**
7'	**PS5E07B**	**PS5E07GY**	**PS5E07W**
10'	**PS5E10B**	**PS5E10GY**	**PS5E10W**
15'	**PS5E15B**	**PS5E15GY**	**PS5E15W**
25'	**PS5E25B**	**PS5E25GY**	**PS5E25W**

Note: See color chart on page D2. Additional made-to-order lengths and configurations are available through Hubbell's Patch Cord Configuration program. Contact Customer Service at (800) 626-0005 to learn more.



Environmental

- Provides exact lengths and number of connections needed per application
- Eliminate unwanted cable and packaging on the job site



Strain Relief

Locking IDC stuffer cap provides superior strain relief



Performance and Reliability

100% factory qualified to support up to 2.5, 5 and 10GBASE-T applications for 5e, 6 and 6A respectively



Locking

SecureIT™ locking plug capable (use BCSPKT12 SecureIT plug kit with 12 locking pins included)

Standards

- ANSI/TIA-568-C.2 Category 6A component compliant
- ISO 11801 Class D, E and E_A compliant (Category 6A)
- Qualified for PoE++ IEEE 802.3bt
- UL Listed 1863

BIDnet Pre-Terminated Copper Trunk Assemblies are the ideal solution for data centers, open office and other applications where accuracy, reliability and performance are the most important factors. BIDnet assemblies provide simplicity for permanent links between switches, servers, patch panels, MUTOAs and zone distribution areas, enabling effortless moves, adds and changes to the infrastructure.

Jack to Open



Jack to Jack



Jack to Plug



All BIDnet Pre-Terminated Cable Assemblies are made-to-order items. Please call our Inside Sales team for lead-time and availability.
See page H6 for fiber assemblies.

Specifications

Jacks	Plugs	Available Options
• Nose contact material: beryllium copper with precious metal plating over nickel under-plating • Contact performance: confirmed over the full range of TIA plug deflection limits	• Mechanical: cable to plug tensile strength: 20+lb Mating cycles: 2000+ • Material: Plug body: polycarbonate UL 94-V0 • Contact: high strength copper alloy Plating: 50 micro-inch precious metal over 100 micro-inch under-plating • SecureIT™ plug capable	• Lengths: 10 to 295 feet • Legs: 1, 4, 6, 8 and 12 • Category: 5e, 6 and 6A • Connection: RJ45 jack; RJ45 plug; open end • Cable: Plenum, riser and LSZH • UTP: Category 5e, 6 and 6A • FTP: Category 6A (10GbE) • Color: Blue and white



COPPER

Cable

Hubbell's copper cables are specifically designed and balanced to provide a high-performance, end-to-end system that supports 4PPoE applications. All cables meet performance and budget needs, extending the life span of the infrastructure, which is backed by the Mission Critical® 25-Year Warranty.











Index

Copper Cable Overview.....E3
Category 6A Unshielded Solutions E4
Category 6 Unshielded Solutions.....E5
Category 5e Unshielded Solutions.....E7
Outside Plant Solutions.....E9
Shielded Solutions.....E10

Color Chart:

Black
Blue
Gray
Green
Orange
Pink
Purple
Red
White
Yellow

Unshielded Solutions

	Cable Type	Flame Rating	Catalog No.	Con-struction	Delivery (1,000 ft)	Conductor Gauge (AWG)	Sweep Tested to (MHz):	Nominal OD (in)	NVP (%)
Cat 6A	NEXTSPEED® ASCENT Category 6A Reduced Diameter Cable	Plenum	C6ASPDSxx	UTP	Reel in box	23	750	0.267	71
		Riser	C6ASRDSxx	UTP	Reel in box	23	750	0.275	66
	NEXTSPEED ASCENT Category 6A UTP Cable	Plenum	C6ASPxx	UTP	Spool	23	750	0.31	71
		Riser	C6ASRxx	UTP	Spool	23	750	0.228	68
Cat 6	NEXTSPEED Category 6E Enhanced UTP Cable	Plenum	C6ESPxx	UTP	Spool	23	750	0.22	70
		Riser	C6ESRxx	UTP	Spool	23	750	0.24	68
	NEXTSPEED Category 6 UTP Cable	Plenum	C6RPxx	UTP	REELEX box	23	550	0.20	70
		Riser	C6RRxx	UTP	REELEX box	23	550	0.21	68
	NEXTSPEED Category 6 LINK UTP Cable	Plenum	HC6RPExx	UTP	REELEX box	23	500	0.19	73
		Riser	HC6RRExx	UTP	REELEX box	23	500	0.20	70
Cat 5e	NEXTPOWER Category 5e Limited Power 4 PPoE Cable	Plenum	C5ELPPxx	UTP	Reel in box	22	350	0.23	74
		Riser	C5ELPRxx	UTP	Reel in box	22	350	0.23	71
	NEXTSPEED Category 5e UTP Cable	Plenum	C5EPRPxx	UTP	REELEX box	24	400	0.19	70
		Riser	C5EPRRxx	UTP	REELEX box	24	400	0.19	68
	Category 5e UTP Cable	Plenum	C5ERPxx	UTP	REELEX box	24	350	0.18	70
		Riser	C5ERRxx	UTP	REELEX box	24	350	0.18	68

Shielded Solutions

Cat 6A	NEXTSPEED ASCENT Category 6A Shielded Cable	Plenum	C6AFTPSPxx	F/UTP	Spool	23	660	0.28	70
		Riser	C6AFTPSRxx	F/UTP	Spool	23	660	0.29	68
Cat 6	NEXTSPEED Category 6 Shielded Cable	Plenum	C6FTPSPxx	F/UTP	Spool	23	550	0.28	70
			C6FTPSRxx	F/UTP	Spool	23	550	0.29	68

Outside Plant Solutions

Cat 6A	NEXTSPEED Ascent Category 6A OSP Cable	N/A	C6ASOPBK	F/UTP	Spool	23	500	0.36	67
Cat 6	NEXTSPEED Category 6 OSP Cable	N/A	C6SOPBK	UTP	Spool	24	250	0.25	63

Note: Other delivery options may be available; contact Customer Service

Cable Conduit Fill Quick Reference Guide

	Conduit Trade Size (in)						
Nominal Cable OD (in)	¾"	1"	1¼"	1½"	2"	3"	4"
0.19"	7	11	19	26	43	95	163
0.20"	6	11	19	25	42	94	162
0.21"	6	10	17	23	38	85	147
0.23"	5	8	13	18	30	66	113
0.27"	3	6	10	13	22	49	83
0.29"	3	5	9	12	20	44	77
0.31"	3	4	8	10	17	37	64

Note: Chart is designed to be a quick reference guide, not to replace full cable fill calculation based on actual size of conduit. Based on 40% initial fill factor.





TEMPERATURE INCREASE AND POWER EFFICIENCY
for a Bundle of 100 Cables with 100W Injected

Temperature Rise in a 100-Cable Bundle	Power Efficiency on 100m at Max Temp
8.2°C	82.8% at 53.2°C

Specifications

- Reduced Diameter Jacket (Plenum) 0.267 O.D.; (Riser) 0.275 O.D.
- Sweep tested to 750MHz
- Conductor: 23 AWG solid bare copper
- 7dB alien crosstalk headroom

Standards

- UL Verified TIA 568.2-D Category 6A cable
- ISO 11801 Class E_A Category 6A cable
- UL Listed CMP-LP: 0.6A; CMR-LP: 0.5A
- IEEE 802.3af (PoE), IEEE 802.3at (PoE+), IEEE 802.3bt (4PPoE Type 3 and 4)
- 10BASE-T through IEEE 802.3an 10GBASE-T Ethernet

NEXTSPEED® Ascent Category 6A Reduced Diameter (RD) Cable, 1000 Feet

NVP: Plenum 71%, Riser 66%

	Plenum		Riser	
Color	Reel in a Box	Spool	Reel in a Box	Spool
Black	**C6ASPDSBK**	**C6ASPPDSBK**	**C6ASRDSBK**	**C6ASPRDSBK**
Blue	**C6ASPDSB**	**C6ASPPDSB**	**C6ASRDSB**	**C6ASPRDSB**
Gray	**C6ASPDSGY**	**C6ASPPDSGY**	**C6ASRDSGY**	**C6ASPRDSGY**
Green	**C6ASPDSGN**	**C6ASPPDSGN**	**C6ASRDSGN**	**C6ASPRDSGN**
Orange	**C6ASPDSOR**	**C6ASPPDSOR**	**C6ASRDSOR**	**C6ASPRDSOR**
Purple	**C6ASPDSP**	**C6ASPPDSP**	**C6ASRDSP**	**C6ASPRDSP**
Red	**C6ASPDSR**	**C6ASPPDSR**	**C6ASRDSR**	**C6ASPRDSR**
White	**C6ASPDSW**	**C6ASPPDSW**	**C6ASRDSW**	**C6ASPRDSW**
Yellow	**C6ASPDSY**	**C6ASPPDSY**	**C6ASRDSY**	**C6ASPRDSY**







Specifications

- Application: third party qualified for 10 Gigabit Ethernet transmission IEEE 802.3an
- Qualified up to IEEE 802.3bt
- Outer jacket nominal O.D.: 0.310 max
- Conductor: 23 AWG solid bare copper

Standards

- UL Verified TIA 568.2-D Category 6A cable
- ISO 11801 Class E_A Category 6A cable
- UL Listed

NEXTSPEED® Ascent Category 6A UTP Cable

NVP: Plenum 71%, Riser 68%

Color	Plenum Spool	Riser Spool
Black	**C6ASPBK**	**C6ASRBK**
Blue	**C6ASPB**	**C6ASRB**
Gray	**C6ASPGY**	**C6ASRGY**
Green	**C6ASPGN**	**C6ASRGN**
Orange	**C6ASPOR**	**C6ASROR**
Purple	**C6ASPP**	**C6ASRP**
White	**C6ASPW**	**C6ASRW**
Yellow	**C6ASPY**	**C6ASRY**



See color chart on page B2



Specifications

- Overall jacket O.D.: 0.22 (Plenum); 0.24 (Riser)
- Conductor: 23 AWG solid bare copper
- Sweep tested to 750 MHz
- Maximum performance and guaranteed headroom above Category 6 parameters: 8 dB over TIA standards at 250 MHz (PS)NEXT, (PS)ACR, (PS)ELFEXT

Standards

- ANSI/TIA 568.2-D and ISO/IEC 11801 Class E Category 6 cabling
- 10BASE-T through 1000BASE-T, 10GBASE-T per TSB-155
- IEEE 802.3af (PoE), IEEE 802.3at (PoE+), IEEE 802.3bt (4PPoE Type 3 and 4)
- UL Listed

NEXTSPEED® Category 6E Enhanced UTP Cable

NVP: Plenum 70%, Riser 68%

Color	Plenum Spool	Riser Spool
Black	**C6ESPBK**	**C6ESRBK**
Blue	**C6ESPB**	**C6ESRB**
Gray	**C6ESPGY**	**C6ESRGY**
Green	**C6ESPGN**	**C6ESRGN**
Orange	**C6ESPOR**	**C6ESROR**
Purple	**C6ESPP**	**C6ESRP**
White	**C6ESPW**	**C6ESRW**
Yellow	**C6ESPY**	**C6ESRY**





Specifications

- Overall jacket O.D.: 0.20 (Plenum); 0.21 (Riser)
- Conductor: 23 AWG solid bare copper
- Sweep tested to 550 MHz
- Maximum performance and guaranteed headroom above Category 6 parameters: 8 dB over TIA standards at 250 MHz (PS)NEXT, (PS)ACR, (PS)ELFEXT

Standards

- ANSI/TIA 568.2-D and ISO/IEC 11801 Class E Category 6 Cabling
- 10BASE-T through 1000BASE-T, 10GBASE-T per TSB-155
- IEEE 802.3af (PoE), IEEE 802.3at (PoE+), IEEE 802.3bt (4PPoE Type 3 and 4)
- UL Listed

NEXTSPEED® Category 6 UTP Cable

NVP: Plenum 70%, Riser 68%

Color	Plenum REELEX® Box	Riser REELEX® Box
Black	**C6RPBK**	**C6RRBK**
Blue	**C6RPB**	**C6RRB**
Gray	**C6RPGY**	**C6RRGY**
Green	**C6RPGN**	**C6RRGN**
Orange	**C6RPOR**	**C6RROR**
Pink	**C6RPP**	**C6RRP**
Purple	**C6RPPK**	**C6RRPK**
Red	**C6RPR**	**C6RRR**
White	**C6RPW**	**C6RRW**
Yellow	**C6RPY**	**C6RRY**





Specifications

- Overall jacket O.D.: 0.19 (Plenum); 0.20 (Riser)
- Conductor: 23 AWG solid bare copper
- Sweep tested to 500 MHz
- Guaranteed Category 6 performance

Standards

- ANSI/TIA 568.2-D and ISO/IEC 11801 Class E Category 6 Cabling
- 10BASE-T through 1000BASE-T
- IEEE 802.3af (PoE), IEEE 802.3at (PoE+), IEEE 802.3bt (4PPoE Type 3 and 4)
- UL Listed

NEXTSPEED® Link 6 UTP Cable

4-pair; NVP: Plenum 70%, Riser 68%

Color	Plenum REELEX® Box	Riser REELEX® Box
Black	**HC6RPEBK**	**HC6RREBK**
Blue	**HC6RPEB**	**HC6RREB**
Gray	**HC6RPEGY**	**HC6RREGY**
Green	**HC6RPEGN**	**HC6RREGN**
Orange	**HC6RPEOR**	**HC6RREOR**
Pink	**HC6RPEP**	**HC6RREP**
Purple	**HC6RPEPK**	**HC6RREPK**
Red	**HC6RPER**	**HC6RRER**
White	**HC6RPEW**	**HC6RREW**
Yellow	**HC6RPEY**	**HC6RREY**



Note: All category rated cable is packaged in 1000 foot quantities. Made-to-order colors available.
REELEX® is licensed and patented by Windings Inc.



Specifications

- Overall jacket O.D.: 0.23 (Plenum and Riser)
- Conductor: 22 AWG solid bare copper
- Sweep tested to 350 MHz
- CMP and CMP-LP: 0.6A, FR, low-smoke PVC
- CMR and CMR-LP: 0.5A, FR PVC
- 4PPoE Application Assurance up to 100W
- Maximum temperature rise of 8.5°C when tested to 100W in severe temperature conditions in a bundle of 100 cables
- 88% power efficiency over 100 meters

Standards

- ANSI/TIA 568.2-D and ISO/IEC 11801 Category 5e Cabling
- 10BASE-T through 1000BASE-T
- IEEE 802.3af (PoE), IEEE 802.3at (PoE+), IEEE 802.3bt (4PPoE Type 3 and 4)
- UL/c(UL) Listed, LP Listed

NEXTPOWER Category 5e Limited Power 4PPoE Cable

NVP: Plenum 74%, Riser 71%

Color	Plenum Reel in Box	Riser Reel in Box
Black	**C5ELPPBK**	**C5ELPRBK**
Blue	**C5ELPPB**	**C5ELPRB**
Gray	**C5ELPPGY**	**C5ELPRGY**
Green	**C5ELPPGN**	**C5ELPRGN**
Orange	**C5ELPPOR**	**C5ELPROR**
Purple	**C5ELPPP**	**C5ELPRP**
Red	**C5ELPPR**	**C5ELPRR**
White	**C5ELPPW**	**C5ELPRW**
Yellow	**C5ELPPY**	**C5ELPRY**



Note: All category rated cable is packaged in 1000 foot quantities. Made-to-order colors available.



Specifications

- Overall jacket O.D.: 0.19 (Plenum and Riser)
- Conductor: 24 AWG solid bare copper
- Sweep tested to 400 MHz
- Guaranteed headroom above Category 5e parameters

Standards

- ANSI/TIA 568.2-D and ISO/IEC 11801 Category 5e Cabling
- 10BASE-T through 1000BASE-T
- UL Listed

NEXTSPEED® Category 5e UTP Cable

NVP: Plenum 70%, Riser 68%

Color	Plenum REELEX® Box	Riser REELEX® Box
Blue	**C5EPRPB**	**C5EPRRB**
Gray	**C5EPRPGY**	**C5EPRRGY**
Green	**C5EPRPGN**	**C5EPRRGN**
Orange	**C5EPRPOR**	**C5EPRROR**
Purple	**C5EPRPP**	**C5EPRRP**
White	**C5EPRPW**	**C5EPRRW**
Yellow	**C5EPRPY**	**C5EPRRY**





Specifications

- Overall jacket O.D.: 0.18 (Plenum and Riser)
- Conductor: 24 AWG solid bare copper
- Sweep tested to 350 MHz

Standards

- ANSI/TIA 568.2-D and ISO/IEC 11801 Category 5e Cabling
- 10BASE-T through 1000BASE-T
- UL Listed

Category 5e UTP Cable

NVP: Plenum 70%, Riser 68%

Color	Plenum REELEX® Box	Riser REELEX® Box
Blue	**C5ERPB**	**C5ERRB**
Gray	**C5ERPGY**	**C5ERRGY**
Green	**C5ERPGN**	**C5ERRGN**
Orange	**C5ERPOR**	**C5ERROR**
Purple	**C5ERPP**	**C5ERRP**
White	**C5ERPW**	**C5ERRW**
Yellow	**C5ERPY**	**C5ERRY**



Note: All category rated cable is packaged in 1000 foot quantities. Made-to-order colors available.
REELEX® is licensed and patented by Windings Inc.



Specifications

- Rugged polyolefin outer jacket; nominal O.D.: 0.36"
- Conductor: 23 AWG solid bare copper
- SAP impregnated aramid yarns
- F/UTP construction: polyester backed aluminum foil shield
- Polyolefin inner jacket
- Non-conductive, water-blocking gel
- Increased operating temperature range: -40C to 70C (-40F to 158F)

Standards

- TIA 568.2-D Category 6A Cable

NEXTSPEED® Category 6A OSP Outdoor Cable

NVP: 67%

Color	Spool
Black	**C6ASOPBK**





Specifications

- Rugged polyolefin outer jacket; nominal O.D.: 0.25"
- Conductor: 24 AWG solid bare copper
- Non-conductive, water-blocking gel
- UTP construction
- Increased operating temperature range: -40C to 70C (-40F to 158F)

Standards

- TIA 568.2-D Category 6 Cable

NEXTSPEED® Category 6 OSP Outdoor Cable

NVP: 63%

Color	Spool
Black	**C6SOPBK**







Specifications

- Outer jacket nominal O.D.: 0.28" (Plenum), 0.29" (Riser)
- Conductor: 23 AWG solid bare copper
- Polyester backed aluminum foil shield
- Application: third party qualified for 10 Gigabit Ethernet transmission IEEE 802.3an
- Qualified for PoE IEEE 802.3bt

Standards

- UL Verified TIA 568.2-D Category 6A cable
- ISO 11801 Class E_A Category 6A cable
- UL Listed

NEXTSPEED® Ascent Category 6A FTP Cable

NVP: Plenum 70%, Riser 68%

Color	Plenum Spool	Riser Spool
Blue	**C6AFTPSPB**	**C6AFTPSRB**
Gray	**C6AFTPSPGY**	**C6AFTPSRGY**
Green	**C6AFTPSPGN**	**C6AFTPSRGN**
White	**C6AFTPSPW**	**C6AFTPSRW**
Yellow	**C6AFTPSPY**	**C6AFTPSRY**





Specifications

- Outer jacket nominal O.D.: 0.28 (Plenum); 0.29 (Riser)
- Conductor: 23 AWG solid bare copper
- Polyester backed aluminum foil shield

Standards

- TIA 568.2-D Category 6 cable
- ISO 11801 Class E Category 6 cable
- UL Listed

NEXTSPEED® Ascent Category 6 F/UTP Cable

NVP: Plenum 70%, Riser 68%

Color	Plenum Spool	Riser Spool
Blue	**C6FTPSPB**	**C6FTPSRB**
Gray	**C6FTPSPGY**	**C6FTPSRGY**
Green	**C6FTPSPBK**	**C6FTPSRGN**
White	**C6FTPSPW**	**C6FTPSRW**
Yellow	**C6FTPSPY**	**C6FTPSRY**





AV

Hubbell iSTATION products provide a consistent and practical solution for delivering all types of connections. The Hubbell iSTATION system enables convergence by locating AV solutions where you need them, from the floor to the ceiling, or the wall to the furniture. The Hubbell iSTATION approach makes adding a connection effortless while maintaining a clean, uniform look.











Index

Digital AV Over UTP.....F3
Frames, Modules and AV Wallboxes.....F5
Frames and AV Wallboxes.....F6
Frames and Modules.....F7
VGA Plug-n-Play, Modules and Cords.....F8
Pro-Audio D-Style Connections.....F9
Digital AV Connections.....F10
Video Connections.....F11
AV Connections.....F12
Audio Connections.....F13
Unlimited Voice, Data and AV Connection Delivery.....F14

Color Chart:

Black	Gray	Ivory	Orange	White
Blue	Green	Light Almond/ Office White*	Red	Yellow

Note: Light Almond is the same color as Office White



Long Range HDMI 4K, IR, USB 2.0, RS232 Extender

Features

- Locating a display device up to 328 feet (100m) away is as simple as pulling one UTP cable to a drop
- Terminate with one Category 6A, 6 or 5e UTP or shielded, plenum or non-plenum cable
- Auto-switching transmitters supports up to three inputs over one cable run
- HDMI 19-pin, Type A, female connector, gold plated 2μ"

Standards

- Listed UL 1863
- USB 2.0 high speed
- HDMI
- RoHS compliant



Termination
Quick, reliable 110 punch down termination



4K UHD Extension
Supports high resolution displays up to 328 feet (100m) away from the source equipment



Standard Opening
Decorator or Hubbell iSTATION snap-in



In-Wall AV Power Supply

Specifications

- Electrical ratings: 15A, 125V AC
- Input voltage: 125V AC, 60Hz
- Output voltage: 5A, 5V DC
- Circuit feed-through 20A, 125V

Standards

- cULus listed to UL498 and UL1310



Rear 5V DC Leads
Powers AV components in the wall for a clean, professional appearance



Integrated Power Supply
Switchable 5V DC 5A power supports multiple devices



USB Charging Port
Charging convenience and device power; green LED power indicator



①

Specifications

- Punch down 110 style termination
- Connectors: HDMI 19-pin, Type A, female connector, gold plated 2μ"
- IDC Contact: phosphor bronze with tin plating over nickel under plating
- Material: powder coated cold rolled steel and high-impact thermoplastic



②



③



④



⑤



⑥

4K UHD HDBaseT™ Frames and Modules

4K HDMI, USB, 3.5mm audio, RS232, IR extender, black, single 4-pair UTP cable installation, up to 328ft (100m); 5V DC Power Supply required on each end (sold separately)

Description	Catalog No.
Kit	**ISFHD4BK**
Transmitter	① **ISFHDT4BK**
Receiver	**ISFHDR4BK**

HDBaseT™ AV Switching Transmitters

Auto-switching AV HDBaseT transmitters with USB, RS232, IR, black, single 4-pair UTP cable installation; combine with ISFHDR4BK to complete system; 5V DC power supply required on each end (sold separately)

Description	Catalog No.
(1) VGA, (1)HDMI Transmitter	③ **ISFHDT421BK**
(3) HDMI Transmitter	**ISFHDT431BK**

Tamper-Resistant Receptacle with 5V DC Output

Description	Color	Catalog No.
USB charger TR receptacle, (1) USB port 5A, 5V DC output, 15A, 125V AC decorator duplex	Black	**AVPS152BK**
	Ivory	**AVPS152I**
	Gray	**AVPS152GY**
	Office White	**AVPS152LA**
	White ⑤	**AVPS152W**

HDMI Non-Active Horizontal Patch Cords

24AWG, black, non-plenum

Description	Catalog No.
3 foot	⑥ **HDPC03BK**
6 foot	**HDPC06BK**

1080P HDMI 110 UTP Extenders

(2) 4-pair UTP cable installation, 5V DC, up to 147ft (45m) depending upon type of cable used

Color	Decorator	2 Unit Module
Black	**ISFH110BK**	**IMH110ST2BK**
Ivory	**ISFH110EI**	**IMH110ST2EI**
Gray	**ISFH110GY**	**IMH110ST2GY**
Office White	**ISFH110OW**	**IMH110ST2OW**
White	② **ISFH110W**	**IMH110ST2W**

Note: Includes send and receive pair and 5V DC power supply

USB 2.0 High Speed 110 Extenders, 100ft

Description	Color	1.5 Unit Module
4-pair UTP cable installation, 5V DC up to 100ft (305m)	Black	**IMU11015BK**
	Ivory	**IMU11015EI**
	Gray	**IMU11015GY**
	Office White ④	**IMU11015OW**
	White	**IMU11015W**

Note: Includes send and receive pair and 5V DC power supply

External 5V DC Power Supply

Catalog No.	**HDMIDC5V**

Infrared Emitter and Receiver Kit

Catalog No.	**AVIR**

AV Panel

Flat, 2U, (8) single gang decorator openings, horizontal mount, Black	**HPD8**

HDBaseT is a trademark of the HDBaseT Alliance.

See color chart on page F2. Modules and frames are featured on pages F9–F10.

Hubbell iSTATION Multi-Service Frame



Hubbell iSTATION Frames accept three units of module combinations in a single-gang opening.

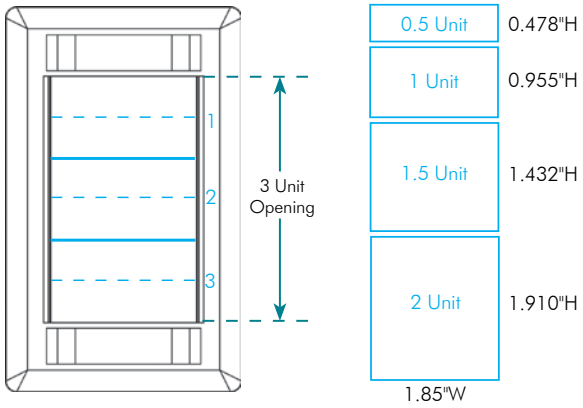

Specifications

- Decorator versions: UL Rated for power
- One to four gang
- Compatible with all Hubbell iSTATION modules and keystone connections
- Supplied with paper labels, clear covers and color-matched screw covers

Gangable AV Wallbox



Specifications

- 2- and 3-gang options
- Knockouts from ½ inch up to 2 inch
- NEMA spaced device mounting accepts industry standard wallplates
- Raised ground provisions in each gang
- 4 inches deep to accept practically any device



Gangable
Design allows for an infinite number of options



Multi-Service
Ideal for delivering power, low voltage and AV in the same box



Capacity
4-inch depth accommodates large cables and bend radii



① ② ③ ④ ⑤ ⑥

Hubbell iSTATION Modular Face Plate Frames

Single-service, low voltage

Color	1-Gang	2-Gang	3-Gang	4-Gang
Black	**IMF1BK**	**IMF2BK**	**IMF3BK**	**IMF4BK**
Ivory	**IMF1EI**	**IMF2EI**	**IMF3EI**	**IMF4EI**
Gray	**IMF1GY**	**IMF2GY**	**IMF3GY**	**IMF4GY**
Office White ①	**IMF1OW**	**IMF2OW**	**IMF3OW**	**IMF4OW**
White	**IMF1W**	**IMF2W**	**IMF3W**	**IMF4W**

Multi-service, power and low voltage

Color	2-Gang Decorator	1-Gang Decorator 1-Gang iSTATION	1-Gang Decorator 2-Gang iSTATION	1-Gang Decorator 3-Gang iSTATION	2-Gang Decorator 2-Gang iSTATION
Black	**IMFP2BK**	**IMFP1D1BK**	**IMFP1D2BK**	**IMFP1D3BK**	**IMFP2D2BK**
Ivory	**IMFP2EI**	**IMFP1D1EI**	**IMFP1D2EI**	**IMFP1D3EI**	**IMFP2D2EI**
Gray	**IMFP2GY**	**IMFP1D1GY**	**IMFP1D2GY**	**IMFP1D3GY**	**IMFP2D2GY**
Office White ②	**IMFP2OW**	**IMFP1D1OW**	**IMFP1D2OW**	**IMFP1D3OW**	**IMFP2D2OW**
White	**IMFP2W**	**IMFP1D1W**	**IMFP1D2W**	**IMFP1D3W**	**IMFP2D2W**

Hubbell iSTATION Stainless Steel Wallplates

1-Gang	2-Gang	3-Gang	4-Gang
IMSS1 ③	**IMSS2**	**IMSS3**	**IMSS4**

Delivery Bezels and Modules

Color	Raceway Bezel	Hubbell iSTATION Bezel for Third-Party Raceway	Furniture Boxes
Black	–	–	**HBLIMFBK**
Ivory	–	–	**HBLIMFI**
Gray	**KPIMBZGY**	**HWAPLGY**	**HBLIMFGY**
Office White ④	**KPIMBZOW**	**HWAPLOW**	–
White	–	**HWAPLW**	**HBLIMFWA**

Third-Party Raceway Modules

Unloaded, 2-port, 10-pack

Color	Catalog No.
Black	**HWM2KBK10**
Ivory*	**HWM2KI10**
Gray ⑤	**HWM2KGY10**
White	**HWM2KW10**

**Matches Hubbell Office White*

Two and Three Gangable AV Wallboxes

Box	Dimensions	Top Knockouts	Bottom Knockouts	Back Knockouts	Catalog No.
2-Gang, 2" KO, 54in³ capacity	H: 4.21" W: 4.06" D: 4.0"	(2) ½" (2) ½" – ¾" TKO*	(1) 1", 1¼", 1½" and 2"	(2) ½" – ¾" TKO	**HBL985**
3-Gang, 2" KO, 79in³ capacity	H: 4.21" W: 5.87" D: 4.0"	(3) ½" (3) ½" – ¾" TKO*	(1) ½" (1) ½" – ¾" TKO* (1) 1", 1¼", 1½" and 2"	(3) ½" – ¾" TKO	⑥ **HBL986**

**TKO (tangential knockout)*

Low Voltage AV Wallbox Partitions

Compatible With	Description	Quantity	Catalog No.
HBL985 and HBL986	Solid divider	1	**HBL989**
	With pass-thru capability	1	**HBL989AVD**



① ② ③ ④ ⑤ ⑥ ⑦

Keystone Modules, Unloaded

	1 Unit		1.5 Unit			
Color	Flat, 1-Port	Flat, 2-Port	Angled, 1-Port	Angled, 2-Port	Recessed, Angled, 1-Port	Recessed, Angled, 2-Port
Black	**IM1K1BK**	**IM2K1BK**	**IM1KA15BK**	**IM2KA15BK**	**IM1IA15BK**	**IM2IA15BK**
Ivory	**IM1K1EI**	**IM2K1EI**	**IM1KA15EI**	**IM2KA15EI**	**IM1IA15EI**	**IM2IA15EI**
Gray	**IM1K1GY**	**IM2K1GY**	**IM1KA15GY**	**IM2KA15GY**	**IM1IA15GY**	**IM2IA15GY**
Office White ①	**IM1K1OW**	**IM2K1OW**	**IM1KA15OW**	**IM2KA15OW**	**IM1IA15OW**	**IM2IA15OW**
White	**IM1K1W**	**IM2K1W**	**IM1KA15W**	**IM2KA15W**	**IM1IA15W**	**IM2IA15W**

Blank HD15/9-Pin or HDMI Modules

	1 Unit	1.5 Unit
Color	Flat, HD15/9-Pin or HDMI	Angled, HD15/9-Pin or HDMI
Black	**IMBDS1BK**	**IMBDSA15BK**
Ivory	**IMBDS1EI**	**IMBDSA15EI**
Gray	**IMBDS1GY**	**IMBDSA15GY**
Office White ② ③	**IMBDS1OW**	**IMBDSA15OW**
White	**IMBDS1W**	**IMBDSA15W**

VGA and 3.5mm HD AV Extender

Extend up to 75ft (23m) over two 4-pair UTP cables, 1.5 unit

Color	Catalog No.
Black	**IM15311015BK**
Ivory	**IM15311015EI**
Gray	**IM15311015GY**
Office White ④	**IM15311015OW**
White	**IM15311015W**

Note: Includes send and receive pair

Blank HD15/9-Pin or HDMI Frames

Color	1-Port	Recessed, 1-Port	2-Port
Black	**ISFB15BK**	**ISFBR15BK**	**ISFB215BK**
Ivory	**ISFB15EI**	**ISFBR15EI**	**ISFB215EI**
Gray	**ISFB15GY**	**ISFBR15GY**	**ISFB215GY**
Office White ⑤	**ISFB15OW**	**ISFBR15OW**	**ISFB215OW**
White	**ISFB15W**	**ISFBR15W**	**ISFB215W**

Blank Modules

Color	0.5 Unit	1 Unit	1.5 Unit
Black	**IMB05BK**	**IMB1BK**	**IMB15BK**
Ivory	**IMB05EI**	**IMB1EI**	**IMB15EI**
Gray	**IMB05GY**	**IMB1GY**	**IMB15GY**
Office White ⑥	**IMB05OW**	**IMB1OW**	**IMB15OW**
White	**IMB05W**	**IMB1W**	**IMB15W**

SC Angled Modules

Color	1.5 Unit, 1 Duplex	2 Unit, 2 Duplex
Black	**IM1SCA15BK**	**IM2SCA2BK**
Ivory	**IM1SCA15EI**	**IM2SCA2EI**
Gray	**IM1SCA15GY**	**IM2SCA2GY**
Office White ⑦	**IM1SCA15OW**	**IM2SCA2OW**
White	**IM1SCA15W**	**IM2SCA2W**

Note: Light Almond is the same color as Office White; see color chart on page F2



Specifications

- 5 mini coax, 28AWG, 75Ω
- Connector OD: 0.50"
- Cable OD: 0.32"
- 100% factory tested

Standards

- UL Rated CMP and CMR
- Patch cord cable: UL Rated CM
- UL Listed: 1863

VGA Plug-n-Play X-End Connections

Female X-End 8-pin to female 15-pin



	Straight 180°	Angled 45°	Angled 90°	8" tail
Single Pack	**15S6P1**	**15A6P1**	**15N6P1**	**15T6P1**

Female X-End 8-pin to male 15-pin



8" tail plenum
15MP6P1

AV Plug-n-Play X-End Horizontal Cable Runs

	Male X-End 8-pin, black	Male X-End 8-pin to male 3.5mm, black
Length (ft)	Plenum, 8-pin	Plenum, 8-pin, with 3.5mm
15'	**VGA6P15BK**	**VGA36P15BK**
25'	**VGA6P25BK**	**VGA36P25BK**
35'	**VGA6P35BK**	**VGA36P35BK**
50'	**VGA6P50BK**	**VGA36P50BK**
75'	**VGA6P75BK**	**VGA36P75BK**
100'	**VGA6P100BK**	**VGA36P100BK**

Contact Customer Service for custom lengths; minimum quantities and lead times may apply



OPTISOK®

OPTISOK pulling grip contains and protects the X-End connector bundle and saves time and labor by making job easier while protecting the connectors from possible damage during the pull. The OPTISOK has been designed to pull cables through conduits, plenums, under-floor duct, office partitions and raised access floors.

Bundle Size Range	Catalog No.
0.125–0.562"	**CCPS1**
0.250–0.750"	**CCPS2**



X-End Keystone Snap Fit Connectors

Female keystone 8-pin to female X-End 8-pin, black

Description	Catalog No.
Keystone, 4" tail	**SFAVCT**







Specifications

- Connectors: gold-plated 2µ"
- Shell: XLR, ¼", 1394 and USB zinc die-cast
- Shell : speakON® polyamide

Pro-Audio Connections

10-pack		
Screw Term	XLR, 3-Pole Locking	**XLRST10**
Solder	XLR 3-Pole Locking	**XLR10**
	speakON® Female	**SC10**
Pass-Thru	USB 2.0, A-to-B	**USB10**



Loaded Pro-AV Modules

Color	Mini XLR, 3-Pole, Solder, 1 Unit	15-Pin Screw Term, 3.5mm Stereo Jack Screw Term, XLR Screw Term, 2 Unit
Black	**IMXLRM1BK**	–
Ivory	**IMXLRM1EI**	–
Gray	**IMXLRM1GY**	–
Office White	–	**IM153X2OW**
White	**IMXLRM1W**	–



Blank AV Panel Mount Modules

1.5 unit, 10-pack	
Color	Catalog No.
Black	**IMAVB15BK**
Ivory	**IMAVB15EI**
Gray	**IMAVB15GY**
Office White	**IMAVB15OW**
White	**IMAVB15W**



Pro-AV Panel Mount Patch Panels, Unloaded

Type	Opening Size	Width Inches (mm)	Height Inches (mm)	No. of Connectors	Catalog No.
Flat	Pro-AV	19" (483)	1U, 1.75" (45)	16	**PAV16**
			2U, 3.50" (89)	32	**PAV32**
Angled	Pro-AV	19" (483)	1U, 1.75" (45)	16	**PAVA16**
			2U, 3.50" (89)	32	**PAVA32**



speakON is a registered trademark of Neutrik AG.

See color chart on page F2.

RJ-45 Couplers

Female to female couplers






Housing Color	Category 6, Pass-Thru	Category 5e, Pass-Thru	Category 5e, Cross Over 10/100BASE-T
Black	**SFC6BK**	**SFC5EBK**	**–**
Gray	**–**	**–**	**SF5ECOGY**
White	**SFC6W**	**SFC5EW**	**–**

Category 6, Shielded Pass-Thru	
Lead free tinned shield	**SFSC6**

USB Connectors

Pass-thru, female to female couplers






Housing Color	USB 3.0, A to A	USB 3.0, A to B	USB 2.0, A to A	USB 2.0, A to B
Black	**SFUSBAA3BK**	**SFUSBAB3BK**	**–**	**–**
Blue	**–**	**–**	**SFUSBAAB**	**SFUSBABB**
Office White	**–**	**–**	**SFUSBAAOW**	**SFUSBABOW**
White	**–**	**–**	**SFUSBAAW**	**SFUSBABW**

HDMI 4K Connectors for IMB and ISFB Series Blanks





Color	HDMI Keystone Feed-Thru	HDMI Feed-Thru Coupler	HDMI Feed-Thru 3-Inch Tail
Black	**SFHC14BK**	**HDMIC14**	**HDMIT14**
White	**SFHC14W**	**–**	**–**

HDMI 4K Decorator Frames




Color	1-Port	2-Port
Black	**NS801BK**	**NS802BK**
Ivory	**NS801I**	**NS802I**
Gray	**NS801GY**	**NS802GY**
Light Almond	**NS801LA**	**NS802LA**
White	**NS801W**	**NS802W**

HDMI Non-Active Horizontal Patch Cords

Black, non-plenum, 24AWG, HDMI 4K



Length (ft)	HDMI Device Patch Cords
3'	**HDPC03BK**
6'	**HDPC06BK**



Length (ft)	In-Wall Cords (Male to Male w/ Screws)
10'	**HDH10BK**
15'	**HDH15BK**
20'	**HDH20BK**
25'	**HDH25BK**
30'	**HDH30BK**

Modules and frames are featured on pages F9–F10.

F-Type Connectors

Pass-thru, F/F coupler







	Nickel	Gold			
Color	2GHz	3GHz	2GHz	Recessed	RCA to F-Connector
Black	**SFFBX**	**SFF3GBK**	**SFFGBK**	**SFGRFBK**	**SFRFGBK**
Ivory	**SFFEX**	**SFF3GEI**	**SFFGEI**	**SFGRFEI**	**SFRFGEI**
Gray	**SFFGX**	**SFF3GGY**	**SFFGGY**	**SFGRFGY**	**SFRFGGY**
Office White	**SFFX**	**SFF3GOW**	**SFFGOW**	**SFGRFOW**	**SFRFGOW**
White	**SFFWX**	**SFF3GW**	**SFFGW**	**SFGRFW**	**SFRFGW**

RCA Connectors, 110 Punch-Down

Extend up to 75ft (23m) over single 4-pair UTP cable; housing color is black

Insulator Color	Catalog No.
Blue	**SFRC110B**
Green	**SFRC110GN**
Red	**SFRC110R**
White	**SFRC110W**
Yellow	**SFRC110Y**



Screw Terminals

	Catalog No.
HD 15-pin; single pack	**15ST10**
HD 15-pin; keystone front mount; 10-pack	**SF15ST**




3.5mm to 110 Termination Stereo Jack

Extend up to 75ft (23m) over single 4-pair UTP cable

Color	3.5mm to 110 Termination
Black	**SF35110BK**



Gender Changer

Female to female couplers

	HD 15-Pin
10-Pack	**15GC10**



S-Video Connection

Extend up to 75ft (23m) over single 4-pair UTP cable

Color	S-video to 110 Termination
Black	**SFSV110BK**



F-Connector Plug

	Catalog No.
Compression termination; RG6 cable; 25-pack	**FRG625**



Blank Connectors

10-pack




Color	Blank Connector	Smooth Blank Connector
Black	**SFBB10**	**SFSBBK10**
Ivory	**SFBE10**	**SFSBEI10**
Gray	**SFBG10**	**SFSBGY10**
Light Almond*	**–**	**SFSBLA10**
Office White*	**SFB10**	**–**
White	**SFBW10**	**SFSBW10**

**Light Almond is the same color as Office White. See color chart on page F2.*

RCA Connectors, Solder Termination

Insulator Color



Housing Color	Black	Blue	Green	Orange	Red	White	Yellow
Black	**SFRCBKBK**	**SFRCBBK**	**SFRCGNBK**	**SFRCORBK**	**SFRCRBK**	**SFRCWBK**	**SFRCYBK**
Ivory	**SFRCBKEI**	**SFRCBEI**	**SFRCGNEI**	**SFRCOREI**	**SFRCREI**	**SFRCWEI**	**SFRCYEI**
Gray	**SFRCBKGY**	**SFRCBGY**	**SFRCGNGY**	**SFRCORGY**	**SFRCRGY**	**SFRCWGY**	**SFRCYGY**
Office White	–	**SFRCBOW**	**SFRCGNOW**	**SFRCOROW**	–	–	–
White	**SFRCBKW**	**SFRCBW**	**SFRCGNW**	**SFRCORW**	**SFRCRW**	**SFRCWW**	**SFRCYW**

RCA Connectors, Pass-Thru, Recessed

Insulator Color



Housing Color	Black	Blue	Green	Orange	Red	White	Yellow
Black	**SFRCBKRBK**	**SFRCBRBK**	**SFRCGNRBK**	**SFRCORRBK**	**SFRCRRBK**	**SFRCWRBK**	**SFRCYRBK**
Ivory	**SFRCBKREI**	**SFRCBREI**	**SFRCGNREI**	**SFRCORREI**	**SFRCRREI**	**SFRCWREI**	**SFRCYREI**
Gray	**SFRCBKRGY**	**SFRCBRGY**	**SFRCGNRGY**	**SFRCORRGY**	**SFRCRRGY**	**SFRCWRGY**	**SFRCYRGY**
Office White	**SFRCBKROW**	**SFRCBROW**	**SFRCGNROW**	**SFRCORROW**	**SFRCRROW**	**SFRCWROW**	**SFRCYROW**
White	**SFRCBKRW**	**SFRCBRW**	**SFRCGNRW**	**SFRCORRW**	**SFRCRRW**	**SFRCWRW**	**SFRCYRW**

RCA Connectors, Pass-Thru, Gold, Female to Female Coupler

Insulator Color



Housing Color	Black	Blue	Green	Orange	Red	White	Yellow
Black	**SFRCBKFFBK**	**SFRCBFFBK**	**SFRCGNFFBK**	**SFRCORFFBK**	**SFRCRFFBK**	**SFRCWFFBK**	**SFRCYFFBK**
Electric Ivory	**SFRCBKFFEI**	**SFRCBFFEI**	**SFRCGNFFEI**	**SFRCORFFEI**	**SFRCRFFEI**	**SFRCWFFEI**	**SFRCYFFEI**
Gray	**SFRCBKFFGY**	**SFRCBFFGY**	**SFRCGNFFGY**	**SFRCORFFGY**	**SFRCRFFGY**	**SFRCWFFGY**	**SFRCYFFGY**
Office White	**SFRCBKFF**	**SFRCBFFOW**	**SFRCGNFFOW**	**SFRCORFFOW**	**SFRCRFF**	**SFRCWFF**	**SFRCYFF**
White	**SFRCBKFFW**	**SFRCBFFW**	**SFRCGNFFW**	**SFRCORFFW**	**SFRCRFFW**	**SFRCWFFW**	**SFRCYFFW**

Gold Pass-Through AV Modules

Female to female coupler, 1 unit

Color	RCA Composite Video with Left/Right Audio
Black	**IM3RF1BK**
Ivory	**IM3RF1EI**
Gray	**IM3RF1GY**
Office White	**IM3RF1OW**
White	**IM3RF1W**



Solder AV Modules

1 unit

Color	RCA Composite Video with Left/Right Audio
Black	**IM3RS1BK**
Ivory	**IM3RS1EI**
Gray	**IM3RS1GY**
Office White	**IM3RS1OW**
White	**IM3RS1W**



3.5mm Stereo Jacks





Color	3.5mm to Screw Terminal	3.5mm Pass-Thru, F/F Coupler	3.5mm Pass-Thru, Gold, F/F Coupler
Black	**SF35STBK**	**SF35FFBK**	**–**
Office White	**–**	**SF35FFOW**	**SF35GFFOW**
White	**–**	**SF35FFW**	**SF35GFFW**

1/4" Stereo Jack

Solder



Color	Catalog No.
Black	**SF14SJBK**
Ivory	**SF14SJEI**
Gray	**SF14SJGY**
Office White	**SF14SJOW**
White	**SF14SJW**

Gold Pass-Through Speaker Post Modules

Female to female coupler, 1 unit; black and red, screw termination



Color	Catalog No.
Black	**IMSP1BK**
Ivory	**IMSP1EI**
Gray	**IMSP1GY**
Office White	**IMSP1OW**
White	**IMSP1W**

Speaker Post Connectors

Screw termination, gold




Color	Black	Red
Black	**SFSPGBKBK**	**SFSPGRBK**
Ivory	**SFSPGBKEI**	**SFSPGREI**
Gray	**SFSPGBKGY**	**SFSPGRGY**
Office White	**SFSPGBKOW**	**SFSPGROW**
White	**SFSPGBKW**	**SFSPGRW**

Speaker Banana Plugs

Screw termination, gold




	Black	Red
10-pack	**SPPBK10**	**SPPR10**

See color chart on page F2.

Unlimited Voice, Data and AV Connection Delivery



On the Wall

Wallplates
Refer to Section T



In the Wall

Flat Panel/White Board Enclosures
Refer to Section V



On the Furniture

Furniture Plates
Refer to Section B



In the Furniture

Table Top Boxes
Refer to Section R



On the Floor

Floor Boxes
Refer to Section R



In the Floor

Fire-Rated Poke-Throughs
Refer to Section R



On the Surface

Metallic and Non-metallic Raceway
Refer to Section S



On the Surface

Surface Mount Boxes
Refer to Section B



On the Rack

UDX Modular Panels
Refer to Sections K and N



In the Cabinet

UDX Modular Panels
Refer to Section O



In the Ceiling

Multimedia Enclosures
Refer to Section N



FIBER

Connectivity

Hubbell optical fiber connectivity products offer a modular, standards-compliant solution for enterprise and data center cabling infrastructure. This newly expanded section features a wide range of pre-terminated data center interconnect products, along with a complete line of field installable PROclick® and splice-on connectors. A full complement of FSP Series panels, adapters and snap fittings deliver the complete end to end channel solution. A complete new line of advanced fiber cleaning products has also been added to maintain and protect critical link performance.











Index

Pre-Polished Connectors.....G3
Fusion Splice Connectors.....G4
MPO Cassettes, Standard.....G5
FSP Adapter Panels, Standard.....G9
Keystone Adapter Snap Fittings.....G12
LC and SC Adapters.....G14
Specialty Adapters.....G15
Adhesive and Crimp Style Connectors.....G16
Termination Tools and Accessories.....G17
Advanced Fiber Cleaning Supplies.....G19

Color Chart:

Aqua, Beige, Black, Blue, Gray, Green, Ivory, Office White, Orange, Red, Violet, White, Yellow



Standards

- ANSI/TIA-568.3
- TIA-604-FOCIS
- Telcordia GR-326-CORE

Pre-Polished Connectors

900 µM cable, 10mm cleave length

LC PROclick®

Color	Fiber Type		12-Pack	100-Pack
Aqua	50µM, OM3/OM4	①	**FCLC900K50GM12**	**FCLC900K50GM100**
Beige	62.5µM, OM1		**FCLC900K62M12**	**–**
Black	50µM, OM2		**FCLC900K50M12**	**–**
Blue	SM, OS2		**FCLC900KSM12**	**FCLC900KSM100**


①

SC PROclick®

Color	Fiber Type		12-Pack	100-Pack
Aqua	50µM, OM3/OM4		**FCSC900K50GM12**	**FCSC900K50GM100**
Beige	62.5µM, OM1	②	**FCSC900K62M12**	**–**
Black	50µM, OM2		**FCSC900K50M12**	**–**
Blue	UPC SM, OS2		**FCSC900KSM12**	**FCSC900KSM100**
Green	APC SM, OS2		**FCSC900KASM12**	**–**


②

ST 2Click®

Color	Fiber Type		12-Pack
Aqua	50µM, OM3/OM4		**FCST50GM12**
Beige	62.5µM, OM1		**FCST62M12**
Black	50µM, OM2		**FCST50M12**
Blue	SM, OS2	③	**FCSTSM12**


③

Fiber Cleaver

Description	Catalog No.
Multimode only, score and snap style	**OFCLV3**
SM or MM fiber, precision, CT-30 style, with case	**OFCLV4**
SM or MM fiber, precision, with case	**OFCLV5**



Universal Fiber Strip Tool

	Description	Catalog No.
⑤	900 micron buffered 250 fiber acrylate buffer, loose tube and PVC jackets	**OFSTRIP2**



Visual Fault Locator (ST, SC, LC)

	Description	Catalog No.
⑥	Visual fault locator	**OFVFLKT1**

TIP: Use a VFL during termination for optimum test results.



Four Easy Termination Steps


Strip


Wipe


Cleave


Insert and Click

Note: See color chart on page G2. For termination tools and accessories, see page G14. Cleave tool OFCLV3 suitable for multimode only. Visual Fault Locator OFVFLKT1 recommended during termination. Precision cleave tool OFCLV4 or OFCLV5 required for singlemode terminations. Use precision cleave tool for optimum performance.



Standards

- ANSI/TIA-568.3
- TIA-604-FOCIS
- Telcordia GR-326-CORE

Fusion Splice-On Connectors

6-Pack

				
Fiber Type	LC	SC	ST-Style	FC
Multimode 62.5 (OM1)	**FCLCF900M626PK**	**FCSCF900M626PK**	**FCSTF900M626PK**	**FCFCF900M626PK**
Multimode 50 (OM2)	**FCLCF900M506PK**	**FCSCF900M506PK**	**FCSTF900M506PK**	**FCFCF900M506PK**
Multimode 50 (OM3/OM4)*	**FCLCF900M50G6PK**	**FCSCF900M50G6PK**	**FCSTF900M50G6PK**	**FCFCF900M50G6PK**
Singlemode UPC (OS2)	**FCLCF900SM6PK**	**FCSCF900SM6PK**	**FCSTF900SM6PK**	**FCFCF900SM6PK**
Singlemode APC (OS2)	**–**	**FCSCF900SMA6PK**	**–**	**FCFCF900SMA6PK**
100-Pack				
Multimode 50 (OM3)*	**FCLCF900M50G100PK**	**FCSCF900M50G100PK**	**–**	**–**
Singlemode UPC (OS2)	**FCLCF900SM100PK**	**FCSCF900SM100PK**	**–**	**–**

**OM3 is OM4 compatible*
Note: Pack of 6 connectors, each in a protective capsule with cleave protector, extended dust cap, 900µm boot and splice sleeve. Compatible with fusion splicers having a removable fiber holder. See application chart below. Metal holder fixture required (sold separately). See application table below. Hubbell fusion splice heat shrink oven, Catalog Number FCSPLHSOVEN is also required for termination.

Fusion Splice Heat Shrink Oven

	Catalog No.
	FCSPLHSOVEN



Note: Not required for LC connectors

Metal Splice Connector Fixture Application Chart

Fusion Splicer Manufacturer	Fusion Splicer Model No.	Metal Connector Fixture Catalog No.
AFL/Fujikura	31S, 41S, 60S, 62S, 70S 12S, 17S, 18S, 19S	**FCSPLFXTA**
Furukawa/Fitel®	Ninja, S179	**FCSPLFXTF2**
	S121, S122, S123, S153	**FCSPLFXTF**
Sumitomo®	Q101, Q102, Type 55 Type 25E, Type 29, Type 46, Type 66	**FCSPLFXTS**
FIS	CA3	**FCSPLFXTCA3**
	AC4	**FCSPLFXTAC4**



Sumitomo is a registered trademark of Sumitomo Electric Lightwave. Fitel is a registered trademark of Furukawa Electric Co., LTD.

Standard MPO 12-Port LC Duplex Cassettes

Type A polarity (straight through, pin 1 to pin 1)
MPO input: (1) MPO male pinned receptacle



Fiber Type	OM4	OM4	OM3	OM2	OM1	OS2
Adapter Color	Aqua	Violet	Aqua	Black	Beige	Blue
Catalog No.	**OCLC50G4**	**OCLC50G4VI**	**OCLC50G**	**OCLC50**	**OCLC62**	**OCLCSM**

Standard MPO 24-Port LC Duplex Cassettes

Type A polarity (straight through, pin 1 to pin 1)
MPO input: (2) MPO male pinned receptacles



Fiber Type	OM4	OM4	OM3	OM2	OM1	OS2
Adapter Color	Aqua	Violet	Aqua	Black	Beige	Blue
Catalog No.	**OCLCD50G4**	**OCLCD50G4VI**	**OCLCD50G**	**OCLCD50**	**OCLCD62**	**OCLCDSM**

Standard MPO 24-Port LC Quad Cassettes

Type A polarity (straight through, pin 1 to pin 1)
MPO input: (2) MPO male pinned receptacles



Fiber Type	OM4	OM4	OM3	OM2	OM1	OS2
Adapter Color	Aqua	Violet	Aqua	Black	Beige	Blue
Catalog No.	**OCLCQ50G4**	**OCLCQ50G4VI**	**OCLCQ50G**	**OCLCQ50**	**OCLCQ62**	**OCLCQSM**

Note: See color chart on page G2.

Standard MPO 12-Port LC Duplex Cassettes

Type C polarity (crossed pairs, pin 1 to pin 2)
MPO input: (1) MPO male pinned receptacle




Fiber Type	OM4	OM4
Adapter Color	Aqua	Violet
Catalog No.	**OCLC50G4C**	**OCLC50G4CVI**

Standard MPO 24-Port LC Duplex Cassettes

Type C polarity (crossed pairs, pin 1 to pin 2)
MPO input: (2) MPO male pinned 12-fiber receptacles




Fiber Type	OM4	OM4
Adapter Color	Aqua	Violet
LC Duplex	**OCLCD50G4C**	**OCLCD50G4CVI**
LC Quad	**OCLCQ50G4C**	**OCLCQ50G4CVI**

Standard MPO 40G to 10G Break-Out Cassettes

MPO input: (1) MPO 8-fiber male pinned receptacle
Output: 4 x 10G LC duplex




Fiber Type	OM4	OM4
Adapter Color	Aqua	Violet
Catalog No.	**OCLCD40G8**	**OCLCD40G8VI**


① 
② 
③ 
④ 
⑤

Standard MPO Legacy SC, ST, and MT-RJ 12-Port Cassettes

Type A polarity (straight through, pin 1 to pin 1)
MPO input: (1) MPO male pinned receptacle

Fiber Type	OM4	OM3	OM2	OM1	OS2
Adapter Color	Aqua	Aqua	Black	Beige	Blue
SC Duplex	① **OCSC50G4**	② **OCSC50G**	**OCSC50**	④ **OCSC62**	⑤ **OCSCSM**
ST Duplex	**–**	**–**	**OCST50**	**OCST62**	**OCSTSM**
MT-RJ	**–**	**OCRJ50G**	③ **OCRJ50**	**OCRJ62**	**–**

Note: See color chart on page G2.



HD Enclosure with Ultra Compact MPO Cassettes



HD Series MPO Adapter Cassette, Loaded

HD Series Ultra Compact MPO 12-Port LC Quad Cassettes

Type A polarity (straight through, pin 1 to pin 1)
Use only with HD enclosures FCRHD1UBK and FCRHD4UBK






Fiber Type	OM3	OM4	OM4	OS2
Adapter Color	Aqua	Aqua	Violet	Blue
Catalog No.	**OCLCHD50G3**	**OCLCHD50G4**	**OCLCHD50G4VI**	**OCLCHDSM**
Type C polarity (crossed pairs, pin 1 to pin 2)				
Catalog No.	**–**	**OCLCHD50G4C**	**OCLCHD50G4CVI**	**–**

HD Series MPO 6-Port Adapter Cassettes, Standard and Reversed Polarity

Supports 40G/100G MPO interconnect applications
Use only with HD enclosures FCRHD1UBK and FCRHD4UBK






Adapter Color	Aqua	Violet	Green	Gray (Reversed Polarity)
Catalog No.	**OCHDMTPD3AQ**	**OCHDMTPD3VI**	**OCHDMTPD3GN**	**OCHDMTPD3RPGY**

Note: Standard polarity is key-up to key-down. Reversed polarity is key-up to key-up. Use reversed polarity to convert from A to B trunk polarity. See datasheet for 40G/100G MPO channel migration guidelines.

MPO Channel Polarity and Gender Guidelines for New Installations

Application	Lane Format	Equipment MPO Ports	MPO Trunk Polarity	MPO Trunk Gender	MPO Patch Cord Polarity	MPO Patch Cord Gender
40GBASE-SR4	1 row of 8 fibers	Male	Type B	Male	Type B	Female
100GBASE-SR10	2 rows of 10 fibers	Male	Type A2	Male	Type A2	Female
100GBASE-SR4	1 row of 8 fibers	Male	Type B	Male	Type B	Female
200GBASE-SR4	1 row of 8 fibers	Male	Type B	Male	Type B	Female
400GBASE-SR16	2 rows of 16 fibers	Male	Type A2	Male	Type A2	Female

Note: Type A2 polarity is straight mapping from top row to bottom row. See Technical Section for details on 40G/100G migration from legacy MPO cabling.

Note: See H4 Series for 4-across.





H4 Series 4-Across Panel Applications*

H4 Series MPO 24-Port LC Quad Cassettes

Type A polarity (straight through, pin 1 to pin 1)
MPO input: (2) MPO male pinned receptacles



Fiber Type	OM4	OM4	OM3	OS2
Adapter Color	Aqua	Violet	Aqua	Blue
Catalog No.	**OCLCQG4H4**	**OCLCQG4H4VI**	**OCLCQG3H4**	**OCLCQSMH4**

H4 Series MPO 40G to 10G Break-Out Cassettes

Input: MPO 8-fiber 40G pinned male receptacle; Output: 4 x 10G LC duplex



OM4	OM4	
Aqua	Violet	
OCLCD40G8H4	**OCLCD40G8H4VI**	

H4 Series 24-Port LC Quad Panels

Zirconia ceramic



Application	OM3 and OM4	OM4	OS2	OS2	Blank Panel
Adapter Color	Aqua	Violet	Blue	Yellow	–
Catalog No.	**FSPLCQS6H4AQ**	**FSPLCQS6H4VI**	**FSPLCQS6H4B**	**FSPLCQS6H4Y**	**FSPBH4**

H4 Series MPO 6-Port Adapter Panels, Standard and Reversed Polarity

Supports 40G/100G MPO channel migration



Adapter Color	Aqua	Violet	Green	Gray (Reversed Polarity)
Catalog No.	**FSPMTPH4AQ**	**FSPMTPH4VI**	**FSPMTPH4GN**	**FSPMTPH4RPGY**

Note: Standard polarity is key-up to key-down. Reversed polarity is key-up to key-up. See chart on page G7 and datasheet for 40G/100G gender and polarity guidelines.

**H4 Series cassettes and panels are compatible only with H4 Series rack mount panels and enclosures. See page J5 for product compatibility.*

LC Duplex FSP Adapter Panels








Color	LC 6-Port (3 LC Duplex) Phosphor Bronze Multimode Only	LC 6-Port (3 LC Duplex) Zirconia Ceramic Single/Multimode	LC 12-Port (6 LC Duplex) Phosphor Bronze Multimode Only	LC 12-Port (6 LC Duplex) Zirconia Ceramic Single/Multimode	LC 24-Port (12 LC Duplex) Phosphor Bronze Multimode Only	LC 24-Port (12 LC Duplex) Zirconia Ceramic Single/Multimode
Aqua	**FSPLCDM3AQ**	**FSPLCDS3AQ**	**FSPLCDM6AQ**	**FSPLCDS6AQ**	**FSPLCDM12AQ**	**FSPLCDS12AQ**
Beige	**FSPLCDM3BE**	**FSPLCDS3BE**	**FSPLCDM6BE**	**FSPLCDS6BE**	**FSPLCDM12BE**	**FSPLCDS12BE**
Black	**FSPLCDM3BK**	**FSPLCDS3BK**	**FSPLCDM6BK**	**FSPLCDS6BK**	**FSPLCDM12BK**	**FSPLCDS12BK**
Blue	**FSPLCDM3B**	**FSPLCDS3B**	**FSPLCDM6B**	**FSPLCDS6B**	**FSPLCDM12B**	**FSPLCDS12B**
Green	**FSPLCDM3GN**	**FSPLCDS3GN**	**FSPLCDM6GN**	**FSPLCDS6GN**	**FSPLCDM12GN**	**FSPLCDS12GN**
Orange	**FSPLCDM3OR**	**FSPLCDS3OR**	**FSPLCDM6OR**	**FSPLCDS6OR**	**FSPLCDM12OR**	**FSPLCDS12OR**
Red	**FSPLCDM3R**	**FSPLCDS3R**	**FSPLCDM6R**	**FSPLCDS6R**	**FSPLCDM12R**	**FSPLCDS12R**
Violet	**–**	**FSPLCDS3VI**	**–**	**FSPLCDS6VI**	**–**	**FSPLCDS12VI**
Yellow	**FSPLCDM3Y**	**FSPLCDS3Y**	**FSPLCDM6Y**	**FSPLCDS6Y**	**FSPLCDM12Y**	**FSPLCDS12Y**

LC Quad FSP Adapter Panels





① ② ③ ④

Color	LC 12-Port (3 LC Quad) ① Phosphor Bronze Multimode Only	LC 12-Port (3 LC Quad) ② Zirconia Ceramic Single/Multimode	LC 24-Port (6 LC Quad) ③ Phosphor Bronze Multimode Only	LC 24-Port (6 LC Quad) ④ Zirconia Ceramic Single/Multimode
Aqua	**FSPLCQM3AQ**	**FSPLCQS3AQ**	**FSPLCQM6AQ**	**FSPLCQS6AQ**
Beige	**FSPLCQM3BE**	**FSPLCQS3BE**	**FSPLCQM6BE**	**FSPLCQS6BE**
Black	**FSPLCQM3BK**	**FSPLCQS3BK**	**FSPLCQM6BK**	**FSPLCQS6BK**
Blue	**FSPLCQM3B**	**FSPLCQS3B**	**FSPLCQM6B**	**FSPLCQS6B**
Green	**FSPLCQM3GN**	**FSPLCQS3GN**	**FSPLCQM6GN**	**FSPLCQS6GN**
Orange	**FSPLCQM3OR**	**FSPLCQS3OR**	**FSPLCQM6OR**	**FSPLCQS6OR**
Red	**FSPLCQM3R**	**FSPLCQS3R**	**FSPLCQM6R**	**FSPLCQS6R**
Violet	**–**	**FSPLCQS3VI**	**–**	**FSPLCQS6VI**
Yellow	**FSPLCQM3Y**	**FSPLCQS3Y**	**FSPLCQM6Y**	**FSPLCQS6Y**

SC Duplex FSP Adapter Panels





⑤ ⑥ ⑦ ⑧

Color	SC 6-Port (3 SC Duplex) ⑤ Phosphor Bronze Multimode Only	SC 6-Port (3 SC Duplex) ⑥ Zirconia Ceramic Single/Multimode	SC 12-Port (6 SC Duplex) ⑦ Phosphor Bronze Multimode Only	SC 12-Port (6 SC Duplex) ⑧ Zirconia Ceramic Single/Multimode
Aqua	**FSPSCDM3AQ**	**FSPSCDS3AQ**	**FSPSCDM6AQ**	**FSPSCDS6AQ**
Beige	**FSPSCDM3BE**	**FSPSCDS3BE**	**FSPSCDM6BE**	**FSPSCDS6BE**
Black	**FSPSCDM3BK**	**FSPSCDS3BK**	**FSPSCDM6BK**	**FSPSCDS6BK**
Blue	**FSPSCDM3B**	**FSPSCDS3B**	**FSPSCDM6B**	**FSPSCDS6B**
Green	**FSPSCDM3GN**	**FSPSCDS3GN**	**FSPSCDM6GN**	**FSPSCDS6GN**
Orange	**FSPSCDM3OR**	**FSPSCDS3OR**	**FSPSCDM6OR**	**FSPSCDS6OR**
Red	**FSPSCDM3R**	**FSPSCDS3R**	**FSPSCDM6R**	**FSPSCDS6R**
Yellow	**FSPSCDM3Y**	**FSPSCDS3Y**	**FSPSCDM6Y**	**FSPSCDS6Y**

Note: See color chart on page G2.

SC Simplex

Blue

Description		Phosphor Bronze Sleeve	Zirconia Ceramic Sleeve
SC 6-port (6 SC)	①	**FSPSC6**	**FSPSCSS6**
SC 8-port (8 SC)		**FSPSC8**	**FSPSCSS8**
SC 12-port (12 SC)		**FSPSC12**	**FSPSCSS12**



①

FC Simplex

Nickle Plate

Description		Zirconia Ceramic Sleeve
FC 6-port (6 FC)	②	**FSPFC6**
FC 8-port (8 FC)		**FSPFCSS8**



②

SC Simplex, APC

Green

Description		Zirconia Ceramic Sleeve
SC 6-port (6 SC)	③	**FSPSCA6**
SC 8-port (8 SC)		**FSPSCA8**
SC 12-port (12 SC)		**FSPSCA12**



③

MT-RJ

Description	Catalog No.
MT-RJ 6-port, Black	**FSPMTRJ6**
MT-RJ 8-port, Black	**FSPMTRJ8**

ST-Style Simplex

Yellow

Description		Phosphor Bronze Sleeve	Zirconia Ceramic Sleeve
ST-style 6-port	④	**FSPST6**	**FSPSTSS6**
ST-style 8-port		**FSPST8**	**FSPSTSS8**



④

JACK-PACK®, Unloaded

Description		Catalog No.
Keystone 4-port	⑤	**FSPHD4X**
Keystone 6-port		**FSPHD6X***

**Will not fit into FTU2 Series, FTU4SP or FCR2U9SP enclosures.*



⑤

MPO, Standard Polarity*

Color	Application		Simplex 6-Port (72 Fiber)	Duplex 12-Port (144 Fiber)
Aqua	OM3/OM4	⑥	**FSPMTPAQ6**	**FSPMTPDAQ6**
Beige	OM1/OM2		**FSPMTPBE6**	**FSPMTPDBE6**
Black	Universal		**FSPMTPBK6**	**FSPMTPDBK6**
Green	Singlemode		**FSPMTPGN6**	**FSPMTPDGN6**
Violet	OM4		**FSPMTPVI6**	**FSPMTPDVI6**

**Standard MPO polarity is key-up/key-down. Reversed polarity is key-up/key-up.*
Note: Compatible with 12- or 24-fiber MPO connectors.



⑥

MPO, Reversed Polarity

Color		Simplex 6-Port (72 Fiber)
Gray	⑦	**FSPMTPRPGY6**



⑦

FSP Adapter Panels, Unloaded

Description		Catalog No.
Blank, snap-in	⑧	**FSPB**
6 SC simplex or LC duplex		**FSPSC6X**
8 SC simplex or LC duplex	⑨	**FSPSC8X**
12 SC simplex or LC duplex		**FSPSC12X**
3 SC duplex or LC quad		**FSPSCD3X**

Note: Use Hubbell snap mount or screw mount adapters (screws included).



⑧ ⑨

Description		Catalog No.
4 SC duplex or LC quad		**FSPSCD4X**
6 SC duplex or LC quad	⑩	**FSPSCD6X**
6 ST-style		**FSPST6X**
8 ST-style	⑪	**FSPST8X**
6 MTP-style		**FSPSC6X**



⑩ ⑪

Note: See color chart on page G2.

SC to ST-Style Duplex FSP Panels

	Description	Phosphor Bronze Sleeve	Zirconia Ceramic Sleeve
①	SC-ST 6-port, Blue	**FSPSCST3**	**FSPSCSTDS3**
②	SC-ST 12-port, Blue	**FSPSCST6**	**FSPSCSTDS6**



① ②

ST-Style Duplex FSP Adapter Panels

	Description	Phosphor Bronze Sleeve	Zirconia Ceramic Sleeve
③	ST duplex, 6-port, Blue	**FSPSTD3**	**FSPSTDS3**
④	ST duplex, 12-port, Blue	**FSPSTD6**	**FSPSTDS6**



③ ④

Note: See color chart on page G2.


①


②


③


④

LC Duplex Keystone Adapters

① Flush Mount, Zirconia Ceramic

Housing Color	Adapter Color							
	Aqua	Beige	Black	Blue	Green	Orange	Red	Yellow
Black	**SFFLCSAQBK**	**SFFLCSBEBK**	**SFFLCSBKBK**	**SFFLCSBBK**	**SFFLCSGNBK**	**SFFLCSORBK**	**SFFLCSRBK**	**SFFLCSYBK**
Gray	**SFFLCSAQG**	**SFFLCSBEG**	**SFFLCSBKG**	**SFFLCSBG**	**SFFLCSGNG**	**SFFLCSORG**	**SFFLCSRG**	**SFFLCSYG**
Ivory	**SFFLCSAQEI**	**SFFLCSBEEI**	**SFFLCSBKEI**	**SFFLCSBEI**	**SFFLCSGNEI**	**SFFLCSOREI**	**SFFLCSREI**	**SFFLCSYEI**
Office White	**SFFLCSAQOW**	**SFFLCSBEOW**	**SFFLCSBKOW**	**SFFLCSBOW**	**SFFLCSGNOW**	**SFFLCSOROW**	**SFFLCSROW**	**SFFLCSYOW**
White	**SFFLCSAQW**	**SFFLCSBEW**	**SFFLCSBKW**	**SFFLCSBW**	**SFFLCSGNW**	**SFFLCSORW**	**SFFLCSRW**	**SFFLCSYW**

② Standard, Zirconia Ceramic

Housing Color	Adapter Color							
	Aqua	Beige	Black	Blue	Green	Orange	Red	Yellow
Black	**SFLCSAQBK**	**SFLCSBEBK**	**SFLCSBKBK**	**SFLCSBBK**	**SFLCSGNBK**	**SFLCSORBK**	**SFLCSRBK**	**SFLCSYBK**
Gray	**SFLCSAQG**	**SFLCSBEG**	**SFLCSBKG**	**SFLCSBG**	**SFLCSGNG**	**SFLCSORG**	**SFLCSRG**	**SFLCSYG**
Ivory	**SFLCSAQEI**	**SFLCSBEEI**	**SFLCSBKEI**	**SFLCSBEI**	**SFLCSGNEI**	**SFLCSOREI**	**SFLCSREI**	**SFLCSYEI**
Office White	**SFLCSAQOW**	**SFLCSBEOW**	**SFLCSBKOW**	**SFLCSBOW**	**SFLCSGNOW**	**SFLCSOROW**	**SFLCSROW**	**SFLCSYOW**
White	**SFLCSAQW**	**SFLCSBEW**	**SFLCSBKW**	**SFLCSBW**	**SFLCSGNW**	**SFLCSORW**	**SFLCSRW**	**SFLCSYW**

SC Simplex Keystone Adapters

③ Flush Mount, Zirconia Ceramic

Housing Color	Adapter Color							
	Aqua	Beige	Black	Blue	Green	Orange	Red	Yellow
Black	**SFFSCSAQBK**	**SFFSCSBEBK**	**SFFSCSBKBK**	**SFFSCSBBK**	**SFFSCSGNBK**	**SFFSCSORBK**	**SFFSCSRBK**	**SFFSCSYBK**
Gray	**SFFSCSAQG**	**SFFSCSBEG**	**SFFSCSBKG**	**SFFSCSBG**	**SFFSCSGNG**	**SFFSCSORG**	**SFFSCSRG**	**SFFSCSYG**
Ivory	**SFFSCSAQEI**	**SFFSCSBEEI**	**SFFSCSBKEI**	**SFFSCSBEI**	**SFFSCSGNEI**	**SFFSCSOREI**	**SFFSCSREI**	**SFFSCSYEI**
Office White	**SFFSCSAQOW**	**SFFSCSBEOW**	**SFFSCSBKOW**	**SFFSCSBOW**	**SFFSCSGNOW**	**SFFSCSOROW**	**SFFSCSROW**	**SFFSCSYOW**
White	**SFFSCSAQW**	**SFFSCSBEW**	**SFFSCSBKW**	**SFFSCSBW**	**SFFSCSGNW**	**SFFSCSORW**	**SFFSCSRW**	**SFFSCSYW**

④ Standard, Zirconia Ceramic

Housing Color	Adapter Color							
	Aqua	Beige	Black	Blue	Green	Orange	Red	Yellow
Black	**SFSCSAQBK**	**SFSCSBEBK**	**SFSCSBKBK**	**SFSCSBBK**	**SFSCSGNBK**	**SFSCSORBK**	**SFSCSRBK**	**SFSCSYBK**
Gray	**SFSCSAQG**	**SFSCSBEG**	**SFSCSBKG**	**SFSCSBG**	**SFSCSGNG**	**SFSCSORG**	**SFSCSRG**	**SFSCSYG**
Ivory	**SFSCSAQEI**	**SFSCSBEEI**	**SFSCSBKEI**	**SFSCSBEI**	**SFSCSGNEI**	**SFSCSOREI**	**SFSCSREI**	**SFSCSYEI**
Office White	**SFSCSAQOW**	**SFSCSBEOW**	**SFSCSBKOW**	**SFSCSBOW**	**SFSCSGNOW**	**SFSCSOROW**	**SFSCSROW**	**SFSCSYOW**
White	**SFSCSAQW**	**SFSCSBEW**	**SFSCSBKW**	**SFSCSBW**	**SFSCSGNW**	**SFSCSORW**	**SFSCSRW**	**SFSCSYW**

Note: Any green zirconia LC or SC adapter is suitable for APC applications. See color chart on page G2.

MT-RJ Keystone Adapters

Housing Color	① Standard	② Flush Mount
Black	**SFMTRJBK**	**FAMTRJKBK**
Gray	**SFMTRJG**	**FAMTRJKGY**
Ivory	**SFMTRJEI**	**FAMTRJKEI**
Office White	**SFMTRJ**	**FAMTRJK**
Orange	**–**	**FAMTRJKO**
White	**SFMTRJW**	**FAMTRJKW**



ST-Style to SC Simplex Keystone Adapters

Housing Color	Zirconia Ceramic
Black	**SFSCSTSBK**
Gray	**SFSCSTSG**
Ivory	**SFSCSTSEI**
Office White	**SFSCSTSOW**
White	**SFSCSTSW**

Note: Adapter is Blue



ST-Style Keystone Adapters

Housing Color	Zirconia Ceramic
Black	**SFSTSBK**
Gray	**SFSTSG**
Ivory	**SFSTSEI**
Office White	**SFSTSOW**
White	**SFSTSW**

Note: Adapter is black oxide



MPO Flush Mount Keystone Adapters

	Adapter Color			
Housing Color	Aqua	Beige	Black	Green
Black	**SFFMTPAQBK**	**SFFMTPBEBK**	**SFFMTPBKBK**	**SFFMTPGNBK**
Gray	**SFFMTPAQG**	**SFFMTPBEG**	**SFFMTPBKG**	**SFFMTPGNG**
Ivory	**SFFMTPAQEI**	**SFFMTPBEEI**	**SFFMTPBKEI**	**SFFMTPGNEI**
Office White	**SFFMTPAQOW**	**SFFMTPBEOW**	**SFFMTPBKOW**	**SFFMTPGNOW**
White	**SFFMTPAQW**	**SFFMTPBEW**	**SFFMTPBKW**	**SFFMTPGNW**



Note: See color chart on page G2.

LC Adapters

LC Duplex; recommended cut out: 0.525" X 0.390"

Color	① Snap mount, clip installed (6-pack), zirconia ceramic sleeve	② Screw mount, clip installed, mounting screws included (6-pack), zirconia ceramic sleeve
Aqua	**FALCDSC6AQ**	**FALCDSS6AQ**
Beige	**FALCDSC6BE**	**FALCDSS6BE**
Black	**FALCDSC6BK**	**FALCDSS6BK**
Blue	**FALCDSC6B**	**FALCDSS6B**
Green	**FALCDSC6GN**	**FALCDSS6GN**
Orange	**FALCDSC6OR**	**FALCDSS6OR**
Red	**FALCDSC6R**	**FALCDSS6R**
Yellow	**FALCDSC6Y**	**FALCDSS6Y**



①



②

LC Quad; recommended cut out: 1.024" X 0.375"

Color	③ Snap mount, clip installed (6-pack), zirconia ceramic sleeve	④ Screw mount, clip installed, mounting screws included (6-pack), zirconia ceramic sleeve
Aqua	**FALCQSC6AQ**	**FALCQSS6AQ**
Beige	**FALCQSC6BE**	**FALCQSS6BE**
Black	**FALCQSC6BK**	**FALCQSS6BK**
Blue	**FALCQSC6B**	**FALCQSS6B**
Green	**FALCQSC6GN**	**FALCQSS6GN**
Orange	**FALCQSC6OR**	**FALCQSS6OR**
Red	**FALCQSC6R**	**FALCQSS6R**
Yellow	**FALCQSC6Y**	**FALCQSS6Y**



③



④

Note: Any green zirconia LC or SC adapter is suitable for APC applications. See color chart on page G2.

SC Adapters

SC Duplex; recommended cut out: 1.024" X 0.375"

Color	⑤ Snap mount, clip installed (6-pack), zirconia ceramic sleeve	⑥ Screw mount, clip installed, mounting screws included (6-pack), zirconia ceramic sleeve
Aqua	**FASCDSC6AQ**	**FASCDSS6AQ**
Beige	**FASCDSC6BE**	**FASCDSS6BE**
Black	**FASCDSC6BK**	**FASCDSS6BK**
Blue	**FASCDSC6B**	**FASCDSS6B**
Green	**FASCDSC6GN**	**FASCDSS6GN**
Orange	**FASCDSC6OR**	**FASCDSS6OR**
Red	**FASCDSC6R**	**FASCDSS6R**
Yellow	**FASCDSC6Y**	**FASCDSS6Y**



⑤



⑥

SC Simplex; recommended cut out: 0.525" X 0.390"

Color	⑦ Snap mount, clip installed (6-pack), zirconia ceramic sleeve	⑧ Screw mount, clip installed, mounting screws included (6-pack), zirconia ceramic sleeve
Aqua	**FASCSSC12AQ**	**FASCSS12AQ**
Beige	**FASCSSC12BE**	**FASCSS12BE**
Black	**FASCSSC12BK**	**FASCSS12BK**
Blue	**FASCSSC12B**	**FASCSS12B**
Green	**FASCSSC12GN**	**FASCSS12GN**
Orange	**FASCSSC12OR**	**FASCSS12OR**
Red	**FASCSSC12R**	**FASCSS12R**
Yellow	**FASCSSC12Y**	**FASCSS12Y**



⑦



⑧

Note: Any green zirconia LC or SC adapter is suitable for APC applications. See color chart on page G2.

ST-Style Adapters

Description	Recommended Cut-Out	Color		Phosphor Bronze Sleeve	Zirconia Ceramic Sleeve
Snap mount, clip installed, ST duplex*, 6-pack	Any SC duplex 1.024" x 0.375"	Blue	①	**FASTDMPB6**	**–**
Screw mount, clip installed, ST duplex, 6-pack	1.024" x 0.375"	Blue		**–**	**FASTDSS6**
Bulkhead, ST simplex, 12-pack, with nuts and washers	Dia. 0.38", flat 0.31" (Double D)	Black Oxide, Metal	②	**FASTMPB12**	**FASTSS12**

**These adapters can mount into unloaded FSP adapter panels (see page G11).*


①


②

SC to ST-Style Adapters

Zirconia Ceramic Sleeve

Description	Recommended SC Cut-Out	Color	③ Simplex, 12-Pack	④ Duplex, 6-Pack
Snap mount, clip installed	Simplex: 0.525" x 0.390" Duplex: 1.024" x 0.375"	Blue	**FASTSCSSC12**	**FASTSCDSC6**


③

Phosphor Bronze Sleeve

Description	Recommended SC Cut-Out	Color		
Screw mount, clip installed	Duplex: 1.024" x 0.375"	Blue	**–**	**FASTSCMPB6**


④

MPO Simplex Adapters

Standard Polarity

Description	Recommended MPO Simplex Cut-Out	Color	⑤ Snap Mount	⑥ Screw Mount
Fits any SC simplex cut-out, 6-pack, compatible with 12- or 24-fiber MPO connectors	0.525" x 0.390"	Aqua	**FAMTPAQ**	**FAMTPSAQ**
		Beige	**FAMTPBE**	**FAMTPSBE**
		Black	**FAMTPBK**	**FAMTPSBK**
		Green	**FAMTPGN**	**FAMTPSGN**
		Violet	**FAMTPVI**	**FAMTPSVI**

Reversed Polarity

		Gray	**FAMTPRPGY**	**FAMTPSRPGY**

Note: Standard MPO polarity is key-up/key-down. Reversed polarity is key-up/key-up.


⑤


⑥

MPO Duplex Adapters

Description	Recommended SC Duplex Cut-Out	Color	Snap Mount	⑦ Screw Mount
Fits any SC duplex cut-out, 6-pack	1.024" x 0.375"	Aqua	**FAMTPDAQ**	**FAMTPDSAQ**
		Beige	**FAMTPDBE**	**FAMTPDSBE**
		Black	**FAMTPDBK**	**FAMTPDSBK**
		Green	**FAMTPDGN**	**FAMTPDSGN**
		Violet	**FAMTPDVI**	**FAMTPDSVI**


⑦

FC Adapters

Description	Recommended Cut-Out	Finish		Zirconia Ceramic Sleeve
Bulkhead, singlemode, 6-pack	Dia. 0.38", flat 0.31" (Double D)	Nickel Plated	⑧	**FAFCSS6**


⑧

MT-RJ Adapters

Description	Recommended Cut-Out	Color		Snap Mount
Snap mount, clip installed, 6-pack	0.525" x 0.390" (SC simplex)	Aqua		**FAMTRJC6AQ**
		Beige	⑨	**FAMTRJMPB6**
		Black		**FAMTRJC6BK**

Note: See color chart on page G2.


⑨

LC Simplex Adhesive Connectors

900μm termination, LC connector, with boot and dust cap

Mode	6-Pack
Multimode	**FCLCMM**
Singlemode	**FCLCSM**



SC Simplex Adhesive Connectors

900μm termination, SC connector, with boot and dust cap

Mode	12-Pack
Multimode	**FCSCM12R**
Singlemode	**FCSCS12R**



ST Simplex Adhesive Connectors

900μm termination, ST connector, with boot and dust cap

Mode	12-Pack
Multimode	**FCSTM12R**
Singlemode	**FCSTS12R**



Crimp Tool

Required for SC and ST connectors

Single/multimode	**OFCMT04**

Note: See pages G17–G20 for termination aids and consumables



Note: See page G17-G19 for consumables and other termination accessories.

Fiber Cleavers

Description	Catalog No.
Multimode fiber only	**OFCLV3**
SM or MM fiber, CT-30 style, with case	**OFCLV4**
① SM or MM fiber, precision, with case	**OFCLV5**
Replacement blade	**OFCLV5RB**



①

Microscope, 400X

Includes: built-in illuminator, batteries, SC/ST-style adapter, and soft pouch

Description	Catalog No.
SC/ST-style microscope	④ **OFSCOPE1**
LC adapter (400X microscope only)	**FOADPTLC**



④

Visual Fault Locators (ST, SC, LC)

Includes: batteries, LC adapter, holster, wrist strap and end protectors

Description	Catalog No.
Visual fault locator	② **OFVFLKT1**
LC replacement adapter	③ **OFVLCADP**

TIP: Use a VFL during termination for optimum test results.



②



③

Microscope, 200X (ST, SC, LC)

Includes: batteries, LC adapter, and soft pouch

Description	Catalog No.
ST, SC, LC microscope	**OFSCOPE2**



Loose Tube OSP Cable Break-Out Kits

Includes: tube kit, break-out block and crimp bushing

Description	Catalog No.
6-fiber break-out kit	**OFBOKT6**
12-fiber break-out kit	**OFBOKT12**



Kevlar® Cable Scissors

Description	Catalog No.
For cutting Kevlar reinforced cables up to 24-strand, non-armored	**OFSCSRS**



Fiber Strip Tools

Description	Catalog No.
Universal 250/900μ, 2.0, 2.5, 3.0mm cable	**OFSTRIP2**



LC Duplex Connector Extraction Tool

Includes: (1) tool, individually packaged, ideal for servicing high density interconnections

Description	Catalog No.
Connector extraction tool	**OFLCDTOOL1**



Note: See PROclick® connectors on page G3 for termination tool applications.
Kevlar is a registered trademark of E. I. du Pont de Nemours and Company.

Epoxy Adhesive Kit

Includes: (6) 1-gram tubes epoxy, (6) syringes and (6) needles

Description	Catalog No.
Adhesive kit	**OFCEP**



Anaerobic Adhesive Kit

Includes: primer and adhesive, (10) syringes and (20) needles

Description	Catalog No.
Anaerobic adhesive kit cures in 6–10 seconds	**OFCAP**
Replacement bottle of primer only	**OFPRIME**



Fiber Cable Management Radius Clips

Includes: pack of (4) self-adhering clips with bend radius control element

Description	Catalog No.
Cable clips	**FBRMGTCLPK4**



Crimp Tool

Dual hex cavity: 0.178"/0.151", flat crimp 0.052", hex crimp 0.136", hardened die

Description		Catalog No.
For SC/ST-style epoxy/ anaerobic or crimp style connectors	①	**OFCMT04**
Crimp dies		**OFCMD04**



Hand Scribe Tool

Includes: (1) tool and scribe guide

Description	Catalog No.
Sapphire blade	**OFSCRIBE**



Polishing Fixture

Includes: (1) stainless steel puck, polished surface; SC/ST-style or LC compatible

Description	Catalog No.
SC/ST-style	**OFPUCK**
LC	**OFPUCKLC**



Fiber Management Spool

2-pack

Description	Catalog No.
Adhesive mount, yellow	**OFSPOOLPK2**



Fusion Splice Sleeves

25-pack

Description		Catalog No.
40mm length, 10mm cleave	①	**FSHST401025**
12-fiber ribbon	②	**FRSHST401025**



Polishing Film

Includes: (25) each of 5μ, 1μ and 0.3μ sheets, (1) polishing pad

Description	Catalog No.
Replacement kit	**OFLFP**



OPTISOK® Pulling Grips

Bundle Size Range	Catalog No.
0.125–0.562"	**CCPS1**
0.250–0.750"	**CCPS2**
0.750–1.750"	**CCPS3**



Fusion Splice Trays

Description		Catalog No.
Aluminum, 12-fiber	③	**STRAY12F**
Aluminum, 24-fiber		**STRAY24F**
Aluminum, 144-fiber, ribbon cable		**STRAY12RFS**
Aluminum, 144-fiber, ribbon cable, deep		**STRAY12RFSDP**
Plastic, yellow, 24-fiber	④	**OFSPLKT24F**







①



②



③



④



⑤

Cleaning Kit 1 without Sticklers® CleanClicker®

Includes:
- Optical fiber cleaning fluid, 3oz, non-hazardous
- (2) packs of 50 LC/MU cleaning sticks
- (2) packs of 50 SC/FC cleaning sticks
- (1) box of 400 lint-free wipes
- (1) dispenser of 90 lint-free wipes
- Instructions on product packaging
- Protective carrying bag

Description	Catalog No.
① Cleaning kit without clickers	**OFCLEANKT1**

Cleaning Kit 2 with Sticklers® CleanClicker®

Includes:
- LC/MU clicker cleaner, 750 clicks
- SC/FC clicker cleaner, 750 clicks
- MPO clicker cleaner, 600 clicks
- Optical fiber cleaning fluid, 3oz, non-hazardous
- (2) packs of 50 LC/MU cleaning sticks
- (2) packs of 50 SC/FC cleaning sticks
- (1) box of 400 lint-free wipes
- (1) dispenser of 90 lint-free wipes
- Instructions on product packaging
- Protective carrying bag

Description	Catalog No.
② Cleaning kit with LC, SC, MPO clickers	**OFCLEANKT2**

Sticklers® CleanClicker®, SC/ST/FC/APC

Includes: (1) disposable cleaner tape cartridge

Description	Catalog No.
2.5mm, SC/FC/APC	**OFCLICK750SC**

Sticklers® CleanClicker®, LC/MU/APC

Includes: (1) disposable cleaner tape cartridge

Description	Catalog No.
③ 2.5mm, LC/MU/APC	**OFCLICK750LC**

Sticklers® CleanClicker®, MPO/APC

Includes: (1) disposable cleaner tape cartridge

Description	Catalog No.
MPO male, female, flat/APC	**OFCLICK600MPO**

Sticklers® CleanStixx™, LC/MU/APC

Includes: (1) pack of 50 disposable cleaning sticks

Description	Catalog No.
LC/MU/APC 1.25mm port cleaning sticks	**OFSTIX50LC**

Sticklers® CleanStixx™, SC/ST/FC/APC

Includes: (1) pack of 50 disposable cleaning sticks

Description	Catalog No.
④ SC/FC/APC 2.50mm port cleaning sticks	**OFSTIX50SC**

Sticklers® Cleaning Fluid, Optical

Includes: (1) 3oz pump dispenser

Description	Catalog No.
3oz cleaning fluid, pump, non-hazardous	**OFCLEANER3OZ**

Sticklers® CleanWipes™, Cartridge

Includes: (1) 4-slot box

Description	Catalog No.
Box of 100 lint-free sheets, 4 wipes/sheet	**OFWIPES400**

Sticklers® CleanWipes™, Dispenser

Includes: (1) roll of 90 sheets

Description	Catalog No.
⑤ Tube of 90 lint-free sheets, multi-purpose	**OFWIPES90**

Sticklers, CleanClicker, CleanStixx and CleanWipes are trademarks of MicroCare.



FIBER

Assemblies

The full line of Hubbell precision fiber assemblies has been expanded to include a new family of high density LC duplex cords with polarity-reversing features. Angle polished cords (APC) are now available for Gigabit Passive Optical Networks (GPON) and high speed systems. Standard patch cord lengths are expanded from 1 to 25 meters. For critical needs of the data center, the Hubbell BIDnet program offers custom make-to-order service, featuring premium quality cable and components. BIDnet fiber trunk assemblies are assembled locally and 100% factory tested with fast, reliable delivery.











Index

Fiber Patch Cords, LC Duplex H3
Fiber Patch Cords, High Density H4
Fiber Patch Cords, Duplex H6
Fiber Patch Cords, Simplex H8
Custom Fiber Trunk Assemblies H9
Fiber Pigtails, Single and Bundled H11
Specialty Pigtail Assemblies H12

Fiber Color Code Pairing Sequence:




①


②


③


④


⑤

LC Duplex Patch Cords

Multimode, Riser

Description	Cable Color	Length (meters) 1m	2m	3m	5m
LC to LC, 50, OM4	AQ	**DFRCLCLCF1MM**	**DFRCLCLCF2MM**	**DFRCLCLCF3MM**	**DFRCLCLCF5MM**
LC to SC, 50, OM4	AQ	**DFRCLCSCF1MM**	**DFRCLCSCF2MM**	**DFRCLCSCF3MM**	**DFRCLCSCF5MM**
LC to LC, 50, OM3	AQ	**DFRCLCLCE1MM**	**DFRCLCLCE2MM**	**DFRCLCLCE3MM**	**DFRCLCLCE5MM**
LC to SC, 50, OM3	AQ	**DFRCLCSCE1MM**	**DFRCLCSCE2MM**	**DFRCLCSCE3MM**	**DFRCLCSCE5MM**
LC to LC, 50, OM2	OR	**DFRCLCLCD1MM**	**DFRCLCLCD2MM**	**DFRCLCLCD3MM**	**DFRCLCLCD5MM**
LC to SC, 50, OM2	OR	**DFRCLCSCD1MM**	**DFRCLCSCD2MM**	**DFRCLCSCD3MM**	**DFRCLCSCD5MM**
LC to LC, 62.5, OM1	OR	**DFRCLCLCC1MM**	**DFRCLCLCC2MM**	**DFRCLCLCC3MM**	**DFRCLCLCC5MM**
LC to SC, 62.5, OM1	OR	**DFRCLCSCC1MM**	**DFRCLCSCC2MM**	**DFRCLCSCC3MM**	**DFRCLCSCC5MM**
LC to ST, 62.5, OM1	OR	**DFRCLCSTC1MM**	**DFRCLCSTC2MM**	**DFRCLCSTC3MM**	**DFRCLCSTC5MM**

Singlemode, Riser

Description	Cable Color	Length (meters) 1m	2m	3m	5m
LC to LC, OS2	YL	**DFRCLCLCS1SM**	**DFRCLCLCS2SM**	**DFRCLCLCS3SM**	**DFRCLCLCS5SM**
LC/APC to LC/APC, OS2	YL	**DFRCLCALCAS1SM**	**DFRCLCALCAS2SM**	**DFRCLCALCAS3SM**	**DFRCLCALCAS5SM**
LC/APC to SC/APC, OS2	YL	**DFRCLCASCAS1SM**	**DFRCLCASCAS2SM**	**DFRCLCASCAS3SM**	**DFRCLCASCAS5SM**
LC to ST, OS2	YL	**DFRCLCSTS1SM**	**DFRCLCSTS2SM**	**DFRCLCSTS3SM**	**DFRCLCSTS5SM**
LC to SC, OS2	YL	**DFRCLCSCS1SM**	**DFRCLCSCS2SM**	**DFRCLCSCS3SM**	**DFRCLCSCS5SM**

Standard Riser lengths: 1 to 10 meters; LC/APC lengths: 1 to 5, and 10 meters; custom lengths quoted to order

Multimode, Plenum

	Description	Cable Color	Length (meters) 1m	2m	3m	5m
	LC to LC, 50, OM4	AQ	**DFPCLCLCF1MM**	**DFPCLCLCF2MM**	**DFPCLCLCF3MM**	**DFPCLCLCF5MM**
	LC to SC, 50, OM4	AQ	**DFPCLCSCF1MM**	**DFPCLCSCF2MM**	**DFPCLCSCF3MM**	**DFPCLCSCF5MM**
①	LC to LC, 50, OM3	AQ	**DFPCLCLCE1MM**	**DFPCLCLCE2MM**	**DFPCLCLCE3MM**	**DFPCLCLCE5MM**
②	LC to SC, 50, OM3	AQ	**DFPCLCSCE1MM**	**DFPCLCSCE2MM**	**DFPCLCSCE3MM**	**DFPCLCSCE5MM**
	LC to LC, 50, OM2	OR	**DFPCLCLCD1MM**	**DFPCLCLCD2MM**	**DFPCLCLCD3MM**	**DFPCLCLCD5MM**
	LC to SC, 50, OM2	OR	**DFPCLCSCD1MM**	**DFPCLCSCD2MM**	**DFPCLCSCD3MM**	**DFPCLCSCD5MM**
	LC to LC, 62.5, OM1	OR	**DFPCLCLCC1MM**	**DFPCLCLCC2MM**	**DFPCLCLCC3MM**	**DFPCLCLCC5MM**
	LC to SC, 62.5, OM1	OR	**DFPCLCSCC1MM**	**DFPCLCSCC2MM**	**DFPCLCSCC3MM**	**DFPCLCSCC5MM**
	LC to ST, 62.5, OM1	OR	**DFPCLCSTC1MM**	**DFPCLCSTC2MM**	**DFPCLCSTC3MM**	**DFPCLCSTC5MM**

Singlemode, Plenum

	Description	Cable Color	Length (meters) 1m	2m	3m	5m
③	LC to LC, OS2	YL	**DFPCLCLCS1SM**	**DFPCLCLCS2SM**	**DFPCLCLCS3SM**	**DFPCLCLCS5SM**
④	LC/APC to LC/APC, OS2	YL	**DFPCLCALCAS1SM**	**DFPCLCALCAS2SM**	**DFPCLCALCAS3SM**	**DFPCLCALCAS5SM**
	LC/APC to SC/APC, OS2	YL	**DFPCLCASCAS1SM**	**DFPCLCASCAS2SM**	**DFPCLCASCAS3SM**	**DFPCLCASCAS5SM**
	LC to ST, OS2	YL	**DFPCLCSTS1SM**	**DFPCLCSTS2SM**	**DFPCLCSTS3SM**	**DFPCLCSTS5SM**
⑤	LC to SC, OS2	YL	**DFPCLCSCS1SM**	**DFPCLCSCS2SM**	**DFPCLCSCS3SM**	**DFPCLCSCS5SM**

Standard Plenum lengths: 1 to 25 meters; LC/APC lengths: 1 to 5, and 10 meters; custom lengths quoted to order

Note: See color sequence chart on page H2.



① ② ③ ④ ⑤

High Density LC Uniboot Patch Cords

Plenum

	Description	Cable Color	Length (meters) 1m	2m	3m	5m
①	LC to LC, 50, OM3	AQ	**HDPCLC50G3M1**	**HDPCLC50G3M2**	**HDPCLC50G3M3**	**HDPCLC50G3M5**
	LC to SC, 50, OM3	AQ	**HDPCLCSC50G3M1**	**HDPCLCSC50G3M2**	**HDPCLCSC50G3M3**	**HDPCLCSC50G3M5**
	LC to LC, 50, OM4	AQ	**HDPCLC50G4M1**	**HDPCLC50G4M2**	**HDPCLC50G4M3**	**HDPCLC50G4M5**
	LC to SC, 50, OM4	AQ	**HDPCLCSC50G4M1**	**HDPCLCSC50G4M2**	**HDPCLCSC50G4M3**	**HDPCLCSC50G4M5**
②	LC to LC, SM, OS2	YL	**HDPCLCSM1**	**HDPCLCSM2**	**HDPCLCSM3**	**HDPCLCSM5**
③	LC to SC, SM, OS2	YL	**HDPCLCSCSM1**	**HDPCLCSCSM2**	**HDPCLCSCSM3**	**HDPCLCSCSM5**

Standard lengths: 1 to 5, 6, 8 and 10 meters; custom lengths quoted to order

MSFP to LC Patch Cords

	Description	Cable Color	Length (meters) 1m	2m	3m	5m
④	MSFP to LC, 50, OM3	AQ	**MSFPLC50G3M1**	**MSFPLC50G3M2**	**MSFPLC50G3M3**	**MSFPLC50G3M5**
	MSFP to LC, 50, OM4	AQ	**MSFPLC50G4M1**	**MSFPLC50G4M2**	**MSFPLC50G4M3**	**MSFPLC50G4M5**

Note: MSFP pitch is 5.25mm; standard LC duplex pitch is 6.25mm
Standard lengths: 1 to 5, 6, 8 and 10 meters; custom lengths quoted to order

High Density MU to MU Duplex Patch Cords

	Description	Boot Color	Connector Color	Length 1m	2m	3m	5m
⑤	MU to MU	BL	BR	**HDPCMUMUS1**	**HDPCMUMUS2**	**HDPCMUMUS3**	**HDPCMUMUS5**
				10ft	20ft	30ft	50ft
	MU to MU	BL	BR	**HDPCMUMUS10F**	**HDPCMUMUS20F**	**HDPCMUMUS30F**	**HDPCMUMUS50F**

Standard lengths: 1, 2, 3, 5, 10, 15, 20 meters; various lengths in feet available between 10 and 75 feet

Note: See color sequence chart on page H2.


①


②


③


④


⑤

LC Duplex Patch Cords, Standard, Erika Violet

Plenum

	Description	Cable Color	Length (meters) 1m	2m	3m	5m
①	LC to LC, 50, OM4	VI	**DFPCLCLCF1MVI**	**DFPCLCLCF2MVI**	**DFPCLCLCF3MVI**	**DFPCLCLCF5MVI**

Note: Standard Plenum Lengths: 1 to 25 meters; custom lengths quoted to order

LC Duplex Patch Cords, Unibody, Polarity Reversing

Plenum

	Description	Cable Color	Length (meters) 1m	2m	3m	5m
	LC to LC, 50, OM3	AQ	**HDPCLCRPG3M1**	**HDPCLCRPG3M2**	**HDPCLCRPG3M3**	**HDPCLCRPG3M5**
②	LC to LC, 50, OM4	AQ	**HDPCLCRPG4M1**	**HDPCLCRPG4M2**	**HDPCLCRPG4M3**	**HDPCLCRPG4M5**
③	LC to LC, SM, OS2	YL	**HDPCLCRPSM1**	**HDPCLCRPSM2**	**HDPCLCRPSM3**	**HDPCLCRPSM5**

Note: Standard Plenum Lengths: 1 to 5, 6, 8, 10 meters; custom lengths quoted to order
Contact Hubbell Premise Wiring for polarity reversing instructions.

LC Duplex Patch Cords, Unibody, Polarity Reversing, Push Rod Style

Plenum

	Description	Cable Color	Length (meters) 1m	2m	3m	5m
	LC to LC, 50, OM3	AQ	**HDPCLCPRPG3M1**	**HDPCLCPRPG3M2**	**HDPCLCPRPG3M3**	**HDPCLCPRPG3M5**
④	LC to LC, 50, OM4	AQ	**HDPCLCPRPG4M1**	**HDPCLCPRPG4M2**	**HDPCLCPRPG4M3**	**HDPCLCPRPG4M5**
⑤	LC to LC, SM, OS2	YL	**HDPCLCPRPSM1**	**HDPCLCPRPSM2**	**HDPCLCPRPSM3**	**HDPCLCPRPSM5**

Note: Standard Plenum Lengths: 1 to 5, 6, 8, 10 meters; custom lengths quoted to order
Contact Hubbell Premise Wiring for polarity reversing instructions.

Note: See color sequence chart on page H2.



① ② ③ ④

SC to SC Patch Cords

Duplex/Multimode, Riser

	Description	Cable Color	Length (meters) 1m	2m	3m	5m
	SC to SC, 62.5, OM1	OR	**DFRCSCSCC1MM**	**DFRCSCSCC2MM**	**DFRCSCSCC3MM**	**DFRCSCSCC5MM**
	SC to SC, 50, OM2	OR	**DFRCSCSCD1MM**	**DFRCSCSCD2MM**	**DFRCSCSCD3MM**	**DFRCSCSCD5MM**
①	SC to SC, 50, OM3	AQ	**DFRCSCSCE1MM**	**DFRCSCSCE2MM**	**DFRCSCSCE3MM**	**DFRCSCSCE5MM**
	SC to SC, 50, OM4	AQ	**DFRCSCSCF1MM**	**DFRCSCSCF2MM**	**DFRCSCSCF3MM**	**DFRCSCSCF5MM**
Duplex/Singlemode, Riser						
②	SC to SC, SM, OS2	YL	**DFRCSCSCS1SM**	**DFRCSCSCS2SM**	**DFRCSCSCS3SM**	**DFRCSCSCS5SM**
	SCA to SCA, OS2, APC	YL	**DFRCSCASCAS1SM**	**DFRCSCASCAS2SM**	**DFRCSCASCAS3SM**	**DFRCSCASCAS5SM**
Duplex/Multimode, Plenum						
	SC to SC, 62.5, OM1	OR	**DFPCSCSCC1MM**	**DFPCSCSCC2MM**	**DFPCSCSCC3MM**	**DFPCSCSCC5MM**
	SC to SC, 50, OM2	OR	**DFPCSCSCD1MM**	**DFPCSCSCD2MM**	**DFPCSCSCD3MM**	**DFPCSCSCD5MM**
	SC to SC, 50, OM3	AQ	**DFPCSCSCE1MM**	**DFPCSCSCE2MM**	**DFPCSCSCE3MM**	**DFPCSCSCE5MM**
	SC to SC, 50, OM4	AQ	**DFPCSCSCF1MM**	**DFPCSCSCF2MM**	**DFPCSCSCF3MM**	**DFPCSCSCF5MM**
Duplex/Singlemode, Plenum						
	SC to SC, SM, OS2	YL	**DFPCSCSCS1SM**	**DFPCSCSCS2SM**	**DFPCSCSCS3SM**	**DFPCSCSCS5SM**
③	SCA to SCA, OS2, APC	YL	**DFPCSCASCAS1SM**	**DFPCSCASCAS2SM**	**DFPCSCASCAS3SM**	**DFPCSCASCAS5SM**

Standard Riser lengths: 1 to 10 meters; SC/APC lengths: 1 to 5, and 10 meters
Standard Plenum lengths: 1 to 25 meters; SC/APC lengths: 1 to 5, and 10 meters

ST to SC Patch Cords

Duplex/Multimode, Riser

	Description	Cable Color	Length (meters) 1m	2m	3m	5m
	ST to SC, 62.5, OM1	OR	**DFRCSTSCC1MM**	**DFRCSTSCC2MM**	**DFRCSTSCC3MM**	**DFRCSTSCC5MM**
	ST to SC, 50, OM2	OR	**DFRCSTSCD1MM**	**DFRCSTSCD2MM**	**DFRCSTSCD3MM**	**DFRCSTSCD5MM**
	ST to SC, 50, OM3	AQ	**DFRCSTSCE1MM**	**DFRCSTSCE2MM**	**DFRCSTSCE3MM**	**DFRCSTSCE5MM**
	ST to SC, 50, OM4	AQ	**DFRCSTSCF1MM**	**DFRCSTSCF2MM**	**DFRCSTSCF3MM**	**DFRCSTSCF5MM**
Duplex/Singlemode, Riser						
④	ST to SC, SM, OS2	YL	**DFRCSTSCS1SM**	**DFRCSTSCS2SM**	**DFRCSTSCS3SM**	**DFRCSTSCS5SM**
Duplex/Multimode, Plenum						
	ST to SC, 62.5, OM1	OR	**DFPCSTSCC1MM**	**DFPCSTSCC2MM**	**DFPCSTSCC3MM**	**DFPCSTSCC5MM**
	ST to SC, 50, OM2	OR	**DFPCSTSCD1MM**	**DFPCSTSCD2MM**	**DFPCSTSCD3MM**	**DFPCSTSCD5MM**
	ST to SC, 50, OM3	AQ	**DFPCSTSCE1MM**	**DFPCSTSCE2MM**	**DFPCSTSCE3MM**	**DFPCSTSCE5MM**
	ST to SC, 50, OM4	AQ	**DFPCSTSCF1MM**	**DFPCSTSCF2MM**	**DFPCSTSCF3MM**	**DFPCSTSCF5MM**
Duplex/Singlemode, Plenum						
	ST to SC, SM, OS2	YL	**DFPCSTSCS1SM**	**DFPCSTSCS2SM**	**DFPCSTSCS3SM**	**DFPCSTSCS5SM**

Standard Riser lengths: 1 to 10 meters
Standard Plenum lengths: 1 to 25 meters

Note: See color sequence chart on page H2.


①


②


③


④


⑤

ST to ST Patch Cords

Duplex/Multimode, Riser

	Description	Cable Color	Length (meters) 2m	3m	5m	10m
①	ST to ST, 62.5, OM1	OR	**DFRCSTSTC2MM**	**DFRCSTSTC3MM**	**DFRCSTSTC5MM**	**DFRCSTSTC10MM**
	ST to ST, 50, OM2	OR	**DFRCSTSTD2MM**	**DFRCSTSTD3MM**	**DFRCSTSTD5MM**	**DFRCSTSTD10MM**
	ST to ST, 50, OM3	AQ	**DFRCSTSTE2MM**	**DFRCSTSTE3MM**	**DFRCSTSTE5MM**	**DFRCSTSTE10MM**
Duplex/Singlemode, Riser						
	ST to ST, SM, OS2	YL	**DFRCSTSTS2SM**	**DFRCSTSTS3SM**	**DFRCSTSTS5SM**	**DFRCSTSTS10SM**
Duplex/Multimode, Plenum						
	ST to ST, 62.5, OM1	OR	**DFPCSTSTC2MM**	**DFPCSTSTC3MM**	**DFPCSTSTC5MM**	**DFPCSTSTC10MM**
	ST to ST, 50, OM2	OR	**DFPCSTSTD2MM**	**DFPCSTSTD3MM**	**DFPCSTSTD5MM**	**DFPCSTSTD10MM**
	ST to ST, 50, OM3	AQ	**DFPCSTSTE2MM**	**DFPCSTSTE3MM**	**DFPCSTSTE5MM**	**DFPCSTSTE10MM**
Duplex/Singlemode, Plenum						
	ST to ST, SM, OS2	YL	**DFPCSTSTS2SM**	**DFPCSTSTS3SM**	**DFPCSTSTS5SM**	**DFPCSTSTS10SM**

Standard Riser lengths: 1 to 10 meters
Standard Plenum lengths: 1 to 25 meters

FC Patch Cords

Duplex/Singlemode, Riser

	Description	Cable Color	Length (meters) 1m	2m	3m	5m
②	FC to FC, SM, OS2	YL	**DFRCFCFCS1SM**	**DFRCFCFCS2SM**	**DFRCFCFCS3SM**	**DFRCFCFCS5SM**
③	FCA to FCA, SM, APC	YL	**DFRCFCAFCAS1SM**	**DFRCFCAFCAS2SM**	**DFRCFCAFCAS3SM**	**DFRCFCAFCAS5SM**
④	FCA to SCA, SM, APC	YL	**DFRCFCASCAS1SM**	**DFRCFCASCAS2SM**	**DFRCFCASCAS3SM**	**DFRCFCASCAS5SM**
⑤	FCA to LCA, SM, APC	YL	**DFRCLCAFCAS1SM**	**DFRCLCAFCAS2SM**	**DFRCLCAFCAS3SM**	**DFRCLCAFCAS5SM**
Duplex/Singlemode, Plenum						
	FC to FC, SM, OS2	YL	**DFPCFCFCS1SM**	**DFPCFCFCS2SM**	**DFPCFCFCS3SM**	**DFPCFCFCS5SM**
	FCA to FCA, SM, APC	YL	**DFPCFCAFCAS1SM**	**DFPCFCAFCAS2SM**	**DFPCFCAFCAS3SM**	**DFPCFCAFCAS5SM**
	FCA to SCA, SM, APC	YL	**DFPCFCASCAS1SM**	**DFPCFCASCAS2SM**	**DFPCFCASCAS3SM**	**DFPCFCASCAS5SM**
	FCA to LCA, SM, APC	YL	**DFPCLCAFCAS1SM**	**DFPCLCAFCAS2SM**	**DFPCLCAFCAS3SM**	**DFPCLCAFCAS5SM**

Standard lengths: 1 to 5, and 10 meters

Note: See color sequence chart on page H2.



① ② ③ ④ ⑤ ⑥

LC Simplex Patch Cord Combinations

Singlemode, OS2, Riser, Yellow cable

	Description	Boot Colors	Length (meters) 1m	2m	3m	5m
	LC/UPC to LC/UPC	W-W	**SFRCLCLCS1SM**	**SFRCLCLCS2SM**	**SFRCLCLCS3SM**	**SFRCLCLCS5SM**
	LC/UPC to SC/UPC	W-BL	**SFRCLCSCS1SM**	**SFRCLCSCS2SM**	**SFRCLCSCS3SM**	**SFRCLCSCS5SM**
	LC/UPC to SC/APC	W-GN	**SFRCLCSCAS1SM**	**SFRCLCSCAS2SM**	**SFRCLCSCAS3SM**	**SFRCLCSCAS5SM**
	LC/UPC to ST/UPC	W-BL	**SFRCLCSTS1SM**	**SFRCLCSTS2SM**	**SFRCLCSTS3SM**	**SFRCLCSTS5SM**
	LC/UPC to FC/UPC	W-BL	**SFRCLCFCS1SM**	**SFRCLCFCS2SM**	**SFRCLCFCS3SM**	**SFRCLCFCS5SM**
①	LC/APC to LC/APC	GN-GN	**SFRCLCALCAS1SM**	**SFRCLCALCAS2SM**	**SFRCLCALCAS3SM**	**SFRCLCALCAS5SM**
	LC/APC to LC/UPC	GN-W	**SFRCLCLCAS1SM**	**SFRCLCLCAS2SM**	**SFRCLCLCAS3SM**	**SFRCLCLCAS5SM**
②	LC/APC to SC/APC	GN-GN	**SFRCLCASCAS1SM**	**SFRCLCASCAS2SM**	**SFRCLCASCAS3SM**	**SFRCLCASCAS5SM**
③	LC/APC to FC/APC	GN-GN	**SFRCLCAFCAS1SM**	**SFRCLCAFCAS2SM**	**SFRCLCAFCAS3SM**	**SFRCLCAFCAS5SM**

Standard lengths: 1 to 5, and 10 meters

SC, FC and ST Simplex Patch Cord Combinations

Singlemode, OS2, Riser, Yellow cable

	Description	Boot Colors	Length (meters) 1m	2m	3m	5m
	SC/UPC to SC/UPC	BL-BL	**SFRCSCSCS1SM**	**SFRCSCSCS2SM**	**SFRCSCSCS3SM**	**SFRCSCSCS5SM**
	FC/UPC to SC/UPC	BL-BL	**SFRCFCSCS1SM**	**SFRCFCSCS2SM**	**SFRCFCSCS3SM**	**SFRCFCSCS5SM**
	SC/UPC to ST/UPC	BL-BL	**SFRCSTSCS1SM**	**SFRCSTSCS2SM**	**SFRCSTSCS3SM**	**SFRCSTSCS5SM**
④	SC/APC to SC/APC	GN-GN	**SFRCSCASCAS1SM**	**SFRCSCASCAS2SM**	**SFRCSCASCAS3SM**	**SFRCSCASCAS5SM**
⑤	FC/APC to SC/APC	GN-GN	**SFRCFCASCAS1SM**	**SFRCFCASCAS2SM**	**SFRCFCASCAS3SM**	**SFRCFCASCAS5SM**
⑥	FC/UPC to FC/UPC	BL-BL	**SFRCFCFCS1SM**	**SFRCFCFCS2SM**	**SFRCFCFCS3SM**	**SFRCFCFCS5SM**
	FC/APC to FC/APC	GN-GN	**SFRCFCAFCAS1SM**	**SFRCFCAFCAS2SM**	**SFRCFCAFCAS3SM**	**SFRCFCAFCAS5SM**
	ST/UPC to ST/UPC	BL-BL	**SFRCSTSTS1SM**	**SFRCSTSTS2SM**	**SFRCSTSTS3SM**	**SFRCSTSTS5SM**

Standard lengths: 1 to 5, and 10 meters

Note: See color sequence chart on page H2.



LC Mesh Bundle Trunk, OM3, 48-Strand



LC Fan-Out Trunk, OM3, 48-Strand

Standards

- TIA-568.3
- TIA-604-FOCIS
- Telcordia GR-326-CORE, Telcordia GR-409
- ANSI/ICEA S-83-596
- IEEE 802.3: 10G, 25G, 40G, 50G, 100G and 200G applications

Specifications

MPO Connectors
- Gender: female has no alignment pins; male has pins
- Polarity: Type A, B or C

Single Fiber Connectors (LC, SC, FC, ST)
- Ferrule material: zirconia ceramic
- Mating durability: 500 cycles

Insertion Loss, Mated Pair

- MPO 12F MM: < .35 dB
- MPO 12F SM: < .60 dB
- LC/SC MM: < .25 dB
- LC/SC SM: < .25 dB

Return Loss, Mated Pair

- MPO 12F MM: > 25 dB
- MPO 12F SM: > 60 dB
- LC/SC MM: > 30 dB
- LC/SC SM: > 57 dB
- LC/SC SM APC: > 65 dB



MPO 48-Strand, OM3



MPO 12-Strand, OS2



MPO-LC Hydra, OM3

MPO Trunk Options: 40G, 100G, 200G

- Connectors: MPO male or female, 12-fiber
- Fiber types: OM3, OM4
- Fiber strand count: 12, 24, 48, 72, 96 and 144 fibers
- Cable: plenum or riser, armored or non-armored
- Polarity: A or B

MPO Trunk Options: 10G, 25G, 50G

- Connectors: MPO male or female
- Fiber types: OM1, OM2, OM3, OM4, OS2
- Fiber strand count: 12, 24, 48, 72, 96 and 144 fibers
- Cable: Plenum or Riser, armored or non-armored
- Polarity: Type A, B or C

Mesh Bundle Trunk Options; 10G, 25G, 50G

- Connectors: LC/APC, MSFP, SC, SC/APC, ST, FC, FC/APC
- Fiber types: OM1, OM2, OM3, OM4, OS2
- Fiber strand count: 6, 12, 24, 48, 72 and 96 fibers
- Cable: 2.0mm duplex zip cord, plenum or riser
- Outer sheath: polyester mesh
- Polarity: A-A or A-B

MPO–LC Transition Hydra Options: 10G, 25G, 50G

- Connectors: MPO male or female to LC or SC duplex
- Fiber types: OM3, OM4, 0S2
- Fiber strand count: 12, 24 and 48 fibers
- Cable: Plenum or Riser, armored or non-armored
- Fan-out: 2.0mm duplex furcation tubing (simplex for OS2)
- Polarity: Type A, B or C

Distribution Trunk Options: 10G, 25G, 50G

- Connectors: LC/APC, MSFP, SC, SC/APC, ST, FC, FC/APC
- Fiber types: OM1, OM2, OM3, OM4, OS2
- Fiber strand count: 6, 12, 24, 48, 72 and 96 fibers
- Cable: plenum or riser, armored or non-armored
- Fan-out: 2.0mm duplex furcation tubing (simplex for OS2)
- Polarity: A-A or A-B

Distribution Pigtail Options: 10G, 25G, 50G

- Connectors: LC or SC simplex to blunt cut-off
- Fiber types: OM1, OM2, OM3, OM4, OS2
- Fiber strand count: 12 or 24 fibers
- Cable: tight buffered, plenum or riser, non-armored
- Polarity: Type A

All BIDnet fiber trunk assemblies are custom made-to-order items. Please call our insides sales team for price and lead time. Refer to product literature for nomenclature and detailed design information. Application limits apply to available lengths; see page H10. Customer Drawings are also available.

10G, 25G and 50G Application Notes

- Cabling channel is single lane; (1) fiber pair
- Equipment transceiver ports are LC duplex
- Maximum 4-connector channel permitted
- Limit (2) MPO interconnections per channel
- Channel distance and loss limits apply
- Channel polarity rule: (1) overall pair crossing



4-Connector 10G Channel

40G, 100G and 200G Application Notes

- Cabling channel is 4-lane; (8) fibers in parallel
- Equipment transceiver receptacles are MPO male
- 40G operates over (4) 10G pairs
- 100G operates over (4) 25G pairs
- 200G operates over (4) 50G pairs
- All MPO connections must be male to female
- Maximum (2) MPO interconnections per channel
- Channel distance and loss limits apply
- Channel polarity rule: (1) overall key-wise reversal
- TIP: Use a consistent channel polarity scheme

40G, 100G and 200G Lane Assignments

- Transmit over 4 outer left fibers
- Receive over 4 outer right fibers
- 4 unused middle fibers
- Keyed connector orientation

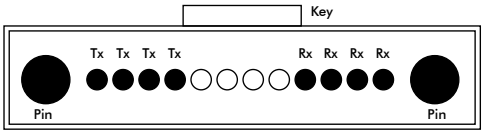

MPO Connector: End View



40G, 100G and 200G Channel Gender and Polarity Guidelines

MPO Trunk Polarity	MPO Trunk Gender	MPO Patch Cord Gender	MPO Patch Cord 1 Polarity	MPO Patch Cord 2 Polarity
A	F	M to F	A	B
A	M	F	A	B
B	F	M to F	A	A
B	F	M to F	B	B
B	M	F	A	A
B	M	F	B	B



MPO Interconnection

Application Notes and Channel Guidelines

IEEE 802.3 Application	Transceiver Port Connection	Lane Format	Max Channel Distance (m)			Max Channel Loss (dB)		
			OM3	OM4	OS2	OM3	OM4	OS2
10GBASE-S	LC or SC duplex	1 lane (2-fibers)	300	550	N/A	2.6	2.9	N/A
10GBASE-E	LC or SC duplex	1 lane (2-fibers)	N/A	N/A	40 km	N/A	N/A	11
25GBASE-SR	LC duplex	1 lane (2-fibers)	70	100	N/A	1.8	1.9	N/A
50GBASE-SR	LC duplex	1 lane (2-fibers)	70	100	N/A	1.8	1.9	N/A
40GBASE-SR4	MPO	4 lanes (8 fibers)	100	150	N/A	1.9	1.5	N/A
100GBASE-SR4	MPO	4 lanes (8 fibers)	70	100	N/A	1.8	1.9	N/A
200GBASE-SR4	MPO	4 lanes (8 fibers)	70	100	N/A	1.8	1.9	N/A
40GBASE-LR4	LC or SC duplex	1 lane (2-fibers)	N/A	N/A	30 km	N/A	N/A	6.7
40GBASE-ER4	LC or SC duplex	1 lane (2-fibers)	N/A	N/A	40 km	N/A	N/A	6.7
100GBASE-LR4	LC or SC duplex	1 lane (2-fibers)	N/A	N/A	10 km	N/A	N/A	6.3



LC 12-Fiber Pigtail Bundle, OS2
FPBKR12LC6S

Specifications

- Ferrule material: zirconia ceramic
- Mating durability: 500 cycles
- Operating temperature: 0°C to +75°C

Standards

- TIA-568.3
- TIA-604-FOCIS
- Telcordia® GR-326-CORE

Insertion Loss, Mated Pair

- LC/SC/ST/FC MM: < .25dB
- LC/SC/ST/FC SM: < .25dB

Return Loss, Mated Pair

- LC/SC MM: > 30dB
- LC/SC SM: > 57dB
- LC/SC SM APC: > 65dB



①



②



③



④

Single Fiber Pigtails

900 micron buffer, 3 meter length

Fiber Type	Buffer Color	LC	SC	ST	MT-RJ	FC
MM 62.5, OM1	OR	**FPLCC3MM**	**FPSCC3MM**	**FPSTC3MM** ④	**FPRJC3MM**	**FPFCC3MM**
MM 50, OM2	OR	**FPLCD3MM**	**FPSCD3MM**	**FPSTD3MM**	**FPRJD3MM**	**FPFCD3MM**
MM 50, OM3	AQ	**FPLCE3MM**	**FPSCE3MM**	**FPSTE3MM**	**FPRJE3MM**	**FPFCE3MM**
MM 50, OM4	AQ	**FPLCF3MM**	**FPSCF3MM**	**FPSTF3MM**	–	**FPFCF3MM**
Singlemode, OS2	YL	① **FPLCS3SM**	② **FPSCS3SM**	③ **FPSTS3SM**	–	**FPFCS3SM**
Singlemode, APC	GN	**FPLCAS3SM**	**FPSCAS3SM**	–	–	**FPFCAS3SM**

6- and 12-Fiber Pigtail Bundles

Riser, 900 micron color coded buffer, 3 meter length

	OM1	OM2	OM3	OM4	OS2
12-fiber					
LC	**FPBKR12LC1M**	**FPBKR12LC2M**	**FPBKR12LC3M**	**FPBKR12LC4M**	**FPBKR12LC6S**
LC/APC	–	–	–	–	**FPBKR12LCA6S**
SC	**FPBKR12SC1M**	**FPBKR12SC2M**	**FPBKR12SC3M**	**FPBKR12SC4M**	**FPBKR12SC6S**
SC/APC	–	–	–	–	**FPBKR12SCA6S**
ST	**FPBKR12ST1M**	**FPBKR12ST2M**	**FPBKR12ST3M**	**FPBKR12ST4M**	**FPBKR12ST6S**
FC	**FPBKR12FC1M**	**FPBKR12FC2M**	**FPBKR12FC3M**	**FPBKR12FC4M**	**FPBKR12FC6S**
FC/APC	–	–	–	–	**FPBKR12FCA6S**
6-fiber					
LC	**FPBKR6LC1M**	**FPBKR6LC2M**	**FPBKR6LC3M**	**FPBKR6LC4M**	**FPBKR6LC6S**
LC/APC	–	–	–	–	**FPBKR6LCA6S**
SC	**FPBKR6SC1M**	**FPBKR6SC2M**	**FPBKR6SC3M**	**FPBKR6SC4M**	**FPBKR6SC6S**
SC/APC	–	–	–	–	**FPBKR6SCA6S**
ST	**FPBKR6ST1M**	**FPBKR6ST2M**	**FPBKR6ST3M**	**FPBKR6ST4M**	**FPBKR6ST6S**
FC	**FPBKR6FC1M**	**FPBKR6FC2M**	**FPBKR6FC3M**	**FPBKR6FC4M**	**FPBKR6FC6S**
FC/APC	–	–	–	–	**FPBKR6FCA6S**

Note: See color sequence chart on page H2.
Telcordia is a registered trademark of Telcordia Technologies, Inc.



LC Ribbon Fan-Out, OS2, 48-strand
FRPTR48LC6SL25F

Specifications (Per End)

- Ferrule material: zirconia ceramic
- Mating durability: 500 cycles

Insertion Loss, Mated Pair

- LC/SC/ST/FC MM: < .25dB
- LC/SC/ST/FC SM: < .25dB

Return Loss, Mated Pair

- LC/SC MM: > 30dB
- LC/SC SM: > 57dB
- LC/SC SM APC: > 65dB

Fiber Ribbon Fan-Out Pigtails, Custom Configured to Order

24" break out

FRPT = Fiber Ribbon Pigtail Trunk (fan-out)
r = **R** for Riser
rj = **RJ** for Riser/un-jacketed ribbon
xx = Fiber count (**12, 24, 36, 48, 60, 72, 84, 96, 108, 120, 132** or **144**)
c = Connector type: (**LC, SC, SCA, ST, FC** or **FCA**)
n = Fiber type
- **1** for 62.5 micron (OM1) multimode
- **2** for 50 micron (OM2) multimode
- **3** for 50 micron (OM3) multimode
- **4** for 50 micron (OM4) multimode
- **6** for singlemode (OS2)

m = **M** for multimode, **S** for singlemode
l = Length delimiter
y = Length overall
f = **F** for feet (leave blank for meters)

Catalog No. **FRPTrxxcnmlyf**

Example: **FRPTR48LC6SL25F**

Buffer Color Code Sequence: Blue, Orange, Green, Brown, Slate, White, Red, Black, Yellow, Violet, Rose, Aqua

6- and 12-Fiber Pigtail Bundles, Loose Tube

Riser, 250 micron color coded buffer, 3 meter length

	OM1	OM2	OM3	OM4	OS2
12-fiber					
LC	**FPBKLTR12LC1M**	**FPBKLTR12LC2M**	**FPBKLTR12LC3M**	**FPBKLTR12LC4M**	**FPBKLTR12LC6S**
LC/APC	–	–	–	–	**FPBKLTR12LCA6S**
SC	**FPBKLTR12SC1M**	**FPBKLTR12SC2M**	**FPBKLTR12SC3M**	**FPBKLTR12SC4M**	**FPBKLTR12SC6S**
SC/APC	–	–	–	–	**FPBKLTR12SCA6S**
ST	**FPBKLTR12ST1M**	**FPBKLTR12ST2M**	**FPBKLTR12ST3M**	**FPBKLTR12ST4M**	**FPBKLTR12ST6S**
FC	–	–	–	–	**FPBKLTR12FC6S**
FC/APC	–	–	–	–	**FPBKLTR12FCA6S**
6-fiber					
LC	**FPBKLTR6LC1M**	**FPBKLTR6LC2M**	**FPBKLTR6LC3M**	**FPBKLTR6LC4M**	**FPBKLTR6LC6S**
LC/APC	–	–	–	–	**FPBKLTR6LCA6S**
SC	**FPBKLTR6SC1M**	**FPBKLTR6SC2M**	**FPBKLTR6SC3M**	**FPBKLTR6SC4M**	**FPBKLTR6SC6S**
SC/APC	–	–	–	–	**FPBKLTR6SCA6S**
ST	**FPBKLTR6ST1M**	**FPBKLTR6ST2M**	**FPBKLTR6ST3M**	**FPBKLTR6ST4M**	**FPBKLTR6ST6S**
FC	–	–	–	–	**FPBKLTR6FC6S**
FC/APC	–	–	–	–	**FPBKLTR6FCA6S**

Note: See color sequence chart on page H2.



FIBER

Cable

Hubbell premium quality fiber cable completes the end-to-end channel solution, offering a single source advantage to specifiers, contractors, and end users. Made to order with the industry's highest performing optical fiber, Hubbell fiber cable provides total integration of connectivity, enclosures, and pre-terminated assemblies into a single-source infrastructure solution, backed by the Mission Critical® 25-Year Warranty.











Index

Indoor Distribution Cable, Generic.....I3
Indoor/Outdoor Tight Buffer Cable, Generic.....I4
Reel Selection and Capacities I5
Indoor/Outdoor and Outdoor Loose Tube Cable.....I6
Outdoor Armored Cable and Armored Double Jacket Cable I7



①



②



③

Delivery

Hubbell generic HFCD Series fiber cables are priced and delivered in feet units. Reel size and weight are determined by cable type and length ordered. Specify cable put-up lengths on purchase order. Minimum Order Quantity (MOQ) for non-stocked cables is 1,640 feet. Contact Hubbell Premise Wiring for availability. Length ordered may be subject to a +/-10% production tolerance. Cut charges may apply to multi-reel orders. Refer to charts on page I5 for reel capacities, dimensions and estimated shipping weights.

Stocked Cables

Common Hubbell generic fiber cables are stocked at the plant. Short lengths may be available from stock reels. Contact Hubbell Premise Wiring for availability and fast delivery.

Indoor Tight Buffer Distribution Fiber Cable

Riser

	Fiber Count			
	2-Strand	6-Strand	12-Strand	24-Strand
62.5µm OM1 Multimode	**HFCD1002R6**	**HFCD1006R6**	**HFCD1012R6**	**HFCD1024R6**
50µm OM3 Multimode	**HFCD1002R3**	**HFCD1006R3**	**HFCD1012R3**	**HFCD1024R3**
50µm OM4 Multimode	**HFCD1002R4**	**HFCD1006R4**	**HFCD1012R4**	**HFCD1024R4**
9µm OS2 Singlemode	**HFCD1002RS**	**HFCD1006RS**	**HFCD1012RS**	**HFCD1024RS**
Plenum				
62.5µm OM1 Multimode	**HFCD1002P6**	**HFCD1006P6**	**HFCD1012P6**	**HFCD1024P6**
50µm OM3 Multimode	**HFCD1002P3**	**HFCD1006P3**	**HFCD1012P3**	① **HFCD1024P3**
50µm OM4 Multimode	**HFCD1002P4**	**HFCD1006P4**	**HFCD1012P4**	**HFCD1024P4**
9µm OS2 Singlemode	**HFCD1002PS**	**HFCD1006PS**	**HFCD1012PS**	**HFCD1024PS**

Multi-Unit Tight Buffer Distribution Fiber Cable

Riser; 12 fibers per sub-unit

	Fiber Count	
	48-Strand	72-Strand
50µm OM3 Multimode	**HFCD1M12048R3**	**HFCD1M12072R3**
50µm OM4 Multimode	**HFCD1M12048R4**	**HFCD1M12072R4**
9µm OS2 Singlemode	**HFCD1M12048RS**	**HFCD1M12072RS**
Plenum; 12 fibers per sub-unit		
50µm OM3 Multimode	**HFCD1M12048P3**	**HFCD1M12072P3**
50µm OM4 Multimode	② **HFCD1M12048P4**	**HFCD1M12072P4**
9µm OS2 Singlemode	**HFCD1M12048PS**	**HFCD1M12072PS**

Composite Indoor Tight Buffer Fiber Cable

Custom combinations of multimode and singlemode can be quoted and made to order. MOQ is 1,640 feet. Contact Hubbell Premise Wiring for quote.

Indoor Interlock Armored Tight Buffer Fiber Cable

Riser

	Fiber Count			
	6-Strand	12-Strand	24-Strand	48-Strand
62.5µm OM1 Multimode	**HFCD15006R6**	**HFCD15012R6**	**HFCD15024R6**	**–**
50µm OM3 Multimode	**HFCD15006R3**	**HFCD15012R3**	**HFCD15024R3**	③ **HFCD15048R3**
50µm OM4 Multimode	**HFCD15006R4**	**HFCD15012R4**	**HFCD15024R4**	**HFCD15048R4**
9µm OS2 Singlemode	**HFCD15006RS**	**HFCD15012RS**	**HFCD15024RS**	**HFCD15048RS**
Plenum				
62.5µm OM1 Multimode	**HFCD15006P6**	**HFCD15012P6**	**HFCD15024P6**	**–**
50µm OM3 Multimode	**HFCD15006P3**	**HFCD15012P3**	**HFCD15024P3**	**HFCD15048P3**
50µm OM4 Multimode	**HFCD15006P4**	**HFCD15012P4**	**HFCD15024P4**	**HFCD15048P4**
9µm OS2 Singlemode	**HFCD15006PS**	**HFCD15012PS**	**HFCD15024PS**	**HFCD15048PS**


① ② ③

Delivery

Hubbell generic HFCD Series fiber cables are priced and delivered in feet units. Reel size and weight are determined by cable type and length ordered. Specify cable put-up lengths on purchase order. Minimum Order Quantity (MOQ) for non-stocked cables is 1,640 feet. Contact Hubbell Premise Wiring for availability. Length ordered may be subject to a +/- 10% production tolerance. Cut charges may apply to multi-reel orders. Refer to charts on page I5 for reel capacities, dimensions and estimated shipping weights.

Stocked Cables

Common Hubbell generic fiber cables are stocked at the plant. Short lengths may be available from stock reels. Contact Hubbell Premise Wiring for availability and fast delivery.

Indoor/Outdoor Tight Buffer Fiber Cable

Riser

	Fiber Count			
	2-Strand	6-Strand	12-Strand	24-Strand
62.5µm OM1 Multimode	**HFCD14002R6BK**	**HFCD14006R6BK**	**HFCD14012R6BK**	**HFCD14024R6BK**
50µm OM3 Multimode	**HFCD14002R3BK**	**HFCD14006R3BK**	**HFCD14012R3BK**	**HFCD14024R3BK**
50µm OM4 Multimode	**HFCD14002R4BK**	**HFCD14006R4BK**	**HFCD14012R4BK**	**HFCD14024R4BK**
9µm OS2 Singlemode	**HFCD14002RSBK**	**HFCD14006RSBK**	**HFCD14012RSBK**	**HFCD14024RSBK**
Plenum				
62.5µm OM1 Multimode	**HFCD14002P6BK**	**HFCD14006P6BK**	**HFCD14012P6BK**	**HFCD14024P6BK**
50µm OM3 Multimode	**HFCD14002P3BK**	**HFCD14006P3BK**	**HFCD14012P3BK**	**HFCD14024P3BK**
50µm OM4 Multimode	**HFCD14002P4BK**	**HFCD14006P4BK**	**HFCD14012P4BK**	**HFCD14024P4BK**
9µm OS2 Singlemode	**HFCD14002PSBK**	**HFCD14006PSBK**	**HFCD14012PSBK**	**HFCD14024PSBK**

Riser		
	48-Strand	72-Strand
62.5µm OM1 Multimode	–	–
50µm OM3 Multimode	**HFCD14048R3BK**	**HFCD14072R3BK**
50µm OM4 Multimode	**HFCD14048R4BK**	**HFCD14072R4BK**
9µm OS2 Singlemode	**HFCD14048RSBK**	① **HFCD14072RSBK**
Plenum		
62.5µm OM1 Multimode	–	–
50µm OM3 Multimode	**HFCD14048P3BK**	**HFCD14072P3BK**
50µm OM4 Multimode	**HFCD14048P4BK**	**HFCD14072P4BK**
9µm OS2 Singlemode	② **HFCD14048PSBK**	**HFCD14072PSBK**

Composite Indoor/Outdoor Tight Buffer Fiber Cable

Custom combinations of multimode and singlemode can be quoted and made to order. MOQ is 1,640 feet. Contact Hubbell Premise Wiring for quote.

Indoor/Outdoor Armored Tight Buffer Fiber Cable

Riser

	Fiber Count			
	6-Strand	12-Strand	24-Strand	48-Strand
62.5µm OM1 Multimode	**HFCD19006R6BK**	**HFCD19012R6BK**	**HFCD19024R6BK**	–
50µm OM3 Multimode	**HFCD19006R3BK**	**HFCD19012R3BK**	**HFCD19024R3BK**	**HFCD19048R3BK**
50µm OM4 Multimode	**HFCD19006R4BK**	**HFCD19012R4BK**	**HFCD19024R4BK**	**HFCD19048R4BK**
9µm OS2 Singlemode	**HFCD19006RSBK**	**HFCD19012RSBK**	**HFCD19024RSBK**	**HFCD19048RSBK**
Plenum				
62.5µm OM1 Multimode	**HFCD19006P6BK**	**HFCD19012P6BK**	**HFCD19024P6BK**	**HFCD19048P6BK**
50µm OM3 Multimode	**HFCD19006P3BK**	**HFCD19012P3BK**	**HFCD19024P3BK**	**HFCD19048P3BK**
50µm OM4 Multimode	**HFCD19006P4BK**	**HFCD19012P4BK**	**HFCD19024P4BK**	**HFCD19048P4BK**
9µm OS2 Singlemode	**HFCD19006PSBK**	**HFCD19012PSBK**	**HFCD19024PSBK**	③ **HFCD19048PSBK**

Reel Selection and Capacities for Hubbell HFCD Series Indoor and I/O Cables

Hubbell Fiber Cable Delivery Policy

- HFCD Series fiber cables are priced and delivered in feet
- Cable orders, when permissible, are shipped on a single reel unless otherwise specified
- Multi reel put-up lengths required by the customer must be specified at the time of ordering
- Cable lengths that exceed single reel capacity must have the split approved by the customer
- MOQ for non-stocked cable is 1,640 feet
- Cables made to order are subject to a +/-10% production tolerance
- Customer order must match total length shipped
- Reel capacity values on this specification allow for a 2-inch cable-to-flange clearance as illustrated
- Refer to reel dimensions on selection and capacity charts
- Cut charges may apply to multi-reel orders

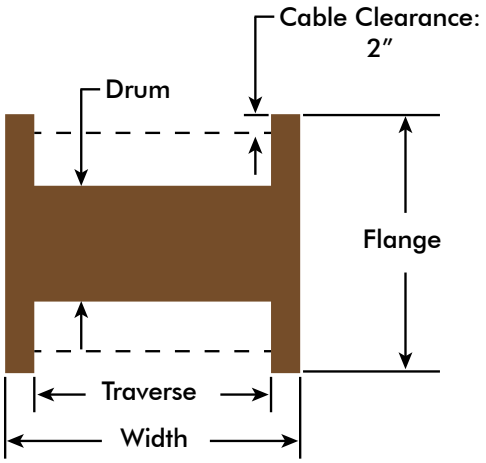

Weights, Dimensions and Capacities

- Cable Weight = [Length Ordered] X [Weight per Foot]
- Estimated Shipping Weight = [Cable Weight] + [Reel Weight] + [Skid Weight]
- Reel capacities on this specification allow for a 2 inch cable-to-flange clearance
- Refer to specific dimensions on the reel selection chart
- Shipping dimensions = [Flange] X [Flange] X [Width]
- Estimated Shipping Width = [Traverse Length] + [2 inches]

Standard Reel Selections

Reel	Flange Diameter in	Traverse Length in	Drum Diameter in	Reel Weight lb	Skid Weight lb
A	24	15	16.5	*	n/a
B	30	24	18	30	30
C	45	24	18	115	40
D	48	24	24	120	40

**A-size reels are plastic and boxed; see charts for cable weight*

Hubbell HFCD Series Fiber Cable: Max Reel Capacity Chart, Plenum or Riser

Cable Family	Fiber Count	Overall Jacket Diameter in (mm)	Reel A 24″ Flange ft	Reel B 30″ Flange ft	Reel C 45″ Flange ft	Reel D 48″ Flange ft	Cable Weight per Foot lb
HFCD1 Series: Indoor Distribution HFCD14 Series: Indoor/Outdoor	2 strand	0.174 (4.4)	5400	17,500	n/a	n/a	0.012
	6 strand	0.210 (5.3)	4100	14,000	n/a	n/a	0.020
	12 strand	0.250 (6.3)	2900	10,000	n/a	n/a	0.035
	24 strand	0.320 (8.1)	1700	5900	n/a	n/a	0.043
HFCD1M Series: Indoor Multi-Unit	48 strand	0.610 (15.4)	n/a	1400	2100	n/a	0.146
	72 strand	0.790 (20)	n/a	1050	1700	n/a	0.233
HFCD14 Series: Indoor/Outdoor Multi-Unit	48 strand	0.610 (15.4)	n/a	1400	2100	n/a	0.146
	72 strand	0.790 (20)	n/a	1050	1700	n/a	0.233
HFCD15 Series: Armored Indoor HFCD19 Series: Armored Indoor/Outdoor	6 strand	0.625 (15.9)	n/a	n/a	n/a	5400	0.165
	12 strand	0.625 (15.9)	n/a	n/a	n/a	5400	0.170
	24 strand	0.684 (17.4)	n/a	n/a	n/a	4500	0.188
	48 strand	0.930 (23.5)	n/a	n/a	n/a	2200	0.365

Note: Reel capacities are approximate based on safe clearance below flange diameter. Reel size is determined by cable diameter and quantity ordered.



Features

- Gel-free construction for ease of preparation
- Premium, low loss, bend-insensitive fibers
- Bright colored fiber coatings and buffer tubes
- Suitable for outdoor aerial and duct applications

Specifications

- Tensile pulling load rating: 600lb
- Fibers per buffer tube: 12
- Central strength member: reinforced dielectric
- Minimum bend radius (with load): 20x cable diameter
- Installation temperature: -22° F to +140° F



①



②

Hubbell Branded Indoor/Outdoor Loose Tube Fiber Cable

Riser

	Fiber Count				
	6-Strand	12-Strand	24-Strand	48-Strand	72-Strand
62.5µm OM1 Multimode	**HFCH2006R6BK**	**HFCH2012R6BK**	**HFCH2024R6BK**	–	–
50µm OM3 Multimode	**HFCH2006R3BK**	**HFCH2012R3BK**	**HFCH2024R3BK**	**HFCH2048R3BK**	**HFCH2072R3BK**
50µm OM4 Multimode	**HFCH2006R4BK**	**HFCH2012R4BK**	**HFCH2024R4BK**	**HFCH2048R4BK**	**HFCH2072R4BK**
9µm OS2 Singlemode	**HFCH2006RSBK**	**HFCH2012RSBK**	**HFCH2024RSBK**	**HFCH2048RSBK**	**HFCH2072RSBK**

Plenum

62.5µm OM1 Multimode	**HFCH2006P6BK**	**HFCH2012P6BK**	**HFCH2024P6BK**	–	–
50µm OM3 Multimode	**HFCH2006P3BK**	**HFCH2012P3BK**	**HFCH2024P3BK**	**HFCH2048P3BK**	**HFCH2072P3BK**
50µm OM4 Multimode	**HFCH2006P4BK**	**HFCH2012P4BK**	**HFCH2024P4BK**	**HFCH2048P4BK**	**HFCH2072P4BK**
9µm OS2 Singlemode	**HFCH2006PSBK**	**HFCH2012PSBK**	**HFCH2024PSBK**	**HFCH2048PSBK**	**HFCH2072PSBK**

Riser

		96-Strand	144-Strand
9µm OS2 Singlemode	①	**HFCH2096RSBK**	**HFCH2144RSBK**

Plenum

9µm OS2 Singlemode		**HFCH2096PSBK**	**HFCH2144PSBK**

Hubbell Branded Outdoor Loose Tube Fiber Cable

Black, polyethylene jacket, non-rated

	Fiber Count				
	6-Strand	12-Strand	24-Strand	48-Strand	72-Strand
62.5µm OM1 Multimode	**HFCH3006BK6**	**HFCH3012BK6**	**HFCH3024BK6**	–	–
50µm OM3 Multimode	**HFCH3006BK3**	**HFCH3012BK3**	**HFCH3024BK3**	**HFCH3048BK3**	**HFCH3072BK3**
50µm OM4 Multimode	**HFCH3006BK4**	**HFCH3012BK4**	**HFCH3024BK4**	**HFCH3048BK4**	**HFCH3072BK4**
9µm OS2 Singlemode	**HFCH3006BKS**	**HFCH3012BKS**	**HFCH3024BKS**	**HFCH3048BKS**	**HFCH3072BKS**

		96-Strand	144-Strand
9µm OS2 Singlemode	②	**HFCH3096BKS**	**HFCH3144BKS**



Features

- Gel-free construction for ease of preparation
- Corrugated armor for direct burial protection
- Premium, low loss, bend-insensitive fibers
- Bright colored fiber coatings and buffer tubes
- Suitable for aerial lashed and direct burial applications

Specifications

- Tensile pulling load rating: 600lb
- Fibers per buffer tube: 12
- Central strength member: reinforced dielectric
- Minimum bend radius (with load): 20x cable diameter
- Installation temperature: -22° F to +140° F



①



②

Hubbell Branded Outdoor Armored Fiber Cable

Polyethylene jacket, non-rated

	Fiber Count				
	6-Strand	12-Strand	24-Strand	48-Strand	72-Strand
62.5µm OM1 Multimode	**HFCH4006BK6**	**HFCH4012BK6**	**HFCH4024BK6**	**–**	**–**
50µm OM3 Multimode	**HFCH4006BK3**	**HFCH4012BK3**	**HFCH4024BK3**	**HFCH4048BK3**	**HFCH4072BK3**
50µm OM4 Multimode	**HFCH4006BK4**	**HFCH4012BK4**	**HFCH4024BK4**	**HFCH4048BK4**	**HFCH4072BK4**
9µm OS2 Singlemode	**HFCH4006BKS**	**HFCH4012BKS**	**HFCH4024BKS**	**HFCH4048BKS**	**HFCH4072BKS**

	96-Strand	144-Strand
9µm OS2 Singlemode ①	**HFCH4096BKS**	**HFCH4144BKS**

Hubbell Branded Outdoor Armored Double Jacket Fiber Cable

Polyethylene jacket, non-rated

	Fiber Count				
	6-Strand	12-Strand	24-Strand	48-Strand	72-Strand
50µm OM3 Multimode	**HFCH5006BK3**	**HFCH5012BK3**	**HFCH5024BK3**	**HFCH5048BK3**	**HFCH5072BK3**
50µm OM4 Multimode	**HFCH5006BK4**	**HFCH5012BK4**	**HFCH5024BK4**	**HFCH5048BK4**	**HFCH5072BK4**
9µm OS2 Singlemode	**HFCH5006BKS**	**HFCH5012BKS**	**HFCH5024BKS**	**HFCH5048BKS**	**HFCH5072BKS**

	96-Strand	144-Strand
9µm OS2 Singlemode ②	**HFCH5096BKS**	**HFCH5144BKS**

Buffered Cross Section
Buffer: 900µm; Coating 250µm

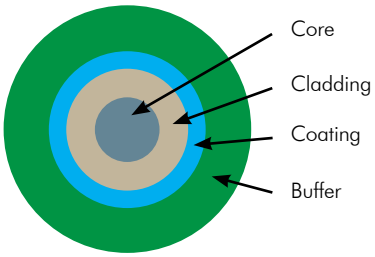

Loose Tube Cross Section
Coating 250µm

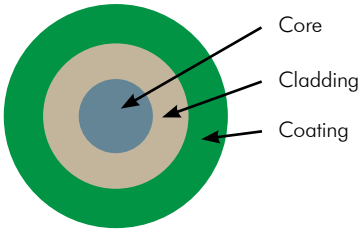

Optical Fiber Performance Specifications for HFCD and HFCH Series Cable

Fiber Type	Max Attenuation (dB/km)		Laser-Based EMB (MHz·Km)		1 Gb/s Link Distance (meters)		10 Gb/s Link Distance (meters)		40/100 Gb/s Link Distance (meters)	
	850 nm	1300 nm	850 nm	1300 nm	850 nm	1300 nm	850 nm	1300 nm	850 nm	1300 nm
OM1	≤ 2.9	≤ 0.6	220	n/a	300	550	26	n/a	n/a	n/a
OM2	≤ 2.3	≤ 0.6	950	n/a	750	550	150	n/a	n/a	n/a
OM3	≤ 2.3	≤ 0.6	2000	n/a	1,000	550	300	n/a	150	n/a
OM4	≤ 2.3	≤ 0.6	4700	n/a	1,100	550	550	n/a	150	n/a
	1310 nm	**1550 nm**	**1310 nm**	**1550 nm**	**1310 nm**	**1550 nm**	**1310 nm**	**1550 nm**	**1310 nm**	**1550 nm**
OS2	≤ 0.35	≤ 0.20	n/a	n/a	n/a	n/a	10,000	40,000	10,000	40,000

Note: Fiber attenuation is un-cabled. All link distance limits are based on 1.0 dB max connector loss. OM3, OM4 and OS2 are bend-insensitive fibers for optimum cable bend loss performance.

Optical Fiber Dimensional Specifications: HFCD Series Cables

Fiber Type	Core Diameter (microns)	Cladding Diameter (microns)	Core-Clad Concentricity (microns)	Cladding Non-Circularity	Core Non-Circularity	Coating Diameter (microns)	Coating-Cladding Concentricity (microns)
OM1	62.5 ± 2.5 µm	125 ± 2.0 µm	≤ 1.5 µm	≤ 1.0%	≤ 5.0%	242 ± 5 µm	< 12 µm
OM3	50.0 ± 2.5 µm	125 ± 1.0 µm	≤ 1.5 µm	≤ 1.0%	≤ 5.0%	242 ± 5 µm	< 12 µm
OM4	50.0 ± 2.5 µm	125 ± 1.0 µm	≤ 1.5 µm	≤ 1.0%	≤ 5.0%	242 ± 5 µm	< 12 µm
OS2	9.2 µm**	125 ± 0.7 µm	≤ 0.5 µm	≤ 0.7%	n/a	242 ± 5 µm	< 12 µm

***OS2 mode field diameter at 1310nm: 9.2 ± 0.4µm; OS2 mode field diameter at 1550nm: 10.4 ± 0.4µm.*

Optical Fiber Dimensional Specifications: HFCH Series Cables

Fiber Type	Core Diameter (microns)	Cladding Diameter (microns)	Core-Clad Concentricity (microns)	Cladding Non-Circularity	Core Non-Circularity	Coating Diameter (microns)	Coating-Cladding Concentricity (microns)
OM1	62.5 ± 2.0µm	125 ± 1.0µm	≤ 1.0µm	≤ 0.7%	≤ 5.0%	242 ± 5µm	< 10.0µm
OM3	50.0 ± 2.0µm	125 ± 1.0µm	≤ 1.0µm	≤ 0.7%	≤ 5.0%	242 ± 5µm	< 6.0µm
OM4	50.0 ± 2.0µm	125 ± 1.0µm	≤ 1.0µm	≤ 0.7%	≤ 5.0%	242 ± 5µm	< 6.0µm
OS2	8.8µm*	125 ± 0.4µm	≤ 0.3µm	≤ 0.3%	n/a	242 ± 5µm	< 12µm

**OS2 mode field diameter at 1310nm: 9.2 ± 0.4µm; OS2 mode field diameter at 1550nm: 10.4 ± 0.4µm.*

Cable Color Reference

- Indoor, Tight-Buffered
  - Orange: OM1 and OM2
  - Aqua: OM3 and OM4
  - Yellow: singlemode
- Indoor/Outdoor, Tight-Buffered
  - Black: all fiber types
- Outdoor and Indoor/Outdoor, Loose Tube
  - Black: all fiber types

Color Chart:

Aqua Black Orange Yellow

Note: Refer to product data sheets on our website for detailed specifications and application guidelines.



FIBER

Enclosures & Panels





Hubbell premium quality fiber enclosures support a wide range of interconnect applications, from data centers to the building backbone, horizontal and entrance facilities. This section features Hubbell enhanced FCR Series enclosures, designed based on customer input to maximize utility and ease of installation. The high density FCRHD1U Series data center enclosures offer 144 LC ports in a one unit rack space for maximum density. Enclosures for U.S. government trade-agreement compliance are also available.







Index

FCR HD Rack Mount Enclosure System J3
FCR Rack Mount Enclosures J4
FTR Enclosures and OFPNL Panels J5
FPR Rack Mount Enclosures J6
FEUR Rack Mount Interconnect Shelves J7
Rack Mount Splice Enclosures J8
Wall Mount Enclosures J9
Hinged Wall Mount and Outside Plant Enclosures J10

FCR HD Rack Mount Enclosure System



Features

- Ultra high density for data center applications
- Complete interconnect system for 10G, 25G, 40G, 50G, 100G and 200G applications
- Full compliment of LC-MPO and MPO adapter cassettes

High Density Enclosures

Rack Units	Height In (mm)	Width In (mm)	Depth In (mm)	LC Port Capacity	HD Cassette Capacity	Sliding Drawers	Color	Catalog No.
1U	1.75" (44)	19" (483)	17" (432)	144	12	3	Black	**FCRHD1UBK**
4U	7.00" (178)	19" (483)	25.7 (653)	576	48	12	Black	① **FCRHD4UBK**


①

HD Series Ultra Compact MPO 12-Port LC Quad Cassettes

Type A polarity; straight through (pin 1 to pin 1, pin 2 to pin 2, etc.)

Fiber Type	Adapter Color	Catalog No.
OM3	Aqua	② **OCLCHD50G3**
OM4	Aqua	**OCLCHD50G4**
OS2	Blue	③ **OCLCHDSM**
OM4	Violet	④ **OCLCHD50G4VI**
Type C polarity; crossed pairs (pin 1 to pin 2, pin 2 to pin 1, etc.)		
OM4	Aqua	**OCLCHD50G4C**
OM4	Violet	**OCLCHD50G4CVI**


②


③


④

HD-Series MPO 6-Port Adapter Cassettes, Standard and Reversed Polarity

Supports 40G/100G MPO interconnect applications; use only with HD enclosures FCRHD1UBK and FCRHD4UBK

Adapter Color	Catalog No.
Aqua	**OCHDMTPD3AQ**
Violet	⑤ **OCHDMTPD3VI**
Green	**OCHDMTPD3GN**
Gray (reversed polarity)	⑥ **OCHDMTPD3RPGY**


⑤


⑥

Note: Standard polarity is key-up to key-down; reversed polarity is key-up to key-up. Use reversed polarity to convert from A to B trunk polarity. See data sheet for 40G/100G MPO channel migration guidelines.



Specifications

- 16 gauge cold rolled steel
- Black powder coated
- Slide-out inner drawer for maximum access
- Fully removable one-piece slide-out cover

Standards

- EIA/ECA-310-E
- TIA-569-D



①



②



③

Enhanced Rack Mount Enclosures

Rack Units	Height In (mm)	Width In (mm)	Depth In (mm)	FSP Panel Capacity	Splice Tray Capacity	Max LC Port Capacity	Standard Catalog No.	Locking Catalog No.
1	1.75" (44)	19" (483)	17" (432)	3	3	72	**FCR1U3SP**	**FCR1U3SPL**
2	3.5" (89)	19" (483)	17" (432)	6	6	144	① **FCR2U6SP**	**FCR2U6SPL**
2	3.5" (89)	19" (483)	17" (432)	9	6	216	**FCR2U9SP**	**FCR2U9SPL**
3	5.25" (133)	19" (483)	17" (432)	12	12	288	② **FCR3U12SP**	**FCR3U12SPL**
4	7.00" (178)	19" (483)	17" (432)	15	16	360	**FCR4U15SP**	**FCR4U15SPL**

Note: Locking versions assembled to order.
FCR2U9SP does not accept Plug-n-Play OC Series cassettes.

Enhanced Rack Mount Enclosure, Vertical Panel Mounting

Rack Units	Height In (mm)	Width In (mm)	Depth In (mm)	FSP Panel Capacity	Splice Tray Capacity	Max LC Port Capacity	Standard Catalog No.	Locking Catalog No.
4	7.00" (178)	19" (483)	17" (432)	12	16	288	③ **FCR4U12SPV**	**FCR4U12SPVL**

NAFTA Series Rack Mounted Enclosures

Rack Units	Height In (mm)	Width In (mm)	Depth In (mm)	FSP Panel Capacity	Splice Tray Capacity	Max LC Port Capacity	Catalog No.
1	1.75" (44)	19" (483)	17" (432)	3	2	72	**FCR1U3SPNA**
2	3.5" (89)	19" (483)	17" (432)	6	6	144	**FCR2U6SPNA**
2	3.5" (89)	19" (483)	17" (432)	9	6	216	**FCR2U9SPNA**
3	5.25" (133)	19" (483)	17" (432)	12	12	288	④ **FCR3U12SPNA**
4	7.00" (178)	19" (483)	17" (432)	15	16	360	**FCR4U15SPNA**



④

Note: All NAFTA versions supplied with lock.
FCR2U9SPNA does not accept Plug-n-Play OC Series cassettes.

Accessories

Description	Catalog No.
Label kit, 1U, with mounting clip, 12-pack	**LBLKTFCR1U12**
Label kit, 2U, with mounting clip, 12-pack	⑤ **LBLKTFCR2U12**
Label kit, 3U/4U, with mounting clip, 12-pack	**LBLKTFCR34U12**
Cable management kit, bend radius clip, 4-pack	**FBRMGTCLPK4**
Label mounting clip, 12-pack	**LBLCLPFCR12**
Splice tray, 12 fusion splice	⑥ **STRAY12F**
Splice tray, 24 fusion splice	**STRAY24F**



⑤



⑥

FTR Enclosures and OFPNL Panels



①



②



③ Shown with Cassettes (Sold Separately)



④

FTR Series Fixed Rack Mount Enclosures

Standard (3-across)

Rack Units	Height In (mm)	Width In (mm)	Depth In (mm)	LC Port Capacity	Panel Capacity	Splice Tray Capacity	Catalog No.
1U	1.75" (44)	19" (483)	17" (432)	72	3	3	① **FTR1U3SP**
2U	3.5" (89)	19" (483)	17" (432)	144	6	6	**FTR2U6SP**
3U	5.25" (133)	19" (483)	17" (432)	288	12	12	**FTR3U12SP**
4U	7.00" (178)	19" (483)	17" (432)	360	15	16	② **FTR4U15SP**
H4 Series (4-across)							
1U	1.75" (44)	19" (483)	17" (432)	96	4	3	③ **FTR1U4H4**
2U	3.5" (89)	19" (483)	17" (432)	192	8	6	④ **FTR2U8H4**
4U	7.00" (178)	19" (483)	17" (432)	384	20	16	**FTR4U20H4**

Note: See page G8 for compatible FSP H4 Series panels and OC H4 Series cassettes.



①



②



③



③ Shown with Cassettes (Sold Separately)

OFPNL Series Rack Mounted Panels

Standard (3-across)

Rack Units	Height In (mm)	Width In (mm)	Depth In (mm)	LC Port Capacity	Panel Capacity	Splice Tray Capacity	Catalog No.
1U	1.75" (44)	19" (483)	0.5"	72	2	N/A	① **OFPNL1U2SP**
					3	N/A	② **OFPNL1U3SP**
H4 Series (4-across)							
1U	1.75" (44)	19" (483)	0.5"	96	4	N/A	③ **OFPNL1U4H4**

Note: See page G8 for compatible FSP H4 Series panels and OC H4 Series cassettes.



①



① Shown with Cassettes (Sold Separately)



②



② Shown with Cassettes (Sold Separately)

OFPNL Series Rack Mounted Panels with Cable Management Tray

Standard (3-across)

Rack Units	Height In (mm)	Width In (mm)	Depth In (mm)	LC Port Capacity	Panel Capacity	Splice Tray Capacity	Catalog No.
1U	1.75" (44)	19" (483)	8" (203)	72	3	N/A	① **OFPNL1U3SPM**
H4 Series (4-across)							
1U	1.75" (44)	19" (483)	8" (203)	96	4	N/A	② **OFPNL1U4H4M**



①



②



③

Pre-Punched Enclosures

Loaded (multimode applications only)

Rack Units	Height Inches (mm)	Width Inches (mm)	Depth Inches (mm)	Connector Type	Port Capacity	No. of Adapters	Catalog No.
1	1.75" (44)	19" (483)	11" (279)	ST-style	12	12	① **FPR012STM**
				SC duplex	12	6	**FPR012SCM**
					24	12	**FPR024SCM**

Unloaded

Rack Units	Height Inches (mm)	Width Inches (mm)	Depth Inches (mm)	Connector Type	Port Capacity	No. of Adapters	Catalog No.
1	1.75" (44)	19" (483)	11" (279)	SC duplex	12	6	**FPR012SCX**
					24	12	② **FPR024SCX**

Note: Contact Hubbell Premise Wiring for other configurations, custom made to order. See page G14 for screw-mount SC duplex and LC quad adapters.

Pre-Punched Enclosures, FSP Panel Style

Unloaded

Rack Units	Height Inches (mm)	Width Inches (mm)	Depth Inches (mm)	Panel Capacity	Maximum LC Port Capacity	Catalog No.
1	1.75" (44)	19" (483)	11" (279)	3	72	③ **FPR3SP**
						FPR3SPGSA

See pages G9-11 for FSP adapter panels.

Cable Management Brackets

Fits all FPR series panels

Description	Catalog No.
Protective bracket/cable management bar	④ **FPRBRKT1**



④

Accessories

Description	Catalog No.
Splice tray, 12 fusion splice	**STRAY12F**
Splice tray, 24 fusion splice	**STRAY24F**
Cable management kit, bend radius clip, 4-pack	**FBRMGTCLPK4**
Fiber management spool kit	⑤ **OFSPOOLPK2**



⑤

FEUR Rack Mount Interconnect Shelves



Specifications

- 16 gauge cold rolled steel
- Black powder coated

Standards

- EIA/ECA-310-E
- TIA-569-D



①



②



③



④

Fiber Interconnection Shelves

Loaded, includes (2) fiber management spools and (1) splice holder

Adapter Type	Height Inches (mm)	Width Inches (mm)	Depth Inches (mm)	Port Capacity	No. of Adapters	Adapter Color	Catalog No.
LC duplex; MM	1.75" (44)	19" (483)	8.6" (218)	12	6	Beige	**FEUR12LCDM**
				24	12	Beige	**FEUR24LCDM**
				48	24	Beige	**FEUR48LCDM**
				12	6	Aqua	**FEUR12LCDOM3**
				24	12	Aqua	① **FEUR24LCDOM3**
				48	24	Aqua	**FEUR48LCDOM3**
LC duplex; SM	1.75" (44)	19" (483)	8.6" (218)	12	6	Blue	**FEUR12LCDSM**
				24	12	Blue	**FEUR24LCDSM**
				48	24	Blue	**FEUR48LCDSM**
ST; MM	1.75" (44)	19" (483)	8.6" (218)	12	12	Nickel	**FEUR12STM**
				24	24	Nickel	② **FEUR24STM**
SC duplex; MM	1.75" (44)	19" (483)	8.6" (218)	12	6	Beige	**FEUR12SCM**
				24	12	Beige	③ **FEUR24SCM**
				48	24	Beige	**FEUR48SCM**
				12	6	Aqua	**FEUR12SCOM3**
				24	12	Aqua	**FEUR24SCOM3**
				48	24	Aqua	**FEUR48SCOM3**
SC duplex; SM	1.75" (44)	19" (483)	8.6" (218)	12	6	Blue	**FEUR12SCSM**
				24	12	Blue	**FEUR24SCSM**
				48	24	Blue	**FEUR48SCSM**

Note: Contact Hubbell Premise Wiring for additional configurations.

Unloaded

Adapter Type	Height Inches (mm)	Width Inches (mm)	Depth Inches (mm)	Maximum LC Port Capacity	Rack Units	Catalog No.
FSP adapter panel	1.75" (44)	19" (483)	8.6" (218)	72	1	④ **FEURFSPD**

See pages G9-11 for FSP adapter panels.

Accessories

Description	Catalog No.
Fiber management spool kit	**OFSPOOLPK2**
24F splice tray, plastic	**OFSPLKT24F**



Open



Closed

Specifications

- 16 gauge cold rolled steel
- Black powder coated
- Removable cover

Standards

- EIA/ECA-310-E
- TIA-569-D



①



②
③



④
⑤

Splice Enclosures and Hinged Rack Mount Splice Shelves

Rack Units	Height Inches (mm)	Width Inches (mm)	Depth Inches (mm)	Splice Tray Capacity		Catalog No.
1	1.75" (44)	19" (483)	11" (279)	2	①	**FSS01S**
2	3.5" (89)	19" (483)	11" (279)	6		**FCR350SE**
						FSS02S

Note: Splice trays not included.

Splice Trays

No. of Fibers	Height Inches (mm)	Width Inches (mm)	Length Inches (mm)	Type		Catalog No.
12	0.4" (10)	5" (127)	7" (178)	Fusion	②	**STRAY12F**
24	0.4" (10)	5" (127)	10" (254)	Fusion	③	**STRAY24F**
144	0.4" (10)	5" (127)	10" (254)	(12x12 ribbon)		**STRAY12RFS**
				(12x12 ribbon, deep)		**STRAY12RFSDP**

Fusion Splice Protection Sleeves

25-pack

Fiber Type	Sleeve Length Inches (mm)	Cleave Length Inches (mm)	Sleeve Diameter After Shrink Inches (mm)		Catalog No.
Single, up to 900μm coating	1.6" (40)	.4" (10)	0.12" (3.1)	④	**FSHST401025**
12-fiber ribbon	1.6" (40)	.4" (10)	0.18" (4.5)	⑤	**FRSHST401025**



Double Door, Standard

Specifications

- 16 gauge cold rolled steel
- Black powder coated
- Accepts FSP Series panels

Standards

- EIA/ECA-310-E
- TIA-569-D



①



②



③



④

Wall Mount Enclosures, Double Door

Standard versions

FSP Adapter Panel Capacity	Height Inches (mm)	Width Inches (mm)	Depth Inches (mm)	Enclosure Color	Splice Tray Capacity	Catalog No.
4	12" (305)	14" (356)	3.25" (83)	Black	(2) 7" (178)	**FCW4SP**
12	16" (406)	14" (356)	6.50" (165)	Black	(4) 10" (254)	① **FCW12SP**
NAFTA versions						
4	12" (305)	14" (356)	3.25" (83)	Black	(2) 7" (178)	**FCW4SPGSA**
4	12" (305)	14" (356)	3.25" (83)	Red*	(2) 7" (178)	② **FCW4SPRDGSA**

**Custom colors may be quoted to order. Minimum order quantity and lead time applies.*
Note: For user's side, order optional lock kit separately (see below).
Only FCW12 Series will accept OC Series cassettes.

Wall Mount Enclosures, Single Door

FSP Adapter Panel Capacity	Height Inches (mm)	Width Inches (mm)	Depth Inches (mm)	Splice Tray Capacity	Catalog No.
1	5.75" (146)	9.2" (234)	1.64" (42)	0	**FTU1SP**
2	8.5" (216)	10.6" (269)	2.5" (64)	0	**FTU2SP**
4	11" (279)	13.6" (345)	2.5" (64)	(2) 7" (178)	③ **FTU4SP**

Note: For user's side, order optional lock kit separately (see below).
FTU Series enclosures do not accept OC Series cassettes.

Optional Lock Kits

Description	Catalog No.
Lock kit for cabinets keyed the same as the FCW technician side	④ **FLOCK1**
Lock kit for cabinets keyed differently than the FCW technician side	**FLOCK2**



①



Loaded



Loaded, Hinge Open

FTU Series Hinged Wall Mount Enclosures

Height In (mm)	Width In (mm)	Depth In (mm)	LC Port Capacity	FSP Panel Capacity	Splice Tray Capacity	Color	Catalog No.
7" (178)	12" (305)	4" (102)	48	2	3	Black	① **FTU2SPH**



②



③

FTU Series Outside Plant Enclosures

NEMA 4X rating

Height In (mm)	Width In (mm)	Depth In (mm)	LC Port Capacity	FSP Panel Capacity	Splice Tray Capacity	Color	Catalog No.
18" (457)	10" (254)	4.4" (112)	48	2	3	Beige	② **FTUOS2SP**
21" (533)	17" (432)	7" (178)	288	12	6	Beige	③ **FTUOS12SP**

Pole Mounting Brackets

Description	Catalog No.
For FTUOS2SP; includes grounding studs	④ **FTUOS2SPPMB**
For FTUOS12SP; includes grounding studs	⑤ **FTUOS12SPPMB**



④ ⑤

METAL

Racks

Hubbell's relay racks, server frames and mounted brackets are the first step to a strong foundation that meets future technology needs. These items provide access and support to cabling infrastructure while allowing ease for future moves, adds and changes.











Index

Standard Relay Racks K3
Relay Racks and Server Frames K4
Deep Relay Racks..... K5
Relay Rack Accessories K6
iFRAME® Columns K7
iFRAME® Accessories..... K8
Swing Frames and Wall Mount Brackets K9
Tray and Wall Mount Brackets K10





Standard Relay Racks

Specifications

- Rack material: extruded aluminum
- Black powder coated or mill finish
- Weight capacity: 1,000lb bolted to floor, 500lb unsecured
- Supports 19" EIA wide rack-mount equipment
- 12-24 threaded holes
- Rack unit numbered

Standards

- UL 1863
- EIA/ECA-310-E Universal Mounting Pattern

3" Deep Relay Racks

Black, numbered rack units, universal hole mount pattern for vertical cable managers

Rack Units	External Height Inches (mm)	External Width Inches (mm)	Rail Depth Inches (mm)	Mounting Width Inches (mm)	Black Catalog No.
24	47" (1194)	20" (514)	3" (76)	19" (483)	**HPW48RR19**
36	67" (1702)	20" (514)	3" (76)	19" (483)	**HPW66RR19**
45	84" (2134)	20" (514)	3" (76)	19" (483)	**HPW84RR19***
		24" (607)	3" (76)	23" (584)	**HPW84RR23**
48	89" (2261)	20" (514)	3" (76)	19" (483)	**HPW90RR19**
51	95" (2413)	20" (514)	3" (76)	19" (483)	**HPW96RR19**

*Add **ML** for Mill Finish*



Rack with Vertical Cable Managers



Z-Channel Manager, Hinged

Specifications

- Rack material: extruded aluminum
- Vertical organizer material: steel
- Black powder coated
- Weight capacity: 1,000lb bolted to floor, 500lb unsecured
- Supports 19" EIA wide rack-mount equipment
- 12-24 threaded holes
- Rack unit numbered

Standards

- UL 1863
- EIA/ECA-310-E Universal Mounting Pattern

3" Deep Relay Racks with Cable Managers

Black, includes (2) vertical cable managers, numbered rack units

Rack Units	External Height Inches (mm)	External Width Inches (mm)	Rail Depth Inches (mm)	Z Width Inches (mm)	Cover Style	Catalog No.
45	84" (2134)	19" (483)	3" (76)	3" (152)	Hinged	**CS1973H**
					Clip On	**CS1973**
				6" (152)	Hinged	**CS1976H**
					Clip On	**CS1976**





Deep Relay Racks

Specifications

- Rack material: 0.125" aluminum
- Black powder coated
- Weight capacity: 1,000lb bolted to floor, 500lb unsecured
- Supports 19" EIA wide rack-mount equipment
- 12-24 threaded holes
- Rack unit numbered

Standards

- UL 1863
- EIA/ECA-310-E Universal Mounting Pattern

6" Deep Relay Rack

Black, numbered rack units, universal hole mount pattern for vertical cable managers

Rack Units	External Height Inches (mm)	Mounting Width Inches (mm)	External Width Inches (mm)	Rail Depth Inches (mm)	Catalog No.
45	84" (2134)	19" (483)	20" (514)	6" (152)	**HPW84RR19D**





4-Post Relay Racks

Specifications

- Rack material: 12 gauge steel
- Black powder coated
- Rack unit identified
- Weight capacity: 2,000lb

Standards

- EIA/ECA-310-E Universal Mounting Pattern

4-Post, 19" Relay Rack

Black, rack units identified, integrated ladder tray mounting holes

Rack Units	External Height Inches (mm)	Mounting Width Inches (mm)	External Width Inches (mm)	Depth Inches (mm)	M6 Cage Nut	12-24 Threaded
45	84" (2134)	19" (483)	20" (514)	24" (610)	**SF841924**	**SF841924T**
				29" (742)	**SF841929**	**SF841929T**
				36" (914)	**SF841936**	**SF841936T**
				42" (1067)	**SF841942**	**SF841942T**
				48" (1219)	**SF841948**	**SF841948T**

Hardware Accessories

Description	Qty	Catalog No.
M6 cage nuts	50-pack	**CKM6**
12-24 threaded screws	20-pack	**1224RRSCRW20**





Extra Deep Relay Racks

Specifications

- Rack material: 0.125" aluminum
- Top plate material: 14 gauge steel
- Black powder coated
- Weight capacity: 2,500lb
- Supports 19" EIA wide rack-mount equipment
- 12-24 threaded holes
- Fast assembly

Standards

- UL 1863
- EIA/ECA-310-E Universal Mounting Pattern

Extra Deep Relay Racks

Black, numbered rack units, integrated cable waterfall top, basket weave top for mounting ladder

Rack Units	External Height Inches (mm)	External Width Inches (mm)	Depth Inches (mm)	Mounting Width Inches (mm)	Hole Type	Catalog No.
45	86" (2184)	24" (622)	10" (254)	19" (483)	12-24 Threaded	**HHR45U10**
			16" (406)	19" (483)	12-24 Threaded	**HHR45U16**

Security Enclosure

Black, mounts to HHR45xx Extra Deep Relay Racks only, clips into HHR racks, integrated cable management

Rack Units	Height Inches (mm)	Width Inches (mm)	Depth Inches (mm)	Catalog No.
22	39.7" (1008)	24" (610)	5.9" (150)	**HSE22**



Vertical Wire Cable Managers

Steel wire 0.225 diameter, black powder coated, (2) push pins

Length Inches (mm)	Width Inches (mm)	Depth Inches (mm)	Qty	Catalog No.
40" (1016)	2" (51)	4" (102)	2	**VC8024**

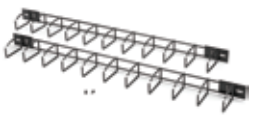

Wire Gate Cable Managers

Steel wire 0.225 diameter, black powder coated, toolless mounting inside or outside of HHR relay racks for securing cable

Length Inches (mm)	Width Inches (mm)	Qty	Catalog No.
10" (254)	2" (51)	10	**VCW1010**
16" (406)	2" (51)	10	**VCW1610**

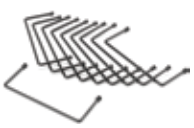



①



②



③

Equipment Shelves

Stationary shelf, 16 gauge, 12-24 mounting hardware

Type	Height Inches (mm)	Width Inches (mm)	Depth Inches (mm)	Load (lb)	Shelf		Catalog No.
Cantilevered	3.5" (89)	19" (483)	14" (356)	50	Solid	①	**MCCCS19**
					Perforated		**MCCCS19P**
Cantilevered	3.5" (89)	19" (483)	11" (279)	50	Perforated		**HSC11P**
Cantilevered	7" (178)	19" (483)	20" (508)	200	Solid	②	**MCCCWS19HD**
Center-weighted	3.5" (89)	19" (483)	19" (483)	75	Solid	③	**MCCCWS19**

19" Filler Panels

Black, includes (1) panel and (4) 12-24 screws

Rack Units	Height Inches (mm)	Flat Catalog No.	Angled Catalog No.
1	1.75" (44)	**MCCBP175**	**ABP175**
2	3.50" (89)	**MCCBP350**	**ABP350**
4	7.00" (178)	**MCCBP700**	**–**



Relay Rack Isolation Pads

Polyester fiberglass pad for isolating relay racks from cement floor, includes (4) isolating bushings for bolts and (4) cement anchors

Type	Use With	Catalog No.
1-piece	HPWxxRR19	**HRRP3**
2-piece	HPW84RR19D, SF8419xx	**HRRP**
2-piece	HHRxxx, HPW84RR23	**HRRPW**



Cement Anchoring Bolts

Galvanized anchor bolts for securing relay racks to cement floor

Length Inches (mm)	Diameter Inches (mm)	Qty	Catalog No.
3.75" (89)	3/8"	4	**HPWRRA**



Rack Label Kit

Includes (3) self-adhesive strips, black label with white lettering (numbers 01 through 60)

Height Inches (mm)	Width Inches (mm)	Catalog No.
35" (889)	0.25" (6)	**RRLABEL**



Extender Brackets, 23"

Black, includes (2) brackets and (1) mounting hardware kit, converts 23" rack mount space to 19"

Length Inches (mm)	Catalog No.
23" (584)	**BREXTB235**







Column with Door Open, Door Closed



4-Post with Columns

Specifications

- 14 gauge cold-rolled steel
- Rails tapped 12-24
- Static load capacity: 1,400lb per column
- Black powder coated
- Configurable
- Seismic Z4 rated*

Standards

- UL 1863 Listed
- EIA/ECA-310-E Universal Mounting Pattern

iFRAME® Columns

Includes (1) iFRAME® column weldment, (1) bottom alignment installation aid and (1) iFRAME top plate floor template, (1) full height front cover with (4) heavy-duty floor anchor washers dual-acting hinges and (2) dual-acting front cover hinges (not included in IS7E), (20) 12-24 x 5/8" dog point machine screws and washers or M6 cage nuts with screws, (4) 4" gates (Catalog No. VCG4), (50) snap-in-place cable routing spools, and (1) assembly hardware kit

Rack Units	Height Inches (mm)	Width Inches (mm)	Channel Depth Inches (mm)	Total Depth Inches (mm)	Hole Type	Top Plate and Spacer	Catalog No.
45	84" (2134)	5" (127)	10.1" (257)	14.2" (361)	12-24	Included	**IS7**
					M6 Cage Nut	Included	**IS7M6**

End of Row

Rack Units	Height Inches (mm)	Width Inches (mm)	Channel Depth Inches (mm)	Total Depth Inches (mm)	Hole Type	Top Plate and Spacer	Catalog No.
45	84" (2134)	5" (127)	10.1" (257)	14.2" (361)	12-24	–	**IS7E**

12" Raised Floor Applications

Rack Units	Height Inches (mm)	Width Inches (mm)	Channel Depth Inches (mm)	Total Depth Inches (mm)	Hole Type	Top Plate and Spacer	Catalog No.
45	96" (2446)	5" (127)	10.1" (257)	14.2" (361)	M6 Cage Nut	Included	**IS7RFM6**

High Capacity

Rack Units	Height Inches (mm)	Width Inches (mm)	Channel Depth Inches (mm)	Total Depth Inches (mm)	Hole Type	Top Plate and Spacer	Catalog No.
45	84" (2134)	7" (178)	12.1" (307)	17.6" (447)	12-24	Included	**IS70718***
		8.5" (216)	14.1" (358)	20.1" (511)	12-24	Included	**IS70920***

**Seismic Z4 rated up to 500lb even load distribution*

Cable Management Spools

Color	Description Inches (mm)	Qty	Catalog No.
Black	3" (76)	50	**ICKSS**
	6" (152)	50	**ICKSS6**
	8" (197)	50	**ICKSS9**



Top Ladder Rack

Color	Ladder Dimensions Inches (mm)	Stringer Dimensions Inches (mm)	Catalog No.
Black	2" H x 12" W (51 x 305)	1½" x ⅜" (38 x 10)	**ICKL**



Category 6A Rear Cable Management Kit

Includes 12"W x 6'L ladder rack sticks (Catalog No. HLS0612B), 12"W x 24"L iFRAME top ladder, 27"W x 24"L iFRAME top ladder, wall mounting kit (Catalog No. HLX0612), T-splice kit (Catalog No. HLTK) and mounting brackets

iFRAME® Width Inches (mm)	Catalog No.
5" (127)	**ICKC**
7" (178)	**ICKCL7**
8.5" (216)	**ICKCL9**



iFRAME® Power Kits

Includes 4" square work box, 20A receptacle L5-20R TWIST-LOCK®, face plate, assembly hardware kit

Description	Receptacle Color	Receptacle	Catalog No.
Standard	Black	HBL2310	**ICKP20**
Isolated ground	Orange	IG2310	**ICKP20IG**



Spacer Kit, 23"

Includes top for 23" column spacing and bottom for 23" column spacing

Color	Catalog No.
Black	**ICK23**



4-Post Rack Kit

Includes adjustable brackets (for spacing columns front to rear) and assembly hardware kit

Description	iFRAME Width Inches (mm)	Catalog No.
For 27" to 39" equipment mounting depth	5" (127)	**ISK4P**
	7" (178)	**ISK4P7**
	8.5" (216)	**ISK4P9**



Power Strip Mounting Brackets for 5" Wide iFRAME® Columns

Includes mounting brackets and assembly hardware kit

Description	Catalog No.
Mounting Brackets	**ICKPM**





Specifications

- Load capacity: 70lb
- Material: 16 gauge braces, 12 gauge equipment frame
- Finish: durable black powder coat
- 3" deep rack uprights
- EIA-310-D universal spacing tapped 12-24 front and back

Wall Mount Swing Frames

Black finish, includes (1) rack frame and mounting hardware ((50) 12-24 screws)

Rack Units	Height Inches (mm)	Width Inches (mm)	Depth Inches (mm)	Catalog No.
12	24" (610)	20.7" (526)	18" (457)	**HPWWMR24**
19	36" (914)	20.7" (526)	18" (457)	**HPWWMR36**
26	48" (1219)	20.7" (526)	18" (457)	**HPWWMR48**





Specifications

- Load capacity:
  - 4 and 6 rack units: 50lb
  - 1 and 2 rack units: 25lb
- 16 gauge steel construction
- Finish: durable black powder coat
- EIA-310-D universal spacing tapped 12-24

Wall Mount Brackets, Bottom-Hinged

Includes assembled bottom-hinged wall bracket

Rack Units	Height Inches (mm)	Width Inches (mm)	Depth Inches (mm)	Catalog No.
1	1.75" (45)	19" (483)	4" (102)	**WBB14**
2	3.50" (89)	19" (483)	4" (102)	① **WBB24**
			8" (203)	**WBB28**
4	7.00" (178)	19" (483)	4" (102)	**WBB44**
			8" (203)	② **WBB48**
6	10.50" (267)	19" (483)	4" (102)	**WBB64**
			8" (203)	**WBB68**
			18" (457)	**WBB618**


①


②

Wall Mount Brackets, Side-Hinged

Includes assembled side-hinged wall bracket

Rack Units	Height Inches (mm)	Width Inches (mm)	Depth Inches (mm)	Catalog No.
2	3.50" (89)	19" (483)	4" 102)	**WBS24**
			8" (203)	③ **WBS28**
4	7.00" (178)	19" (483)	4" 102)	④ **WBS44**
			8" (203)	**WBS48**


③


④



Specifications

- Mounts to wall; equipment positioned vertically
- Weight rating: 50lb
- Material: cold rolled steel
- Finish: black powder coated

Wall Mount Brackets

Rack Units	Height Inches (mm)	Width Inches (mm)	Depth Inches (mm)	Hole Type	Catalog No.
2	4.55" (116)	19.25" (489)	3.9" (99)	12-24 threaded	**WB2**
4	8.05" (204)	19.25" (489)	7.4" (188)	12-24 threaded	**WB4**
6	8.05" (204)	19.25" (489)	11.15" (283)	12-24 threaded	**WB6**



Specifications

- Mounts to wall or ladder tray; panels positioned at a 45 degree angle
- Weight rating: 25lb
- Material: CRS
- Finish: black powder coated

Wall or Tray Mount Brackets

Rack Units	Height Inches (mm)	Width Inches (mm)	Depth Inches (mm)	Hole Type	Catalog No.
2	5" (127)	20" (508)	6.45" (164)	12-24 threaded	**TBA2**
3	6.39" (162)	20" (508)	6.45" (164)	12-24 threaded	**TBA3**
4	7.68" (195)	20" (508)	8.18" (208)	12-24 threaded	**TBA4**



Specifications

- Mounts to ladder tray; underneath or off stringer
- Weight rating: 25lb
- Material: CRS
- Finish: black powder coated

Tray Mount Brackets

Rack Units	Height Inches (mm)	Width Inches (mm)	Depth Inches (mm)	Hole Type	Catalog No.
2	5" (127)	23.5" (597)	3" (76.2)	12-24 threaded	**TBS2**
4	8.5" (216)	23.5" (597)	3" (76.2)	12-24 threaded	**TBS4**
6	12" (305)	23.5" (597)	3" (76.2)	12-24 threaded	**TBS6**



METAL

Cable Management

Hubbell's cable management offering was designed to meet the varying capacity challenges in data centers and telecommunication rooms. From low capacity efficient models, to high capacity models with many options, Hubbell cable management products support all types of cable routing.











Index

M Series Cable Management L3
S Series Cable Management L5
SD Series Cable Management L8
Rail Mounted L9
Cable Fasteners L10



M Series with covers

Specifications

- 14 gauge cold rolled steel
- Dual swing door with positive latch
- 0.225" steel rod diameter supports
- Black powder coated

Installation

- Single column design
- Installer configured rear options
- For flush mount, use HMx7x horizontal organizers with VM vertical cable managers

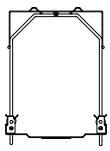

Top View ①

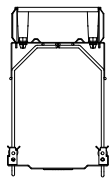

Top View ②

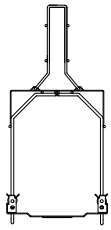

Top View ③

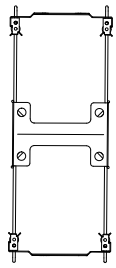

Top View ④



Side View



With Doors

Vertical Cable Management

Height Inches (mm)	Width Inches (mm)	Front Depth Inches (mm)	Rear Depth Inches (mm)	Gates Included	3" Spools Included	Rear Cage	Catalog No.
84" (2134)	6" (152)	10" (254)	–	–	–	–	① **VM610**
84" (2134)	8" (203)	10" (254)	–	–	–	–	**VM810**
84" (2134)	10" (254)	10" (254)	–	–	–	–	**VM1010**
84" (2134)	12" (305)	10" (254)	–	–	–	–	**VM1210**
84" (2134)	6" (152)	10" (254)	3" (76)	4	20	–	② **VM613**
84" (2134)	8" (203)	10" (254)	3" (76)	4	20	–	**VM813**
84" (2134)	10" (254)	10" (254)	3" (76)	4	20	–	**VM1013**
84" (2134)	12" (305)	10" (254)	3" (76)	4	20	–	**VM1213**
84" (2134)	6" (152)	10" (254)	8" (203)	–	–	1	③ **VM618**
84" (2134)	8" (203)	10" (254)	8" (203)	–	–	1	**VM818**
84" (2134)	10" (254)	10" (254)	8" (203)	–	–	1	**VM1018**
84" (2134)	12" (305)	10" (254)	8" (203)	–	–	1	**VM1218**
84" (2134)	6" (152)	10" (254)	10" (254)	–	–	–	④ **VM620**
84" (2134)	8" (203)	10" (254)	10" (254)	–	–	–	**VM820**
84" (2134)	10" (254)	10" (254)	10" (254)	–	–	–	**VM1020**
84" (2134)	12" (305)	10" (254)	10" (254)	–	–	–	**VM1220**

Accessories

Description	Qty	Catalog No.
Rear cage	1	**VMR47**
Power strip bracket	1	**VMRB**

Cable Management Gates

Width	Qty	Catalog No.
6" (152)	16	**VCG6**
8" (203)	4	**VCG8**
10" (254)	4	**VCG10**
12" (305)	4	**VCG12**

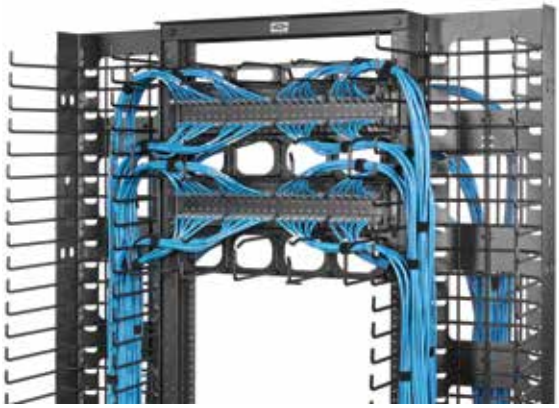

M Series without covers

Specifications

- 14 gauge cold rolled steel
- 0.225" steel rod diameter supports
- Black powder coated

Installation

- Cable radius pass-through holes
- Hinged cover can be removed
- For flush mount, use HMx7x with VM vertical cable managers

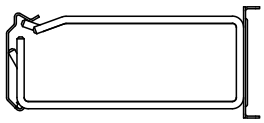

Side View ①

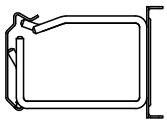

Side View ②



Front ③



④

Horizontal Cable Management

Height (RU)	Front Extension	Rear Extension	Cover	Catalog No.
1	7" (178)	–	Included	① **HM17C**
2	7" (178)	–	Included	**HM27C**
3	7" (178)	–	Included	**HM37C**
4	7" (178)	–	Included	**HM47C**
1	7" (178)	7" (178)	Included	③ **HM177C**
2	7" (178)	7" (178)	Included	**HM277C**
3	7" (178)	7" (178)	Included	**HM377C**
4	7" (178)	7" (178)	Included	**HM477C**
1	4" (102)	–	Included	② **HM14C**
2	4" (102)	–	Included	**HM24C**
3	4" (102)	–	Included	**HM34C**
4	4" (102)	–	Included	**HM44C**
1	4" (102)	–	–	**HM14**
2	4" (102)	–	–	**HM24**
3	4" (102)	–	–	**HM34**
4	4" (102)	–	–	**HM44**
1	2" (51)	–	Included	**HM12C**
2	2" (51)	–	Included	**HM22C**

Cable Management Spools

Color	Description Inches (mm)	Qty	Catalog No.
Black	3" (76)	50	④ **ICKSS**
	6" (152)	50	**ICKSS6**
	9" (229)	50	**ICKSS9**

Horizontal Cover Only

Height (RU)	Catalog No.
1	**HM1C**
2	**HM2C**
3	**HM3C**
4	**HM4C**



S Series shown with covers

Specifications

- 14 gauge cold rolled steel
- Black powder coated
- Magnetic hinged or lift-off covers
- Non-metallic cable support spools

Installation

- Pass-through holes for cables
- Cable managers clip to relay rack to ease mounting



①



②



③



④



⑤

Vertical Cable Management

Front Spool Depth Inches (mm)	Channel Depth Inches (mm)	Rear Spool Depth Inches (mm)	Number of Spools	Width Inches (mm)	Channel Type	Cover		Catalog No.
3" (76)	4" (102)	3" (76)	24	3" (76)	C-channel	–		**VS73**
				4" (102)	C-channel	–	①	**VS74**
				6" (152)	Z-channel	(2) lift-off		**VS76**
						(2) hinged	②	**VS76H**

Vertical Covers

38.5" height

Width Inches (mm)	Qty		Catalog No.
3" (76)	1	③	**VSC3**
4" (102)	1		**VSC4**
6" (152)	1		**VSC6**

Gates

Width Inches (mm)	Qty	Catalog No.
4" (102)	16	**VCG4**
6" (152)	16	**VCG6**

Accessories

Description	Qty		Catalog No.
3" spools	50	④	**ICKSS***
VS joining kit	1		**VCJK**
VS hinge kit	2	⑤	**VCKH**

Add **6 for 6", add **9** for 9"; see page L4*



S Series without covers

Specifications

- 14 gauge cold rolled steel
- Hinged or lift-off cover
- Black powder coated

Installation

- Pass-through holes for cables
- Covers lift off



①



②



③

Horizontal Cable Management

Height (RU)	Front Extension Inches (mm)	Rear Extension Inches (mm)	Cover	Catalog No.
1	6" (152)	–	Included	**HS16C**
2	6" (152)	–	Included	**HS26C**
1	3" (76)	6" (152)	Included	**HS136C**
2	3" (76)	6" (152)	Included	**HS236C**
1	3" (76)	–	Included	① **HS13C**
2	3" (76)	–	Included	**HS23C**
1	3" (76)	–	–	**HS13**
2	3" (76)	–	–	② **HS23**

Horizontal Cover Only

Height (RU)	Catalog No.
1	③ **HS1C**
2	**HS2C**



Specifications

- 14 gauge cold rolled steel
- Black powder coated
- Magnetic hinged or lift-off covers
- 45 RU relay rack

Installation

- Two-piece vertical construction (VS7xx)
- Cable managers clip to relay rack to ease mounting



①



②



③

3" Deep Equipment Racks with Cable Managers

Black; includes (2) vertical cable managers

Rack Units	Height Inches (mm)	Width Inches (mm)	Rail Depth Inches (mm)	Z Depth Inches (mm)	Cover Style	Catalog No.
45	84" (2134)	19" (483)	3" (76)	3" (152)	Hinged	**CS1973H**
					Clip On	① **CS1973**
				6" (152)	Hinged	**CS1976H**
					Clip On	**CS1976**

Vertical Rings

Includes (2) vertical rings and (1) mounting kit

Description	Catalog No.
Bracket, one side	② **MCCVMR2**
Bracket, between racks	③ **MCCVMR22**



SD Series with covers



Specifications

- Plastic duct
- Metal brackets 14 gauge cold rolled steel
- Snap-on covers

Installation

- Two-piece vertical construction
- Covers included

Vertical Cable Management

Width Inches (mm)	Front Extension Inches (mm)	Rear Extension Inches (mm)	Cover	Catalog No.
4" (102)	5" (127)	–	Included	**VSD45**
4" (102)	5" (127)	5" (127)	Included	**VSD105**



Specifications

- Plastic
- Covers included

Installation

- Covers included
- Mounts directly to rail
- Remove fingers for cable access

Horizontal Cable Management

RU	Extension Inches (mm)	Cover	Catalog No.
1	3" (76)	Included	**HSD13**
2	3" (76)	Included	**HSD23**





Specifications

- 16 gauge cold rolled steel
- Black powder coated

Installation

- Adjusts to handle additional equipment
- Route cables through rear or top/bottom holes

Security Device

Height Min.	Height Max.	Depth Inches (mm)	Mounting	Catalog No.
4 RU	6 RU	4" (102)	Any 19" rack	**HSE46**
7 RU	12 RU	12.7" (323)	Any 19" rack	**HSE712**



Specifications

- 14 gauge cold rolled steel
- Black powder coated
- 200lb capacity

Installation

- Server arms extend in 0.5" increments
- M6 cage nut

Server Bracket

Height	Depth Min. Inches (mm)	Depth Max. Inches (mm)	Catalog No.
1 RU	9" (229)	15" (381)	**HSB115**
2 RU	9" (229)	15" (381)	**HSB215**

VELCRO® Brand ONE-WRAP® Cable Ties

Length Inches (mm)	Max. Bundle Dia. Inches (mm)	Color	Qty	Catalog No.
8" (203)	2.5" (64)	Black	10	**HPWCVFBK8**
		Blue	10	**HPWCVFBL8**
		Orange	10	**HPWCVFOR8**
		Red	10	**HPWCVFRD8**
		Yellow	10	**HPWCVFYL8**



Bulk VELCRO® Spool

Width Inches (mm)	Length Feet (mm)		Qty	Catalog No.
1" (25)	10′ (3048)	Cut to length	10	**HPWCVFBK120**
0.625" (16)	75′ (22,860)	Cut to length	1	**HVFBK5875**
0.5" (13)	75′ (22,860)	Cut to length	1	**HVFBK575**
0.5" (13)	75′ (22,860)	Rip to length	1	**HVFBK575S**
0.5" (13)	600′ (182,880)	Cut to length	1	**HVFBK5600**



Basic VELCRO® Brand Fasteners

Length Inches (mm)	Max. Bundle Dia. Inches (mm)	Color	Qty	Catalog No.
22" (559)	7.5" (191)	Black	10	**MCCMV22BK10**
9" (229)	2.5" (64)	Black	10	**MCCMV9BK10**
		Blue	10	**MCCMV9BL10**
		Orange	10	**MCCMV9OR10**
		Pink	10	**MCCMV9PK10**
		Red	10	**MCCMV9RD10**
		Yellow	10	**MCCMV9YL10**
5" (127)	1.4" (36)	Black	10	**MCCMV5BK10**
		Blue	10	**MCCMV5BL10**
		Orange	10	**MCCMV5OR10**
		Pink	10	**MCCMV5PK10**
		Red	10	**MCCMV5RD10**
		Yellow	10	**MCCMV5YL10**



Screw-Mount, Reusable Cable Ties

Length Inches (mm)	Max. Bundle Dia. Inches (mm)	Color	Qty	Catalog No.
9" (229)	2.5" (64)	Black	10	**MCCMV9BS10**
		Orange	10	**MCCMV9OS10**



VELCRO® and ONE-WRAP® are registered trademarks of Velcro Industries B.V.

METAL

Ladder & Basket Tray

Hubbell Ladder and Basket Tray provides innovative, flexible, field-configurable cable management solutions with enhanced capacity, proper support for bend radius and much more. Available for overhead and raised floor applications, Hubbell has a tray system to meet specific cable management requirements while saving labor, minimizing waste and reducing impact to the environment.











Index

Ladder Tray M3
Ladder Tray Accessories M4
Wire Basket Tray, Round Cross-Wire M5
Wire Basket Tray, Flat Style Cross-Wire M6
Wire Basket Tray, Stainless Steel Round Cross-Wire M7
Wire Basket Tray, Under Floor Round Cross-Wire M8
Wire Basket Tray, Preformed Fittings M9
Wire Basket Tray, Supports M10
Wire Basket Tray, Covers and Inserts M11
Wire Basket Tray, Accessories M12



Features

- Material: 16 gauge tubular steel
- Durable powder coat
- Stringer dimensions: 0.375" W x 1.5" H
- Rung spacing: 9.0"
- Weight capacity: 45lb/foot

Straight Sections



Width Inches (mm)	6′ (1829) Length		10′ (3048) Length	
	Gray	Black	Gray	Black
6" (152)	**HLS0606G**	**HLS0606B**	**HLS1006G**	**HLS1006B**
12" (305)	**HLS0612G**	**HLS0612B**	**HLS1012G**	**HLS1012B**
18" (457)	**HLS0618G**	**HLS0618B**	**HLS1018G**	**HLS1018B**
24" (610)	**HLS0624G**	**HLS0624B**	**HLS1024G**	**HLS1024B**

Note: Width = outside to outside dimensions.

90° Turns





Width Inches (mm)	Inside Radius 90°		Outside Radius 90°	
	Gray	Black	Gray	Black
6" (152)	**HLI0690G**	**HLI0690B**	**HLO0690G**	**HLO0690B**
12" (305)	**HLI1290G**	**HLI1290B**	**HLO1290G**	**HLO1290B**
18" (457)	**HLI1890G**	**HLI1890B**	**HLO1890G**	**HLO1890B**
24" (610)	**HLI2490G**	**HLI2490B**	**HLO2490G**	**HLO2490B**





Width Inches (mm)	Flat Turns 90°		Internal Radius 90°, 8.25" (210) Width	
	Gray	Black	Gray	Black
6" (152)	**HLF0690G**	**HLF0690B**	**HLCG**	**HLCB**
12" (305)	**HLF1290G**	**HLF1290B**		
18" (457)	**HLF1890G**	**HLF1890B**		
24" (610)	**HLF2490G**	**HLF2490B**		

Splice Kits





Butt Splice Kit	Swivel Splice Kit	T-Junction Splice Kit
HLBSK	**HLSSK**	**HLTK**

Wall Angle Supports

Width Inches (mm)	Gray	Black
6-12" (152-305)	**HLX0612G**	**HLX0612**
18" (457)	**HLX1518G**	**HLX1518**
24" (610)	**HLX24G**	**HLX24**



Ceiling Mounting Kit

Description	Black
Ceiling mounting kit with two 6′ x 0.625Ø threaded rods	**HLCMK**
Brackets only	**HLCF**



Wall/Rack Mounting Kit

Description	Black
Includes (1) HLMPK19, (1) HLX0612, (1) 40"L x 12"W ladder section	**HLWRK**



Vertical Wall Bracket

Description	Black
2 clips	**HLVWBK**



Protective End Caps

Description	Black
2-pack	**HLECPK2**



J-Bolt Kit

Description	Catalog No.
2-pack, galvanized	**HLJB**



Ladder Standoff Support

Description	Gray	Black
14" vertical support	**HLH14G**	**HLH14B**



Foot Kit

Description	Black
2-pack with splices	**HLRF**



Mounting Kit to Relay Rack

Description	Black
3" rack	**HLMPK19**
6" rack	**HLMPK19D**



Triangle Wall Supports

Width Inches (mm)	Gray	Black
6" (152)	**HLTSB06G**	**HLTSB06B**
12" (305)	**HLTSB12G**	**HLTSB12B**
18" (457)	**HLTSB18G**	**HLTSB18B**
24" (610)	**HLTSB24G**	**HLTSB24B**



Cable Radius Drop

Ladder Width Inches (mm)	Actual Width Inches (mm)	Black
6" (152)	4.5" (114)	**HLCD06***
12" (305)	10.75" (273)	**HLCD12**
18" (457)	16.75" (425)	**HLCD18**
Stringer	7.5" (191)	**HLCDS**

**Can also be mounted on stringer*



Cable Retaining Fence Posts

Nominal Height Inches (mm)	Gray	Black
6" (152)	**HLP06G**	**HLP06B**
8" (203)	**HLP08G**	**HLP08B**
10" (254)	**HLP10G**	**HLP10B**



Elevation Kit

Height Inches (mm)	Black
2–3" (51–76)	**HLEK23**
4–6" (102–152)	**HLEK46**





Features

- T-weld construction prevents snags
- 5mm round wire minimum
- High load rating
- Easy to cut and fabricate fittings in the field
- 100% recycled steel
- 2" x 4" mesh opening
- Use factory support hardware or fabricate supports at the job site
- Painted tray includes factory installed masking to ensure proper grounding at splices; no need to remove paint during installation

Round Cross-Wire

10 Feet per Length 118.3" (3m) 10 Piece Min. Order Qty.	Tray Width in (mm)	Load (lb/ft)	Tray Weight per Length (lb)	Splice Quantity*		Finish	
				90° Sweep Elbow	Straight Splice	Pre-Galvanized	Black Powder Coat
2" Deep Tray	4" (102)	45	7	2	2	**HBT0204**	**HBT0204BK**
	6" (152) •	50	9	3	4	**HBT0206**	**HBT0206BK**
	8" (203) •	52	10.5	4	4	**HBT0208**	**HBT0208BK**
	12" (305) •	58	12	6	4	**HBT0212**	**HBT0212BK**
	16" (406) •	70	15	7	4	**HBT0216**	**HBT0216BK**
	18" (457) •	70	23	9	4	**HBT0218**	**HBT0218BK**
	20" (508) •	73	25	9	5	**HBT0220**	**HBT0220BK**
	22" (559)	73	27	12	5	**HBT0222**	**HBT0222BK**
	24" (610) •	75	31	12	5	**HBT0224**	**HBT0224BK**
	26" (660)	73	33	13	6	**HBT0226**	**HBT0226BK**
	28" (711)	73	35	14	6	**HBT0228**	**HBT0228BK**
	30" (762)	70	38	15	6	**HBT0230**	**HBT0230BK**
	32" (813)	70	39	16	6	**HBT0232**	**HBT0232BK**
4" Deep Tray	4" (102)	49	12	2	4	**HBT0404**	**HBT0404BK**
	6" (152) •	49	13	3	5	**HBT0406**	**HBT0406BK**
	8" (203) •	78	15	4	6	**HBT0408**	**HBT0408BK**
	12" (305) •	78	23	6	6	**HBT0412**	**HBT0412BK**
	16" (406) •	108	27	7	7	**HBT0416**	**HBT0416BK**
	18" (457) •	116	29	9	7	**HBT0418**	**HBT0418BK**
	20" (508) •	116	31	9	7	**HBT0420**	**HBT0420BK**
	22" (559)	116	33	12	8	**HBT0422**	**HBT0422BK**
	24" (610) •	116	35	12	8	**HBT0424**	**HBT0424BK**
	28" (711)	108	39	14	9	**HBT0428**	**HBT0428BK**
6" Deep Tray	8" (203) •	116	23	4	6	**HBT0608**	**HBT0608BK**
	12" (305) •	123	27	6	6	**HBT0612**	**HBT0612BK**
	16" (406) •	123	31	7	7	**HBT0616**	**HBT0616BK**
	18" (457) •	127	33	9	7	**HBT0618**	**HBT0618BK**
	20" (508) •	127	35	9	7	**HBT0620**	**HBT0620BK**
	22" (559) •	127	37	12	8	**HBT0622**	**HBT0622BK**
	24" (610) •	150	39	12	8	**HBT0624**	**HBT0624BK**
8" Deep Tray	8" (203) •	116	27	4	8	**HBT0808**	**HBT0808BK**
	12" (305) •	116	31	6	8	**HBT0812**	**HBT0812BK**
	16" (406) •	116	35	7	9	**HBT0816**	**HBT0816BK**
	18" (457) •	116	37	9	9	**HBT0818**	**HBT0818BK**
	20" (508) •	116	39	9	9	**HBT0820**	**HBT0820BK**

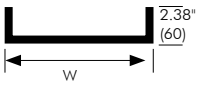

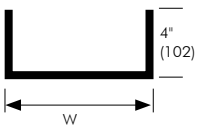

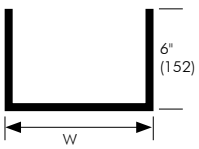

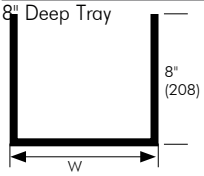

Note: • UL Classified as equipment ground conductor (painted tray cUL Classified only).
All dimensions are +/- 0.25". Custom paint colors available in addition to Black Powder Coat (Contact Hubbell).
HBT0202 (2x2 tray) available as special order. MOQ 40 pieces. Top wire utilizes side weld.

Wire Basket Tray, Flat Style Cross-Wire

HUBBELL NEXTFRAME



Features

- Flat shaped cross-wires provide significantly more surface area to support weight of cables - Ideal for Cat 6 and 6A applications
- Flat ribs provide 400% more surface area and reduce stress on cables by 60%
- 100% recycled steel
- 2" x 4" mesh opening
- Reduction in stress helps maintain Cat 6 and Cat 6A performance
- Cuts and configures the same as round wire tray
- Uses the same splicing and mounting hardware as round wire tray

Flat Style Cross-Wire

10 Feet per Length 118.3" (3m) 10 Piece Min. Order Qty.	Tray Width	Load (Lb/ft)	Tray Weight per Length (Lb)	Splice Quantity*		Finish	
				90° Sweep Elbow	Straight Splice	Pre-Galvanized	Black Powder Coat
2" Deep Tray	4" (102)	45	7	2	2	**HBT0204S**	**HBT0204SBK**
	6" (152) •	50	9	3	4	**HBT0206S**	**HBT0206SBK**
	8" (203) •	52	10.5	4	4	**HBT0208S**	**HBT0208SBK**
	12" (305) •	58	12	6	4	**HBT0212S**	**HBT0212SBK**
	16" (406) •	70	15	7	4	**HBT0216S**	**HBT0216SBK**
	18" (457) •	70	23	9	4	**HBT0218S**	**HBT0218SBK**
	20" (508) •	73	25	9	5	**HBT0220S**	**HBT0220SBK**
	22" (559)	73	27	12	5	**HBT0222S**	**HBT0222SBK**
	24" (610) •	75	31	12	5	**HBT0224S**	**HBT0224SBK**
	26" (660)	73	33	13	6	**HBT0226S**	**HBT0226SBK**
	28" (711)	73	35	14	6	**HBT0228S**	**HBT0228SBK**
	30" (762)	70	38	15	6	**HBT0230S**	**HBT0230SBK**
	32" (813)	70	39	16	6	**HBT0232S**	**HBT0232SBK**
4" Deep Tray	4" (102)	49	12	2	4	**HBT0404S**	**HBT0404SBK**
	6" (152) •	49	13	3	5	**HBT0406S**	**HBT0406SBK**
	8" (203) •	78	15	4	6	**HBT0408S**	**HBT0408SBK**
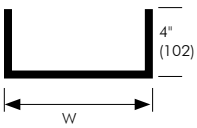	12" (305) •	78	23	6	6	**HBT0412S**	**HBT0412SBK**
	16" (406) •	108	27	7	7	**HBT0416S**	**HBT0416SBK**
	18" (457) •	116	29	9	7	**HBT0418S**	**HBT0418SBK**
	20" (508) •	116	31	9	7	**HBT0420S**	**HBT0420SBK**
	22" (559)	116	33	12	8	**HBT0422S**	**HBT0422SBK**
	24" (610) •	116	35	12	8	**HBT0424S**	**HBT0424SBK**
	28" (711)	108	39	14	9	**HBT0428S**	**HBT0428SBK**
6" Deep Tray	8" (203) •	116	23	4	6	**HBT0608S**	**HBT0608SBK**
	12" (305) •	123	27	6	6	**HBT0612S**	**HBT0612SBK**
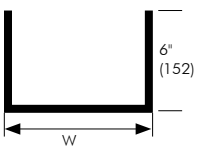	16" (406) •	123	31	7	7	**HBT0616S**	**HBT0616SBK**
	18" (457) •	127	33	9	7	**HBT0618S**	**HBT0618SBK**
	20" (508) •	127	35	9	7	**HBT0620S**	**HBT0620SBK**
	22" (559) •	127	37	12	8	**HBT0622S**	**HBT0622SBK**
	24" (610) •	150	39	12	8	**HBT0624S**	**HBT0624SBK**
8" Deep Tray	8" (203) •	116	27	4	8	**HBT0808S**	**HBT0808SBK**
	12" (305) •	116	31	6	8	**HBT0812S**	**HBT0812SBK**
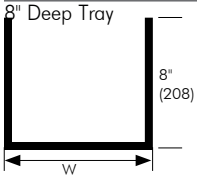	16" (406) •	116	35	7	9	**HBT0816S**	**HBT0816SBK**
	18" (457) •	116	37	9	9	**HBT0818S**	**HBT0818SBK**
	20" (508) •	116	39	9	9	**HBT0820S**	**HBT0820SBK**

Note: • UL Classified as equipment ground conductor (painted tray cUL Classified only).
All dimensions are +/- 0.25". Custom paint colors available in addition to Black Powder Coat (Contact Hubbell).

Wire Basket Tray, Stainless Steel Round Cross-Wire



Features

- Type 304L and 316S stainless steel
- Meets ASTM A580 specifications
- 4.5mm round wire minimum
- Stainless splice kits and ceiling supports are available

Applications

- Food processing
- Wash down areas
- Corrosive environments
- Outdoor installations
- Marine

Stainless Steel Round Cross-Wire

10 Feet per Length 118.3" (3m) 10 Piece Min. Order Qty.	Tray Width	Load (lb/ft)	Tray Weight per Length (lb)	Splice Quantity		Round	
				90° Sweep Elbow	Straight Splice	Type 304L	Type 316S
2" Deep Tray	4" (102)	45	7	2	2	**HBT0204S04**	**HBT0204S16**
	6" (152)	50	9	3	4	**HBT0206S04**	**HBT0206S16**
	8" (203)	52	10.5	4	4	**HBT0208S04**	**HBT0208S16**
	12" (305)	58	12	6	4	**HBT0212S04**	**HBT0212S16**
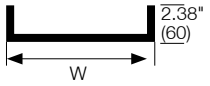	16" (406)	70	15	7	4	**HBT0216S04**	**HBT0216S16**
	18" (457)	70	23	9	4	**HBT0218S04**	**HBT0218S16**
	20" (508)	73	25	9	5	**HBT0220S04**	**HBT0220S16**
	22" (559)	73	27	12	5	**HBT0222S04**	**HBT0222S16**
	24" (610)	75	31	12	5	**HBT0224S04**	**HBT0224S16**
	26" (660)	73	33	13	6	**HBT0226S04**	**HBT0226S16**
	28" (711)	73	35	14	6	**HBT0228S04**	**HBT0228S16**
	30" (762)	70	38	15	6	**HBT0230S04**	**HBT0230S16**
	32" (813)	70	39	16	6	**HBT0232S04**	**HBT0232S16**
4" Deep Tray	4" (102)	49	12	2	4	**HBT0404S04**	**HBT0404S16**
	6" (152)	49	13	3	5	**HBT0406S04**	**HBT0406S16**
	8" (203)	78	15	4	6	**HBT0408S04**	**HBT0408S16**
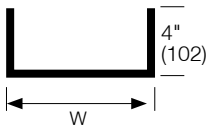	12" (305)	78	23	6	6	**HBT0412S04**	**HBT0412S16**
	16" (406)	108	27	7	7	**HBT0416S04**	**HBT0416S16**
	18" (457)	116	29	9	7	**HBT0418S04**	**HBT0418S16**
	20" (508)	116	31	9	7	**HBT0420S04**	**HBT0420S16**
	22" (559)	116	33	12	8	**HBT0422S04**	**HBT0422S16**
	24" (610)	116	35	12	8	**HBT0424S04**	**HBT0424S16**
	28" (711)	108	39	14	9	**HBT0428S04**	**HBT0428S16**
6" Deep Tray	8" (203)	116	23	4	6	**HBT0608S04**	**HBT0608S16**
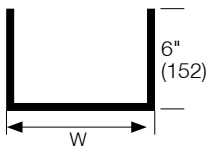	12" (305)	123	27	6	6	**HBT0612S04**	**HBT0612S16**
	16" (406)	123	31	7	7	**HBT0616S04**	**HBT0616S16**
	18" (457)	127	33	9	7	**HBT0618S04**	**HBT0618S16**
	20" (508)	127	35	9	7	**HBT0620S04**	**HBT0620S16**
	22" (559)	127	37	12	8	**HBT0622S04**	**HBT0622S16**
	24" (610)	150	39	12	8	**HBT0624S04**	**HBT0624S16**
8" Deep Tray	8" (203)	116	27	4	8	**HBT0808S04**	**HBT0808S16**
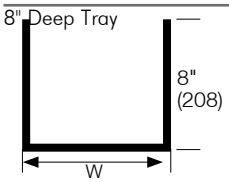	12" (305)	116	31	6	8	**HBT0812S04**	**HBT0812S16**
	16" (406)	116	35	7	9	**HBT0816S04**	**HBT0816S16**
	18" (457)	116	37	9	9	**HBT0818S04**	**HBT0818S16**
	20" (508)	116	39	9	9	**HBT0820S04**	**HBT0820S16**

Note: All dimensions are +/- 0.25"

Wire Basket Tray, Under Floor Round Cross-Wire

HUBBELL NEXTFRAME

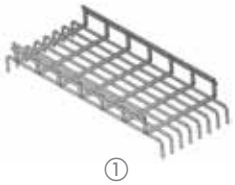
①


②


③

Features

- T-weld construction prevents snags
- 5mm round wire on smaller sizes
- 100% recycled steel
- Use factory support hardware or fabricate supports on the job site
- 2" x 4" mesh opening

Under Floor Trays

Tray Height	Tray Width	Tray Length 24" (610)	48" (1,220)	72" (1,829)
2" Deep Tray	6" (152)	① **HBTU020624**	**HBTU020648**	**HBTU020672**
	12" (305)	**HBTU021224**	**HBTU021248**	**HBTU021272**
	24" (610)	**HBTU022424**	**HBTU022448**	**HBTU022472**
4" Deep Tray	6" (152)	**HBTU040624**	**HBTU040648**	**HBTU040672**
	12" (305)	**HBTU041224**	**HBTU041248**	**HBTU041272**
	24" (610)	**HBTU042424**	**HBTU042448**	**HBTU042472**
6" Deep Tray	6" (152)	**HBTU060624**	**HBTU060648**	**HBTU020672**
	12" (305)	**HBTU061224**	**HBTU061248**	**HBTU061272**
	24" (610)	**HBTU062424**	**HBTU062448**	**HBTU062472**
8" Deep Tray	6" (152)	–	–	–
	12" (305)	**HBTU081224**	**HBTU081248**	**HBTU081272**
	20" (610)	**HBTU082024**	**HBTU082048**	**HBTU082072**
Flat	24" (610)	② **HBTU002424**	–	–

Note: Tray UL Classified as equipment ground conductor

Saw Horse Supports

Pre-galvanized finish

Height in (mm)	Width in (mm)	Catalog No.
4" (102)	22" (559)	③ **HBTUSUPP4**
6" (152)	22" (559)	**HBTUSUPP6**
8" (203)	22" (559)	**HBTUSUPP8**
10" (254)	22" (559)	**HBTUSUPP10**
12" (305)	22" (559)	**HBTUSUPP12**
14" (356)	22" (559)	**HBTUSUPP14**
16" (406)	22" (559)	**HBTUSUPP16**
18" (457)	22" (559)	**HBTUSUPP18**
20" (508)	22" (559)	**HBTUSUPP20**
22" (559)	22" (559)	**HBTUSUPP22**
24" (610)	22" (559)	**HBTUSUPP24**
26" (660)	22" (559)	**HBTUSUPP26**
28" (711)	22" (559)	**HBTUSUPP28**
30" (762)	22" (559)	**HBTUSUPP30**

Splice Hardware

Description	Finish	Catalog No.	
Kit, Pedestal (2) HBTUPC and (1) Cross bar	Pre-Galvanized	**HBTUPK**	
C-Bracket 6" Tier 12" Tier	Pre-Galvanized	**HBTUCB6** **HBTUCB12**	
U-Clamp, Pedestal (1) Clamp	Pre-Galvanized	**HBTUPC**	
Tray Grounding Fasteners Washer supports HBTWS and ¼"–20 self threading screws; 50-pack; required when installing under floor wire basket tray	Zinc Plated	**HBTUGS**	
Intersection Supports For use with HBTUSUPP series support	Pre-Galvanized	**HBTUFIT**	
Vertical Up	Pre-Galvanized	**HBTUVU**	



Features

- Labor and time savings
- Consistent installations
- For round and flat tray
- Steel pre-galvanized bases
- Interlocking polymer side walls
- Splicing hardware included
- Available with steel side walls



①



②



③



④

Pre-Formed Fittings

Tray Size in (mm)	Tray Width in (mm)	① 90 Degree	② Tee	③ Intersection	④ 45 Degree	30 Degree
2" (51) Deep	4"(102)	**HBTR0204**	**HBTT0204**	**HBTI0204**	**HBT450204**	**HBT300204**
	6"(152)	**HBTR0206**	**HBTT0206**	**HBTI0206**	**HBT450206**	**HBT300206**
	8"(203)	**HBTR0208**	**HBTT0208**	**HBTI0208**	**HBT450208**	**HBT300208**
	12"(305)	**HBTR0212**	**HBTT0212**	**HBTI0212**	**HBT450212**	**HBT300212**
	16"(406)	**HBTR0216**	**HBTT0216**	**HBTI0216**	**HBT450216**	**HBT300216**
	18"(457)	**HBTR0218**	**HBTT0218**	**HBTI0218**	**HBT450218**	**HBT300218**
	20"(508)	**HBTR0220**	**HBTT0220**	**HBTI0220**	**HBT450220**	**HBT300220**
	24"(610)	**HBTR0224**	**HBTT0224**	**HBTI0224**	**HBT450224**	**HBT300224**
4" (102) Deep	4"(102)	**HBTR0404**	**HBTT0404**	**HBTI0404**	**HBT450404**	**HBT300404**
	6"(152)	**HBTR0406**	**HBTT0406**	**HBTI0406**	**HBT450406**	**HBT300406**
	8"(203)	**HBTR0408**	**HBTT0408**	**HBTI0408**	**HBT450408**	**HBT300408**
	12"(305)	**HBTR0412**	**HBTT0412**	**HBTI0412**	**HBT450412**	**HBT300412**
	16"(406)	**HBTR0416**	**HBTT0416**	**HBTI0416**	**HBT450416**	**HBT300416**
	18"(457)	**HBTR0418**	**HBTT0418**	**HBTI0418**	**HBT450418**	**HBT300418**
	20"(508)	**HBTR0420**	**HBTT0420**	**HBTI0420**	**HBT450420**	**HBT300420**
	24"(610)	**HBTR0424**	**HBTT0424**	**HBTI0424**	**HBT450424**	**HBT300424**
6" (152) Deep	8"(203)	**HBTR0608**	**HBTT0608**	**HBTI0608**	**HBT450608**	**HBT300608**
	12"(305)	**HBTR0612**	**HBTT0612**	**HBTI0612**	**HBT450612**	**HBT300612**
	16"(406)	**HBTR0616**	**HBTT0616**	**HBTI0616**	**HBT450616**	**HBT300616**
	18"(457)	**HBTR0618**	**HBTT0618**	**HBTI0618**	**HBT450618**	**HBT300618**
	20"(508)	**HBTR0620**	**HBTT0620**	**HBTI0620**	**HBT450620**	**HBT300620**
	24"(610)	**HBTR0624**	**HBTT0624**	**HBTI0624**	**HBT450624**	**HBT300624**

*Note: Add **BK** to Catalog No. for Black base; add **SW** to Catalog No. for steel side walls*

No splice supports means less splice kits required for tray installations





No Splice Support

Install every five (5) feet; splice hardware included




Tray Width in (mm)	Ceiling Support, Single Pack		Center Support, Single Pack	
	Pre-Galvanized	Black Powder Coat	Pre-Galvanized	Black Powder Coat
6" (152)	**HBTNSCTRS6**	**HBTNSCTRS6BK**	–	–
8" (203)	**HBTNSCTRS8**	**HBTNSCTRS8BK**	–	–
12" (305)	**HBTNSCTRS12**	**HBTNSCTRS12BK**	**HBTNSCLGS12**	**HBTNSCLGS12BK**
16" (406)	**HBTNSCTRS16**	**HBTNSCTRS16BK**	**HBTNSCLGS16**	**HBTNSCLGS16BK**
18" (457)	**HBTNSCTRS18**	**HBTNSCTRS18BK**	**HBTNSCLGS18**	**HBTNSCLGS18BK**
20" (508)	**HBTNSCTRS20**	**HBTNSCTRS20BK**	**HBTNSCLGS20**	**HBTNSCLGS20BK**
24" (610)	**HBTNSCTRS24**	**HBTNSCTRS24BK**	**HBTNSCLGS24**	**HBTNSCLGS24BK**

Supports

Install every six (6) feet





Tray Width in (mm)	Center Support, Single Pack		Ceiling Support, Single Pack		Trapeze Support, 50-Pack	
	Pre-Galvanized	Black Powder Coat	Pre-Galvanized	Black Powder Coat	Zinc Plated	Black Powder Coat
4" (102)	**HBTCTRS4**	**HBTCTRS4BK**	–	–	**HBTTS**	**HBTTSBK**
6" (152)	**HBTCTRS6**	**HBTCTRS6BK**	–	–	Attaches to the side of the tray; for tray sizes 16" wide and smaller; use in pairs every 6 feet for 4" and 6" trays; can be staggered every 5 feet	
8" (203)	**HBTCTRS8**	**HBTCTRS8BK**	–	–		
12" (305)	**HBTCTRS12**	**HBTCTRS12BK**	**HBTCLGS12**	**HBTCLGS12BK**		
16" (406)	**HBTCTRS16**	**HBTCTRS16BK**	**HBTCLGS16**	**HBTCLGS16BK**		
18" (457)	**HBTCTRS18**	**HBTCTRS18BK**	**HBTCLGS18**	**HBTCLGS18BK**		
20" (508)	**HBTCTRS20**	**HBTCTRS20BK**	**HBTCLGS20**	**HBTCLGS20BK**		
24" (610)	**HBTCTRS24**	**HBTCTRS24BK**	**HBTCLGS24**	**HBTCLGS24BK**		

Brackets

Install every six (6) feet





Tray Width in (mm)	L-Bracket, Single Pack		C-Bracket, Single Pack		Shelf Support, Single Pack	
	Pre-Galvanized	Black Powder Coat	Pre-Galvanized	Black Powder Coat	Pre-Galvanized	Black Powder Coat
4" (102)	**HBTLB4**	**HBTLB4BK**	**HBTCB4**	**HBTCB4BK**	**HBTSS4**	**HBTSS4BK**
6" (152)	**HBTLB6**	**HBTLB6BK**	–	–	**HBTSS6**	**HBTSS6BK**
8" (203)	**HBTLB8**	**HBTLB8BK**	**HBTCB8**	**HBTCB8BK**	**HBTSS8**	**HBTSS8BK**
12" (305)	**HBTLB12**	**HBTLB12BK**	**HBTCB12**	**HBTCB12BK**	**HBTSS12**	**HBTSS12BK**
16" (406)	**HBTLB16**	**HBTLB16BK**	–	–	**HBTSS16**	**HBTSS16BK**
18" (457)	**HBTLB18**	**HBTLB18BK**	**HBTCB18**	**HBTCB18BK**	**HBTSS18**	**HBTSS18BK**
20" (508)	**HBTLB20**	**HBTLB20BK**	–	–	**HBTSS20**	**HBTSS20BK**
24" (610)	**HBTLB24**	**HBTLB24BK**	–	–	**HBTSS24**	**HBTSS24BK**

Black Polymer Inserts with Sides

Provides a solid bottom and sides for tray; order in 10 foot increments

Tray Width	2" (51) Deep	4" (102) Deep	6" (152) Deep
4" (102)	**HBTFRMINS0204BK**	**HBTFRMINS0404BK**	–
6" (152)	**HBTFRMINS0206BK**	**HBTFRMINS0406BK**	–
8" (203)	**HBTFRMINS0208BK**	**HBTFRMINS0408BK**	**HBTFRMINS0608BK**
12" (305)	**HBTFRMINS0212BK**	**HBTFRMINS0412BK**	**HBTFRMINS0612BK**
16" (406)	**HBTFRMINS0216BK**	**HBTFRMINS0416BK**	**HBTFRMINS0616BK**
18" (457)	**HBTFRMINS0218BK**	**HBTFRMINS0418BK**	**HBTFRMINS0618BK**
20" (508)	**HBTFRMINS0220BK**	**HBTFRMINS0420BK**	**HBTFRMINS0620BK**
24" (610)	**HBTFRMINS0224BK**	**HBTFRMINS0424BK**	**HBTFRMINS0624BK**



*Note: For white insert, replace **BK** with **WHT**.*

Polymer Inserts

Provides a solid bottom for tray; order in 10 foot increments



Tray Width in (mm)	Length in (mm)	White	Black
4" (102)	118" (3000)	**HBTINSNM04WHT**	**HBTINSNM04**
6" (152)	118" (3000)	**HBTINSNM06WHT**	**HBTINSNM06**
8" (203)	118" (3000)	**HBTINSNM08WHT**	**HBTINSNM08**
12" (305)	118" (3000)	**HBTINSNM12WHT**	**HBTINSNM12**
16" (406)	118" (3000)	**HBTINSNM16WHT**	**HBTINSNM16**
18" (457)	118" (3000)	**HBTINSNM18WHT**	**HBTINSNM18**
20" (508)	118" (3000)	**HBTINSNM20WHT**	**HBTINSNM20**
24" (610)	118" (3000)	**HBTINSNM24WHT**	**HBTINSNM24**

Galvanized Steel Inserts

Provides a solid bottom for tray; each piece is 5 feet long; single pack

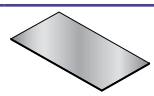



Tray Width	Length	Pre-Galvanized	Black Powder Coat
4" (102)	59" (1500)	**HBTINSM04**	**HBTINSM04BK**
6" (152)	59" (1500)	**HBTINSM06**	**HBTINSM06BK**
8" (203)	59" (1500)	**HBTINSM08**	**HBTINSM08BK**
12" (305)	59" (1500)	**HBTINSM12**	**HBTINSM12BK**
16" (406)	59" (1500)	**HBTINSM16**	**HBTINSM16BK**
18" (457)	59" (1500)	**HBTINSM18**	**HBTINSM18BK**
20" (508)	59" (1500)	**HBTINSM20**	**HBTINSM20BK**
24" (610)	59" (1500)	**HBTINSM24**	**HBTINSM24BK**

Galvanized Steel Covers

Top cable and wire protector; each piece is 5 feet long; single pack





Tray Width	Length	Pre-Galvanized	Black Powder Coat
4" (102)	59" (1500)	**HBTCVR4**	**HBTCVR4BK**
6" (152)	59" (1500)	**HBTCVR6**	**HBTCVR6BK**
8" (203)	59" (1500)	**HBTCVR8**	**HBTCVR8BK**
12" (305)	59" (1500)	**HBTCVR12**	**HBTCVR12BK**
16" (406)	59" (1500)	**HBTCVR16**	**HBTCVR16BK**
18" (457)	59" (1500)	**HBTCVR18**	**HBTCVR18BK**
20" (508)	59" (1500)	**HBTCVR20**	**HBTCVR20BK**
24" (610)	59" (1500)	**HBTCVR24**	**HBTCVR24BK**

Galvanized Steel Dividers

Mounting hardware to secure to tray (not included); (2) mounting holes per piece; each piece is 5 feet long; single pack





For Use with Tray Depth	Length	Pre-Galvanized	Black Powder Coat
2" (51) D	60" (1524)	**HBTDIV2**	**HBTDIV2BK**
4" (102) D	60" (1524)	**HBTDIV4**	**HBTDIV4BK**
6" (152) D	60" (1524)	**HBTDIV6**	**HBTDIV6BK**
8" (203) D	60" (1524)	**HBTDIV8**	**HBTDIV8BK**

Accessories

Description		Finish	Catalog No.	
Splice Kit (3) piece staked bolt/washer and nut combination; splices straight sections and field formed fittings; 50-pack		Zinc Plated Black Stainless Steel*	**HBTSK** **HBTSKBK** **HBTSKSS**	
Corner Splice (2) 90° splice bars, (8) splice kit sets; *Splice fittings required: (1) per tee fitting; (2) per each cross fitting*		Zinc Plated Black Stainless Steel*	**HBTCS** **HBTCSBK** **HBTCSSS**	
Bar Splice Slotted bar 11 15/16" L; splices straight sections/fittings; bend to form tray reducers; adds rigidity to tray splices; 50-pack		Zinc Plated Black Stainless Steel*	**HBTBS** **HBTBSBK** **HBTBSSS**	
Washer Supports Splices straight sections/fittings; also a hold down method for tray to strut (nut and bolt sold separately); 50-pack		Zinc Plated Black Stainless Steel*	**HBTWS** **HBTWSBK** **HBTWSSS**	
Self Tapping Screws with Supports ¼" – 20 self tapping screw and HBTWS; 50-pack		Zinc Plated	**HBTUGS**	
Vertical Down Protects cables when dropping from the end or side of tray; tray width 7¾" (197); single pack		Zinc Plated Black	**HBTVD** **HBTVDBK**	
Radius Down Increases cable protection and cable bend control; single pack	Tray Width: 4" (102) 6" (152) 12" (305)	Black Black Black	**HBTRD4BK** **HBTRD6BK** **HBTRD12BK**	
Exit Radius Down* Top tray attachment, increases cable protection and cable bend control; 4X4" minimum tray size; single pack		Black	**HBTEXTRDBK**	
Cable Drop Outs Install into bottom of basket tray to reduce pinch points and maintain cable radius bend	2" X 4" (51 X 102) 4" X 4" (102 X 102)	Black Black	**HBTCDBK** **HBTCD4X4BK**	
Label Clip Attachment for all tray sizes; single pack		White	**HBTLC**	
Cable Guide* Maintains cable bend radius; acts as divider for straight sections and fittings; single pack		Black	**HBTCG**	
Electrical Box Bracket Attaches electrical box to side of tray; single pack		Pre-Galvanized Black	**HBTEB** **HBTEBBL**	
Sidecar Attaches to outside of tray; provides additional cable support; 2" deep; single pack		Pre-Galvanized Black	**HBTSC** **HBTSCBK**	
Strut Clips Used to hold down basket tray when used with any standard industry strut supports; 50-pack		Pre-Galvanized	**HBTSTRUTCLIP**	
Grounding Split Bolts For supplemental grounding; (1) bolt per section of basket tray; installer must supply 6 AWG grounding wire; 10-pack		Copper Alloy	**HBTSPLITBOLTPK10**	
Rack Attachment Attaches tray directly to the top of a standard rack		Zinc Plated Black	**HBTRA** **HBTRABK**	
Conduit Attachment Connects conduit to tray (¾", 1" and 1¼" conduit)		Pre-Galvanized Black	**HBTCA3** **HBTCA3BK**	
Nut and Bolt Sets ¼" – 20 nut and bolt sets; 50-pack		Zinc Plated Stainless Steel*	**HBTNB** **HBTNBSS**	
Cutting Tool Manual offset angled cutting tool; 24" leveraged handle; 6lb each			**HBTCUTTOOL**	

**Stainless Steel accessories are manufactured from 316 grade*



METAL

Wall Mount Enclosures



Hubbell offers many comprehensive zone cabling solutions to meet the needs of any topology. Our wall mounted enclosures provide functionality, security and flexibility. A variety of wall mount enclosures and accessories are available to support sound dampening, cable management, grounding and bonding, and fiber adaptability, common with remote applications.









Index

RE-BOX® Remote Equipment Cabinets, Commercial.....N3
QUADCAB® Wall Mount Cabinets, HEQ.....N4
QUADCAB® Wall Mount Cabinets, HLQ.....N5
QUADCAB® Wall Mount Cabinets, HSQ.....N6
RE-BOX® Remote Equipment Cabinets, Industrial N7
Wall Mount Cabinet Accessories N11
AV Ceiling Enclosures and Consolidation Point Enclosures.....N14
Zone Boxes.....N15
Security Boxes N16



Specifications

- Load capacity: 100lb
- Designed to meet NEMA 2
- 16 gauge cold rolled steel
- Dissipates 160W of heat without fan

Standards

- UL 1863
- Tamper-resistant per Telcordia GR-487-CORE

Commercial Equipment Cabinets

Pre-configured version; includes base/rear section with welded 19" brackets for (2) hubs, front door with (2) locks (NSQ tool), and a set of 19" bottom hinge brackets for patch panels; RE4xx versions also include a set of 19" extension brackets for (3) additional hubs

Switch Capacity	Max. Switch Depth Inches (mm)	Width Inches (mm)	Depth Inches (mm)	Height Inches (mm)	Color	Catalog No.
2U	14" (356)	24.2" (615)	7" (178)	32" (813)	Black	**RE2B**
					Light gray	**RE2**
5U	14" (356)	24.2" (615)	10" (254)	32" (813)	Black	**RE4B**
					Light gray	**RE4**
	22" (559)	24.2" (615)	10" (254)	42" (1067)	Black	**RE4XB**
					Light gray	**RE4X**



User-configurable version; includes (1) base/rear section and (1) front door with (2) locks (NSQ tool); IDF24 has only (1) lock

Rear Wall Units* (RWU)	Width Inches (mm)	Depth Inches (mm)	Height Inches (mm)	Color	Catalog No.
2	24.2" (615)	10" (254)	24" (600)	Light Gray	**IDF24**
4	24.2" (615)	10" (254)	32" (813)	Light Gray	**IDF32**
6	24.2" (615)	10" (254)	42" (1067)	Light Gray	**IDF42**



Rear Wall Unit (RWU) Clip System

In this unique system, attachment slots spaced 3" apart are stamped into the rear wall along its entire height. The customer can then clip a wide assortment of accessories to the rear wall of the cabinet to mount patch panels, switches, punch-down blocks, coax splitters and so on.

Feature	Accessories	Benefit
Patch panel mounting	REK19 REK19L	• Mounting patch panels in rear section of QUADCAB® frees space in the center section for more active equipment, resulting in a smaller cabinet profile on the wall or more room for future expansion. • Makes cable termination easier.
Active equipment	REKZ REKZL	• Deep active equipment can be hung vertically. • Blank 19" panels can be used to provide shelves along the rear wall for media converters or other desktop equipment.
Punch-down blocks	REK110	• Mounts 110 and 66 blocks into rear using pre-threaded rails; saves labor time on the job.

1. Determine the equipment you need to mount on the rear wall of the cabinet.
2. Locate the appropriate accessories on page N11.
3. Determine the amount of space needed for each piece and map out on the guide to the right.

*Each RWU = 6"





Specifications

- Load capacity: 100lb
- (1) pair 19" rack-style rails tapped 12-24 holes per EIA-310-D
- Finish: powder coat black
- Front door lockable
- Reversible and locked door

HEQ QUADCAB® Wall Mount Cabinets

Includes: (1) section, (1) front door, (2) 19" mounting angles, CH751 lock

Mesh Door Style

Rack Units	Max. Switch Depth Inches (mm)	Height Inches (mm)	Width Inches (mm)	Depth Inches (mm)	Mesh Door Style
5	12" (305)	12" (305)	22.6" (574)	14" (356)	**HEQ12**
8	12" (305)	18" (457)	22.6" (574)	14" (356)	**HEQ18**
12	12" (305)	24" (610)	22.6" (574)	14" (356)	**HEQ24**



Solid Door Style

Rack Units	Max. Switch Depth Inches (mm)	Height Inches (mm)	Width Inches (mm)	Depth Inches (mm)	Solid Door Style
5	12" (305)	12" (305)	22.6" (574)	14" (356)	**HEQ12S**
8	12" (305)	18" (457)	22.6" (574)	14" (356)	**HEQ18S**
12	12" (305)	24" (610)	22.6" (574)	14" (356)	**HEQ24S**





Specifications

- Load capacity: 150lb
- (2) pair 19" rack-style rails tapped 12-24 holes per EIA-310-D
- Finish: powder coat black
- Three independent sections
- Front and rear door lockable
- U-style rear knockouts accommodate terminated cables
- Installed bonding jumpers

HLQ QUADCAB® Wall Mount Cabinets

Includes: (1) rear section, (1) front door, (2) 19" mounting angles, (1) center section with (2) CH751 locks, (3) bonding jumpers

Window Door Style

Rack Units	Max. Switch Depth Inches (mm)	Height Inches (mm)	Width Inches (mm)	Depth Inches (mm)	Load Capacity (lb)	Window Door Style
12	22" (559)	24" (610)	22" (559)	24" (610)	150	**HLQ24**
19	22" (559)	36" (914)	22" (559)	24" (610)	250	**HLQ36**
25	22" (559)	48" (1219)	22" (559)	24" (610)	350	**HLQ48**



Mesh Door Style

Rack Units	Max. Switch Depth Inches (mm)	Height Inches (mm)	Width Inches (mm)	Depth Inches (mm)	Load Capacity (lb)	Solid Door Style
12	22" (559)	24" (610)	22" (559)	24" (610)	150	**HLQ24M**
19	22" (559)	36" (914)	22" (559)	24" (610)	250	**HLQ36M**
25	22" (559)	48" (1219)	22" (559)	24" (610)	350	**HLQ48M**



Fan Kits

Description	Catalog No.
Fan Kit	**HLQFK**
Filter Kit	**HLQFF**





Specifications

- Load capacity: 400lb
- 19" rack-style rails tapped 12-24 holes per EIA-310-D
- Finish: powder coat black
- Three independent sections:
  - Rear section mounts to wall
  - Center section hinged to swing out
  - Front and rear door lockable
  - Rear cabinet section accepts many RE-BOX® accessories

HSQ QUADCAB® Wall Mount Cabinets

Includes: (1) rear section (arrives disassembled, facilitating installation), (1) front door, (2) 19" mounting angles, (1) center section with (2) CH751 locks, (2) top/bottom cover plates, (2) hinge pins, (2) security cotter pins

Window Door Style

Rack Units	Rear Wall Units* (RWU)	Height Inches (mm)	Width Inches (mm)	Depth Inches (mm)	Window Door Style
12	2	24" (610)	22.6" (574)	20" (508)	**HSQ24**
				26" (660)	**HSQ2426**
				36" (914)	**HSQ2436**
19	4	36" (914)	22.6" (574)	20" (508)	**HSQ36**
				26" (660)	**HSQ3626**
				36" (914)	**HSQ3636**
26	6	48" (1219)	22.6" (574)	20" (508)	**HSQ48**
				26" (660)	**HSQ4826**
				36" (914)	**HSQ4836**



Solid Door Style

Rack Units	Rear Wall Units* (RWU)	Height Inches (mm)	Width Inches (mm)	Depth Inches (mm)	Solid Door Style
12	2	24" (610)	22.6" (574)	20" (508)	**HSQ24S**
				26" (660)	**HSQ24S26**
				36" (914)	**HSQ24S36**
19	4	36" (914)	22.6" (574)	20" (508)	**HSQ36S**
				26" (660)	**HSQ36S26**
				36" (914)	**HSQ36S36**
26	6	48" (1219)	22.6" (574)	20" (508)	**HSQ48S**
				26" (660)	**HSQ48S26**
				36" (914)	**HSQ48S36**





Specifications

- 14 gauge steel
- Poured-in-place polyurethane gasket on door
- Locking T-handle

Standards

- UL Listed to UL 508A Type 12 enclosures
  UL File E64791
- cUL Certified Types 4 and 12
- NEMA/EEMAC Types 4, 12 and 13, 4X

Industrial RE-BOX®, Vertical Mount

Pre-configured version; 100lb load capacity; includes 4RU patch panel bracket, rear lance panel, 5RU vertical equipment mount bracket, 12-24 threaded brackets

Switch Capacity	Max. Switch Depth Inches (mm)	Width Inches (mm)	Depth Inches (mm)	Height Inches (mm)	Color	Catalog No.
5	4	24" (600)	12" (305)	24" (610)	Gray	**IR221PG**
5	16	24" (600)	12" (305)	36" (914)	Gray	**IR321PG**
5	28	24" (600)	12" (305)	48" (1219)	Gray	**IR421PG**

User-configurable version; rear perforated panel

RWU	Max. Switch Depth Inches (mm)	Width Inches (mm)	Depth Inches (mm)	Height Inches (mm)	Color	Catalog No.
2	18" (457)	24" (600)	12" (305)	24" (610)	Gray	**IR221UG**
4	30" (762)	24" (600)	12" (305)	36" (914)	Gray	**IR321UG**
6	42" (1067)	24" (600)	10" (254)	48" (1219)	Gray	**IR421UG**

Pre-configured version; 100lb load capacity; 304 Stainless Steel; includes 4RU patch panel bracket, rear lance panel, 5RU vertical equipment mount bracket, 12-24 threaded brackets

Switch Capacity	Max. Switch Depth Inches (mm)	Width Inches (mm)	Depth Inches (mm)	Height Inches (mm)	Color	Catalog No.
5	4	24" (600)	12" (305)	24" (610)	Stainless	**IR221PS**
5	16	24" (600)	12" (305)	36" (914)	Stainless	**IR321PS**
5	28	24" (600)	12" (305)	48" (1219)	Stainless	**IR421PS**

Industrial RE-BOX® Pole Mount Kits

Mounting Pole Diameter (Max) Inches (mm)	Mounting Strap Length Inches (mm)	Weight Rating	Material	Catalog No.
14"	48" (1219)	350lb	Gray Painted Steel	**IRPKSG**
			Stainless Steel	**IRPKSS**





Specifications

- 14 gauge steel
- Poured-in-place polyurethane gasket on door
- Locking T-handle

Standards

- UL Listed to UL 508A Type 12 enclosures UL File E64791
- cUL Certified Types 4 and 12
- NEMA/EEMAC Types 4, 12 and 13

Industrial RE-BOX®, Horizontal Mount

Pre-configured version; 250lb load capacity; rear perforated panel; NEMA 4/12/13; includes vertical rails

Rack Units	Max. Switch Depth Inches (mm)	Width Inches (mm)	Depth Inches (mm)	Height Inches (mm)	Color	Catalog No.
12	20" (508)	24" (600)	24" (600)	24" (610)	Gray	**IR222PG**
19	20" (508)	24" (600)	24" (600)	36" (914)	Gray	**IR322PG**
26	20" (508)	24" (600)	24" (600)	48" (1219)	Gray	**IR422PG**





Specifications

- Industrial strength brackets allow equipment to slide out for easy access
- Perforated rear panel
- Doors have locking three-point latches to secure and seal
- Mounting bracket is affixed to wall first to ease installation process

Standards

- UL 1863 Listed, EIA-310-E Compliant
- NEMA/EEMAC Types 4/12 and 4X
- Tamper-Resistant per GR-CORE-63

3-Door Rear Access Industrial RE-BOX®

Pre-configured version; 250lb load capacity; rear perforated panel; includes (3) doors for rear equipment access, slide-out mounting horizontal rails, cabinet mount bracket, 12-24 threaded brackets

Rack Units	Height Inches (mm)	Width Inches (mm)	Depth Inches (mm)	NEMA	Material	Catalog No.
19	35.5" (902)	23.9" (607)	30.9" (785)	4/12/13	Steel	**IR323PG**
				4X	Stainless Steel	**IR323PS**
26	47.8" (1214)	23.9" (607)	30.9" (785)	4/12/13	Steel	**IR423PG**
				4X	Stainless Steel	**IR423PS**



Specifications

- Poured-in-place polyurethane gasket on door
- ANSI 61 gray polyester powder coat
- 14 gauge steel

Standards

- UL Listed to UL 508A Type 4, 12 and 13, File E64791
- CSA Certified Type 4, 12 and 13, File LL66078

Industrial RE-BOX® Cabinet Configured for Cooling

Vertical Equipment Mount: includes enclosure, 4U bottom hinged patch panel bracket (REK19), and 5U equipment mounting bracket (REKZ)

Air Conditioner (Sold Separately)	Rack Units	Height Inches (mm)	Width Inches (mm)	Depth Inches (mm)	Max Switch Depth	Catalog No.
IRAC1	9U	24" (610)	24" (610)	12" (305)	4" (102)	**IR221APG**
		36" (914)	24" (610)	12" (305)	16" (406)	**IR321APG**
		48" (1219)	24" (610)	12" (305)	28" (711)	**IR421APG**
IRAC3	9U	36" (914)	24" (610)	16" (406)	16" (406)	**IR3216APG**
		48" (1219)	24" (610)	16" (406)	28" (711)	**IR4216APG**



Horizontal Equipment Mount: includes enclosure, M6 cage nut rail, 50-pack M6 cage nuts

Air Conditioner (Sold Separately)	Rack Units	Height Inches (mm)	Width Inches (mm)	Depth Inches (mm)	Max Switch Depth	Catalog No.
IRAC3	12U	24" (610)	24" (610)	24" (610)	20" (508)	**IR222APG**
	19U	36" (914)	24" (610)	24" (610)	20" (508)	**IR322APG**





Specifications

- Poured-in-place polyurethane gasket on door
- ANSI 61 gray polyester powder coat
- 14 gauge steel

Standards

- UL Listed to UL 508 Type 12 enclosures, File E64791
- CSA Certified 4, 12 and 13, File LL66078

Industrial RE-BOX® Cabinet Configured for Cooling and Fiber Optics

Pre-configured version; includes enclosure, 2U wall bracket (HPWWB2U4, fiber patch panel kit (REKFP), and 20A power kit (REKP)

Air Conditioner (Sold Separately)	Rack Units	Height Inches (mm)	Width Inches (mm)	Depth Inches (mm)	Catalog No.
IRAC2	2U	24" (610)	14" (356)	16" (406)	**IR211AFK**





Specifications

- Refrigerant: R-134a (CFC-Free)
- Integrated thermostat

Standards

- UL Listed cUL
- NEMA 4, 12 and 3R Rated

Air Conditioning Units for Industrial RE-BOX®

Includes: air conditioner, mounting brackets and hardware for securing air conditioner to Industrial RE-BOX cabinets that have side cutouts



BTU	Amp Draw	Weight (lb)	Height Inches (mm)	Width Inches (mm)	Depth Inches (mm)	Use With	Catalog No.
1160	4.3	26	15" (381)	8" (203)	7" (178)	IRx21Axx	**IRAC1**
2000	4	38	18" (457)	12" (305)	7" (178)	IRx11Axx	**IRAC2**
3000	6	54	21" (533)	12" (305)	10" (254)	IRx22Axx and IRxx16Axx	**IRAC3**



Specifications

- ANSI 61 gray polyester powder coat
- 14 gauge steel

Floor Standing Kits for Industrial RE-BOX®

Includes: a pair of floor mount legs that support Industrial RE-BOX cabinets that are 24" wide and 12" or 24" deep



Cabinet Depth	Height (in)	Width (in)	Depth	Use With	Catalog No.
12" (305)	18" (457)	24" (610)	12" (305)	IRx21APG	**IRF1812**
24" (610)	12" (305)	24" (610)	24" (610)	IRx22APG	**IRF1224**

Wall Mount Cabinet Accessories

Grounding Kit

Busbar with ring jumpers

Catalog. No.	**REKGB**

For use with HSQ, HLQ, HEQ, RE, IDF, and IR.



Thermostat

Includes: thermostat, adhesive-backed mounting bracket and wiring harness

Catalog. No.	**CTK**

For use with HSQ, HEQ, RE, IDF, and IR.



Patch Panel Mounting Brackets

Mount 19" patch panels to rear wall; includes (2) brackets (left and right)

Rack Units	RWU	Catalog. No.
4	1	**REK19**
2	1	**REK19L**

For use with HSQ, RE, and IR.



Heating Accessories

Description	Catalog. No.
Heater thermostat	**CTKH**
250 watt heater with fan, 120V	**IRH250**
400 watt heater with fan, 120V	**IRH400**

For use with IR only.



Equipment Mounting Brackets

Provides 19" mounting for hubs and other active equipment to rear wall; includes (2) brackets (left and right)

Rack Units	RWU	Catalog. No.
5	1	**REKZ**[1]
3	1	**REKZL**[2]

Note: Account for depth of equipment.

[1]*For use with RE, and IR.*
[2]*For use with HSQ, RE, and IR.*



¾" Plywood Backboards

Universal rear wall mounting for wall mounted brackets, blocks, splitters, hubs and other devices; includes 0.75" APA grade AC plywood painted fire-retardant white, (2) mounting brackets, (1) assembly hardware kit

Dimensions	RWU	Catalog No.
20" x 19"	2	**REKBB20**
30" x 19"	3	**REKBB30**
40" x 19"	4	**REKBB40**

For use with IDF.



Fan Kit

Enhances ventilation; includes (1) 57-CFM fan, finger guard, disconnect power cord, 2-prong plug, foam baffle, adhesive-backed baffle, #6-32 mounting screws and assembly bracket

Catalog No.	**REKF**

Note: Order (1) per RE2; order (2) per RE4, RE4X, IDF
For use with HSQ, HEQ, and RE.



20A Power Kit

Occupies left or right side of one rear panel space; includes Hubbell surge-protected duplex receptacle with audible alarm (HBL5362ISA), single-gang work box, 6' Hubbell POLYTUFF® non-metallic conduit, stainless steel face plate, and assembly hardware kit

Catalog No.	**REKP**

For use with HSQ, HLQ, HEQ, RE, IDF, and IR.



Fan

Increases ventilation; includes (1) 57CFM fan, finger guard, (4) lock nuts, screws, and washers, and a 6' cord with plug

Description	Catalog. No.
Fan, 120V/7A	**REKEF**

For use with HSQ, HEQ, RE, and IDF.



Reusable Dust Filter

Kit Includes: (2) filters with pre-assembled adhesive VELCRO® fasteners

Catalog No.	**HWKFF**

Note: Two kits are needed for 3' and 4' cabinets.
For use with HSQ only.



Fan Kits with Tray

Increases ventilation; includes wired fan tray assembly with (2) fans (57CFM each) and mounting hardware kit

Description	Catalog. No.
114CFM, 120VAC, 60Hz, 36dBA	**HWKF120**
114CFM, 230VAC, 50Hz, 36dBA	**HWKF230**

For use with HSQ only.



Fan Filter Kit

For use with RE4, RE4X, IDF only; includes mounting bracket, foam filters, and assembly hardware kit

Catalog No.	**REKFF**

For use with HEQ, and RE.



VELCRO is a registered trademark of Velcro Industries B.V.

Conversion Kits

Convert an RE2 to an RE4 for added space; includes RE4 door, (2) RE4 extender brackets, and (2) 4U bottom hinged patch panel brackets

Color	Catalog No.
Black	**REKUB**
Gray	**REKU**

For use with RE only.



Recessed Mounting Kits

Enables recessed mounting with louvered section at bottom for cabinet ventilation; includes trim ring, ¼" x 5/8" sheet metal screws and 12-24 x 1¼" pan head screws

Height Inches (mm)	Catalog No.
24" (607)	**REKR24**
32" (813)	**REKR32**
42" (1067)	**REKR42**

For use with RE-BOX cabinets only.



IDF Mounting Bracket

Use with residential structured cabling modules shown on page U7 and with NSOFSB; includes bracket

RWU	Catalog No.
1.5	**REKHS**

For use with HSQ, RE, and IR.



Padlock Hasp Kit

Includes: (2) padlock hasps, (4) ¼"-20 carriage bolts, hex nuts and washers

Catalog No.	**REKH**

For use with RE-BOX cabinets only.



110/66 Block Mounting Rails

Provides mounting for 110 and 66 blocks; mounts to rear wall; includes (2) 110/66 block mounting rails and (20) 10-24 x ½" screws

RWU	Catalog No.
2	**REK110**

For use with RE-BOX cabinets only.



Sound Dampening Kit

Dampen noise generated from active equipment in cabinet; includes polyurethane foam pieces, pre-cut to line cabinet interior

Catalog No.	**REKS**

For use with RE-BOX cabinets only.



Plexiglas is a registered trademark of Altuglas International, Arkema Group.

Equipment Shelves, Cantilevered

Black; includes (1) shelf and mounting hardware kit

Description	Dimensions	Catalog. No.
Solid	2U x 19"W x 14"D	**MCCCS19**
Perforated	2U x 19"W x 14"D	**MCCCS19P**
Perforated	2U x 19"W x 11"D	**HSC11P**

For use with HSQ, HLQ, HEQ, and IR.



Equipment Shelves, Stationary

For use with 36" deep enclosures; Black; includes (1) shelf and mounting hardware kit

Description	Dimensions	Catalog. No.
Solid	17.7" W x 29.2" D	**CKSSD**
Perforated	17.7" W x 29.2" D	**MCCPSHLF**

For use with HSQ only.



Gasket Kit

Protect against dust and water to enhance performance of fan and filter; includes (1) roll adhesive-backed foam gasket

Length (ft)	Thickness	Catalog No.
10′	1/8" x ½"	**REKG**[1]
30′	¾" x 1/16"	**HWKGT**[2]

[1]*For use with RE only.*
[2]*For use with HSQ only.*



Left Hand Hinge Kit

Use to reverse door; includes (2) sets of left hand door hinges

Catalog No.	**REKI**

For use with RE-BOX cabinets only.



Fiber Optic Bracket

Accepts one fiber FSP adapter panel; occupies no rear panel spaces; includes fiber optic bracket

Catalog. No.	**REKFP**

For use with HSQ, RE, and IR.



Wall Mount Cabinet Accessories

Mobile Bases

Convert wall mount cabinet to floor standing cabinet; includes (1) mobile base, (4) swivel casters, (4) leveling feet and mounting hardware kit

Description	Catalog. No.
20" depth	**HSQKMB20**
26" depth	**HSQKMB26**
36" depth	**HSQKMB36**

For use with HSQ only.

Lock Kits

Change lock style to meet specific applications; includes (2) assembly locks and keys (except CKL716 which includes NSQ tool)

Description	Catalog. No.
CH751 keyed lock kit	**CKL751**
333 keyed lock kit	**CKL333**
Bellcore 716 bit lock	**CKL716**
Cat 60 keyed lock kit	**CKLCAT60**

For use with HSQ and RE.



Rear Rail Kits

Support rear of deep, active equipment or adapt to accept cage nuts; includes (2) 19" mounting rails, mounting hardware kit and (20) screws and washers

Description	Catalog. No.
24" x M6	**HWK6M6**
36" x M6	**HWK9M6**
48" x M6	**HWK12M6**
24" x #12-24	**HWK241224**
36" x #12-24	**HWK361224**
48" x #12-24	**HWK481224**

For use with HSQ only.



Front Doors

Replacement front doors for QUADCAB® enclosures; includes (1) door, (1) window (on Plexiglas® doors only), (2) hinge barrels, right and left hinges, (4) lock nuts and (4) carriage bolts

Door	Height	Catalog No.
Solid Metal	24"	**HQKSD24**
	36"	**HQKSD36**
	48"	**HQKSD48**
Window	24"	**HQKWD24**
	36"	**HQKWD36**
	48"	**HQKWD48**

For use with HSQ only.



DIN Rail Communications Kit

Unloaded utility box kit

Catalog. No.	**HIDRUBCKIT**

Note: See page B11 for decorator and duplex frames.
For use with HSQ only.



Panel Bracket for FSP Adapter

Use with adapter panels on page G10 and G11; snap mounts into structured cabling enclosures; includes bracket

Catalog. No.	**NSOFSB**

For use with RE only.



Thermostat Kit

Includes: thermostat, adhesive backed mounting bracket, wiring harness

Catalog. No.	**CTK2**



AV Ceiling Enclosures and Consolidation Point Enclosures



Specifications

- Surface finish: white powder coat
- Enclosure: 18 gauge cold rolled steel
- Mounting brackets: 18 gauge welded steel

AV Ceiling Enclosures

White, includes enclosure, (2) 20A duplex receptacles and 2-gang back box

Description	Catalog No.
Plenum rated	**AVCE1P**
Standard	**AVCE1**





Specifications

- Continuous plasma-welded seams
- ¼-turn, oil-tight latches on door
- Poured-in polyurethane gasket on door
- ANSI 61 gray polyester inside and out over phosphatized surfaces (HICP412G)

Consolidation Point Enclosures

House and secure small switches, wireless access points and cross connect products in harsh environments; includes enclosure

Rating	Material/Finish	Width Inches (mm)	Depth Inches (mm)	Height Inches (mm)	Catalog No.
NEMA Rated 4X	14 gauge stainless steel with brushed finish, Gray	12" (305)	6" (152)	12" (305)	**HICPSS**
NEMA Rated 4/12	14 gauge cold rolled steel with powder coat, Gray	12" (305)	6" (152)	12" (305)	**HICP412G**



Zone Boxes



Specifications

- Aluminum enclosure, .060
- Tapped holes in brackets: 12-24
- Mounts in standard 24" x 24" raised floor panel spaces

Zone Access Floor Boxes

Includes: enclosure, fire-rated foam kits for cable entries and exits, leveler bolts, support brackets and cable entry port covers

Description	Rack Units	Max. Port Capacity	External Dims. H x W x D	Internal Dims. H x W x D	Weight (lb)	Min. Floor Depth	Cable Entry Dims.	Catalog No.
Floor box	4	96	4.12" x 21.9" x 21.9"	4" x 21" x 21"	14	6"	3.5" x 11"	**ZAFB4U6**
	8	192	7.12" x 21.9" x 21.9"	7" x 21" x 21"	15	8"	3.5" x 11"	**ZAFB8U8**
Cover	–	–	22" x 22"	–	5	–	–	**ZAFBC**

Note: ZAFBC uses key number 2233.



Specifications

- Active equipment maximum dimensions: 3.5" x 15.5" x 19"
- Mounts in standard 24" x 24" drop ceiling panel spaces
- Structural mounting hardware supplied by installer

Standards

- Plenum rated, UL listed, file no. E129878
- UL V0 flame rating on ABS trim ring

Zone Access Ceiling Boxes

Includes: enclosure, knob assemblies, fire-rated foam kit for cable entries and exits, support brackets, hinged door plate, equipment mounting assemblies and 9-CFM/12V fan and transformer (active unit only)

Description	Rack Units	Max. Port Capacity	External Dims. H x W x D	Door Weight	Weight Capacity (lb)	Total Weight (lb)	Cable Entry Description	Catalog No.
Passive zone ceiling box	5	120	12" x 24" x 24"	25	38	75	6" x 3"	**ZCB5UP**
Active zone ceiling box	7	120 plus 2U active equip	12" x 24" x 24"	25	39	75	3.5" x 11"	**ZCB7UA**
Zone ceiling box lock kit	–	–	–	–	–	–	–	**ZCBLKIT**
Spare zone ceiling box key	–	–	–	–	–	–	–	**KEY333**



Specifications

- Material: aluminum .060
- Plenum rated
- Accepts most standard, low voltage wireless access points
- Accommodates sized ceiling tiles on the doors

Standards

- UL listed, file no. E129878 (ceiling box)

Wireless Access Point Security Ceiling Boxes

Includes: enclosure, lockable knob assembly, fire-rated foam kit for cable entries and exits, cable entry port and cover (factory installed), and hinged door equipment mounting plate (factory installed)

Description	Mounting Plate Dims. H x W	External Dimensions H x W x D	Door Weight Capacity (lb)	Total Capacity (lb)	Cable Entry Dimensions	Catalog No.
Universal WAP enclosure	9.7" x 5.25"	4" x 10" x 12.7"	15	20	6.5" x 1.2"	**WBC1**
Cisco® Aironet® 1200 series	–	10" x 10.5" x 13.2"	15	20	6.5" x 1.2"	**WBC12**

Note: WBC1 uses Key Number 2233. WBC12 uses Key Number C346A.



Specifications

- 18 gauge cold rolled steel base
- White powder coat finish
- High impact thermoplastic ABS trim ring

Standards

- cULus 1863 listed
- UL V0 flame rating on ABS trim ring

FPTV Connection Enclosures

White

Description	Height Inches (mm)	Width Inches (mm)	Depth Inches (mm)	Catalog No.
2-gang in-wall enclosure	8.16" (207)	7.92" (201)	3.37" (86)	**NSAV62M**
Steel cover for NSAV62M	7.2" (183)	7.2" (183)	0.05" (1)	**NSAV6C**
4-gang in-wall enclosure	14.80" (376)	7.92" (201)	3.37" (86)	**NSAV124M**
Steel cover for NSAV124M	13.80" (351)	7.2" (183)	0.05" (1)	**NSAV12C**

METAL

Full Size Cabinets

Hubbell full size cabinets fulfill high density cabling requirements in data centers and telecommunication rooms. The H3 cabinet series offers a ready to install solution for everyday needs. Our H4 series offers a considerable range of configured options for the demanding needs in the data center.











Index

H3 Series Cabinets..... O3
H4 Series Cabinets..... O5
Accessories..... O6

H3 Series Cabinets



Network and Server Cabinets

H3 cabinets come standard with sides, doors, two pairs of rails, casters and leveling feet installed. Sides are easily removable and come with keyed locks to provide cabinet security. Doors are reversible without the need for additional hardware.



Performance

Accommodates 3,000 pounds of mounted equipment while providing ample airflow through the reinforced mesh doors.



Alignment Guides

Align mounting rails using easy-to-view orange measuring guides.



Flexibility

Mounting rails can change position by loosening bolts.



Convenience

A large vertical cable manager is included in the rear of all H3 cabinets.



Specifications

- Cold rolled steel
- H3N cabinets: 12 gauge rails; 22 gauge sides
- H3S cabinets: 14 gauge rails; 22 gauge sides
- Black powder coated
- Integrated swing handle lock on doors
- Casters and leveling feet installed
- 3,080lb weight rating
- Locks on side covers
- One vertical cable manager included
- Rail depth markings

Standards

- UL 2416
- EIA-310-E hole spacing

H3 Network Cabinets

RU	Height	Width	Depth	Rail	Catalog No.
42	76.6"	31.2"	43"	#12-24 threaded	**H3N4242**
			49"	#12-24 threaded	**H3N4248**
47	85.3"	31.2"	43"	#12-24 threaded	**H3N4742**
			49"	#12-24 threaded	**H3N4748**

H3 Server Cabinets

RU	Height	Width	Depth	Rail	Catalog No.
42	76.6"	23.6"	43"	M6 cage nut	**H3S4242**
			49"	M6 cage nut	**H3S4248**
47	85.3"	23.6"	43"	M6 cage nut	**H3S4742**
			49"	M6 cage nut	**H3S4748**

H3 Fan Trays

CFM	Amp Draw	Voltage	Catalog No.
162	0.23A	110V	**H3FT110**
162	0.11A	230V	**H3FT230**

Cage Nut Rails for H3N Cabinets

Compatibility	Height	Rail	Catalog No.
H3N network cabinets	42U	M6 cagenut	**H3NR42**
	47U	M6 cagenut	**H3NR47**

Vertical Cable Managers

Compatibility	Height	Catalog No.
H3S or H3N	42U	**H3CM42**
	47U	**H3CM47**

H4 Series Cabinets





Specifications

- Cold rolled steel
- 12 gauge rails; 16 gauge sides
- Black powder coated
- 3,300lb weight rating

Standards

- EIA-310-E hole spacing

H4 Cabinets, Custom Configured to Order

Catalog No. **H4C**abcdefghijklmn

H4C = H4 Cabinet base Catalog Number
a = Height (**42, 45** or **48** rack units)
b = Width: (**24, 28, 32** or **40** inches)
c = Depth: (**44** or **48** inches)
d = Color:
- **B** = Black
- **W** = White

e = Front Door:
- **X** = none
- **A** = (1) piece solid
- **B** = (1) piece mesh
- **C** = (1) piece smoked acrylic
- **D** = (2) piece solid, vertical split
- **E** = (2) piece mesh, vertical split
- **F** = (2) piece smoked acrylic, vertical split

f = Front Door Lock:
- **X** = no front door
- **A** = swing handle no lock
- **B** = swing handle CH751
- **C** = swing handle 1333
- **D** = swing handle pad lock

g = Rear Door:
- **X** = none
- **A** = (1) piece solid
- **B** = (1) piece mesh
- **C** = (1) piece smoked acrylic
- **D** = (2) piece solid, vertical split
- **E** = (2) piece mesh, vertical split
- **F** = (2) piece smoked acrylic, vertical split

h = Rear Door Lock:
- **X** = no rear door
- **A** = swing handle no lock
- **B** = swing handle CH751
- **C** = swing handle 1333
- **D** = swing handle padlock

i = Mounting Rails:
- **X** = none
- **A** = M6 cage nut, (1) pair
- **B** = M6 cage nut, (2) pair
- **C** = M6 cage nut, (3) pair
- **D** = #12-24 threaded nut, (1) pair
- **E** = #12-24 threaded nut, (2) pair
- **F** = #12-24 threaded nut, (3) pair
- **G** = #10-32 threaded nut, (1) pair
- **H** = #10-32 threaded nut, (2) pair
- **J** = #10-32 threaded nut, (3) pair

j = Side Covers:
- **X** = none
- **A** = solid (1) pair/(1) side
- **B** = solid (2) pair/(2) sides
- **C** = cable management side (1) pair/(1) side
- **D** = cable management side (2) pair/(2) sides

k = Top/Bottom Panel:
- **X** = none
- **A** = standard top
- **B** = standard top + bottom panel
- **C** = chimney top
- **D** = chimney top + bottom panel
- **E** = bottom panel
- **F** = chimney top + telescoping chimney
- **G** = bottom panel + chimney top + telescoping chimney

l = Fan Kit + Grounding & Bonding
- **X** = none
- **A** = 110V fan kit
- **B** = 110V fan kit + vertical busbar
- **C** = 110V fan kit + horizontal busbar
- **D** = 230V fan kit G-plug
- **E** = 230V fan kit G-plug + vertical busbar
- **F** = 230V fan kit G-plug + horizontal busbar
- **G** = vertical busbar
- **H** = horizontal busbar

m = Installation
- **X** = none
- **A** = levelers
- **B** = levelers + casters
- **C** = levelers + Z4 bracket
- **D** = casters
- **E** = 12" raised floor support

n = Accessories
- **X** = none
- **A** = vertical PDU bracket
- **B** = (1) vertical cable manager
- **C** = (2) vertical cable managers
- **D** = (1) vertical cable manager + PDU bracket
- **E** = (2) vertical cable managers + PDU bracket

Example: **H4C422844BBCBABBCBACX**

H4C cabinet with 42" RU height; 28" width; 44" depth; Black; 1-piece mesh front door, 1333 swing handle; 1-piece mesh rear door, swing handle no lock; M6 cage nut (2) pair mounting rails; solid (2) pair/(2) sides side covers; chimney top; 110V fan kit with vertical busbar; levelers; (2) vertical cable managers



①



②



③



④

Cantilevered Equipment Shelves

Height	Depth	Style	Load (lb)		Catalog No.
3.5"	11"	Perforated	50		**HSC11P**
	14"	Solid	50	①	**MCCCS19**
		Perforated	50		**MCCCS19P**
7"	20"	Solid, 2-piece	200	②	**MCCCWS19HD**

Slide Out Equipment Shelves

Height	Depth	Style	Load (lb)	Max Opening	Catalog No.
1.75	29.2"	Perforated	80	37"	**CKTSD**
	21.9"	Perforated	85	31"	**MCCTELSHLF**

Center-Weighted Equipment Shelf

Height	Depth	Style	Load (lb)		Catalog No.
3.5"	19"	Solid	75	③	**MCCCWS19**

Fixed Server Equipment Shelf

Height	Depth	Style	Load (lb)		Catalog No.
1"	24.25"	Perforated	200	④	**MCCPSHLF**



⑤



⑥



⑦

19" Filler Panels

Black; includes (1) panel and (4) HPW screws

Rack Units	Height Inches (mm)	⑤ Flat Catalog No.	⑥ Angled Catalog No.
1	1.75" (44)	**MCCBP175**	**ABP175**
2	3.50" (89)	**MCCBP350**	**ABP350**
4	7.00" (178)	**MCCBP700**	**–**

Rack Bonding Busbars

Description Inches (mm)		Catalog No.
19" (483) width	⑦	**HBBBHR19KT**
36" (914) height		**HBBBVR36KT**
76" (1930) height		**HBBBVR76KT**

Conductor Kits

Description	Catalog No.
Front to rear rails	**HGRKTD45DN**
Cabinet to conductor bracket	**HGRKTD45C46**

Mounting Hardware

Description	Catalog No.
#12-24 threaded dog-nose screw with washer, 20-pack	**1224RRSCRW20**
M6 cage nut with M6 screw, 100-pack	**CKM6**



METAL

Grounding & Bonding

Hubbell's full line of grounding and bonding products will protect and secure active equipment from harmful electrical interference. These products provide the best performance and are highly adaptable to fit within numerous building applications.











Index

Busbar Kits P3
Bonding Conductor Kits P4
Compression Lugs P5
Busbars P6
Irreversible Connectors P7
Compression Taps P8
Clamps P9
Mechanical Connectors P10
Tools P11
Dies P12
Accessories P13
Accessories and Ladder & Basket Tray Kits P14

- A Conductor Bracket for Ladder **HGBTEBCBRKL10**
- B 12ft Conductor with double lug **HGRKTD144DB**
- C Ladder tray jumper **HGRKTD9D**
- D Ladder to Conductor **HGRKTD60DB**
- E Conductor with C-Tap to 76" Busbar **HGRKTD60C46**
- F Conductor with C-Tap to 19" Busbar **HGRKTDA60C46**
- G Conductor with C-Tap to 36" Busbar **HGRKTDB60C46**
- H 76" x ¾" Vertical Busbar **HBBBVR76KT**
- I 19" Horizontal Busbar **HBBBHR19KT**
- J 36" x ¾" Vertical Busbar **HBBBVR36KT**
- K 10" x 2" Wall Mounted Busbar **HBBB14210A**

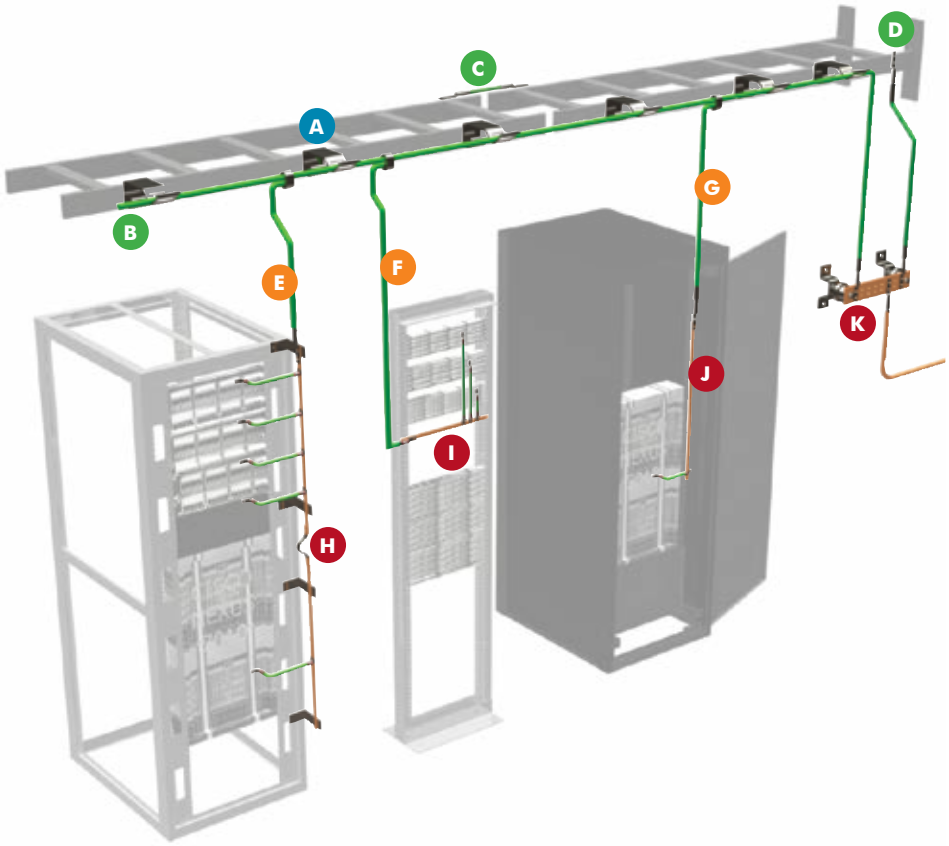

On-Rail Kits

Includes: 19" RGB busbar (HBBBHR19KT), mounting insulators, mounting hardware, lug mounting hardware, 60" 6AWG conductor (HGRKTX60D), VELCRO® Brand fastener straps, Penetrox™ AntiOxidant

Description	Material	Single Pack	10-Pack
On-rail mounted; 19" rack grounding busbar	Copper	**HGRKTHC**	**HGRKTHC10**
	Tin-plated	**HGRKTHT**	**HGRKTHT10**



In-Cabinet Kits

Includes: 36" RGB busbar (HBBBVR36KT), mounting insulators, mounting hardware, lug mounting hardware, 60" 6AWG conductor (HGRKTX60DB), VELCRO® Brand fastener straps, Penetrox™ AntiOxidant

Description	Material	Single Pack	10-Pack
In-cabinet mounted; 36" rack grounding busbar	Copper	**HGRKTVC**	**HGRKTVC10**
	Tin-plated	**HGRKTVT**	**HGRKTVT10**

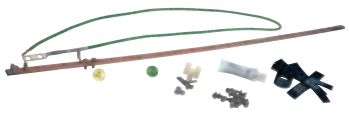

Wall Mounted Busbars

Busbar kit includes: copper busbar with stainless steel brackets and insulators; (1) 6AWG lug; (1) 2AWG lug; (2) 2/0AWG lugs; (1) 4/0AWG lug; stainless steel lug mounting hardware; Penetrox™ AntiOxidant; ground label

Size	Catalog No.
2" x 10"	**HGRKTTGB10A**
4" x 16"	**HGRKTTMGB16H**



VELCRO® is a registered trademark of Velcro Industries B.V. Penetrox™ is a trademark of Burndy Corporation.



Kits Include

- 6AWG copper wire green insulated
- Long barrel lug(s) with inspection window
- Stainless steel mounting hardware
- 0.5oz tube of antioxidant
- Caution and GND labels

Hole Mounting Dimensions

Lug Style	Hole Diameter	Hole Spacing	Angle
S	0.25"	–	0
D	0.25"	0.625"	0
DF	0.25"	0.625"	45
DN	0.25"	0.625"	90
DA	0.25"	0.75"	0
DB	0.25"	1.0"	0
DK	0.25"	–	0

Color code indicates hole spacing

Configuring Bonding Conductor Kits

Base Catalog No.	Lug 1 Catalog No.	Length (Inches) Catalog No.	Lug 2 Catalog No.
HGRKT	**D**	**30"**	**D**
	DA	**45"**	**DF**
	DB	**60"**	**DN**
		90"	**DA**
		144"	**DB**

Example:	Lug 1	Length (Inches)	Lug 2
HGRKT	**DA**	**30**	**DN**

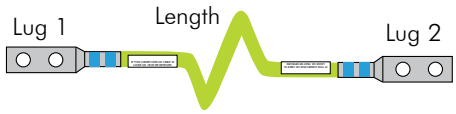

Short Conductors

Common Application	Lug 1	Length Inches (mm)	Lug 2	Catalog No.
Ladder tray jumper	D	9" (229)	D	**HGRKTD9D**
	S	9" (229)	S	**HGRKTS9S**
	D	9" (229)	D	**HGRKTD9DXX10***
Extruded aluminum ladder tray	DK	11" (279)	DK	**HGRKTDK11DKXH****

**Bulk 10-pack, no hardware, no antioxidant*
***No antioxidant*

Medium Conductors

Common Application	Lug 1	Length Inches (mm)	Lug 2	Catalog No.
Surge suppressor conductor	D	30" (762)	S	**HGRKTD30S**
Front to rear cabinet rail jumper	D	30" (762)	DN	**HGRKTD30DN**
	D	45" (1143)	DN	**HGRKTD45DN**
Network equipment conductor	D	45" (1143)	DF	**HGRKTD45DF**
	D	45" (1143)	DF	**HGRKTD45DFXX***

**Economy version, no hardware, no antioxidant*

Long Conductors

Common Application	Lug 1	Length Inches (mm)	Lug 2	Catalog No.
Telecommunications equipment bonding conductor	DA	144" (3658)	D	**HGRKTD144DA**
	–	250" (6350)	D	**HGRKTX240D**
	–	360" (9144)	D	**HGRKTX360D**

Specialty Conductors

Common Application	Lug 1	Length Inches (mm)	Lug 2	Catalog No.
Armored fiber	D	30" (762)	HGBKS25	**HGRKTD30KS25**
Conductor with 6AWG C-tap	DA	30" (762)	C46	**HGRKTDA30C46**
	DA	60" (1524)	C46	**HGRKTDA60C46**
Rack bonding conductor with C-tap	C	60" (1524)	C46	**HGRKTD60C46**



Specifications

- Solid copper construction and tin plated
- UL Listed 90° C, 600V to 35kV
- Die index traceable
- UL and CSA Listed

Lug Reference

- Hole diameter: 38 = 3/8" = 0.375"
- Window: inspect wire position
- Barrel length: long series
- Die index: match with traceable die

Standard Lugs

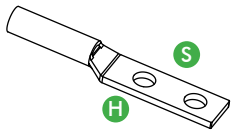

Style	Single		Double			
H Hole	0.25"	0.375"	0.25"	0.25"	0.375"	0.25"
S Spacing			0.625"	0.75"	1"	1.5"

Gauge	Qty	Color	Die Index						
6	50	Blue	7	**HGBL06S***		**HGBL06D***	**HGBL06DA**	**HGBL06DB***	**HGBL06DK**
4	50	Gray	8	**HGBL04S***		**HGBL04D***	**HGBL04DA**	**HGBL04DB***	
2	25	Brown	10	**HGBL02S**	**HGBL02SA**	**HGBL02D***	**HGBL02DA**	**HGBL02DB***	
1	25	Green	11	**HGBL01S**	**HGBL01SA**	**HGBL01D***	**HGBL01DA**	**HGBL01DB***	
1/0	10	Pink	12	**HGBL10S**	**HGBL10SA**	**HGBL10D***	**HGBL10DA**	**HGBL10DB***	
2/0	10	Black	13		**HGBL20SA**	**HGBL20D***	**HGBL20DA**	**HGBL20DB***	
3/0	10	Orange	14		**HGBL30SA**		**HGBL30DA**	**HGBL30DB***	
4/0	10	Purple	15					**HGBL40DB***	
250kcmil	5	Yellow	16					**HGBL250DB**	
300kcmil	5	White	17					**HGBL300DB**	
350kcmil	5	Red	18					**HGBL350DB**	
500kcmil	5	Brown	20					**HGBL500DB**	
600kcmil	5	Green	22					**HGBL600DB**	
750kcmil	5	Black	24					**HGBL750DB**	

Add **1 to the end of the Catalog Number for Quantity 1*

Angled Lugs

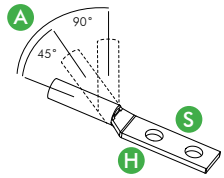

Style	Single		Double			
H Hole	0.25"	0.25"	0.25"	0.25"	0.375"	0.25"
S Spacing			0.625"	0.625"	1"	1.5"
A Angle	45°	90°	45°	90°	90°	90°

Gauge	Qty	Color	Die Index						
6	50	Blue	7	**HGBL06SF**	**HGBL06SN**	**HGBL06D45**	**HGBL06D90**	**HGBL06DB90**	**HGBL06DKN**
6	1	Blue	7	**HGBL06SF1**		**HGBL06DF1**	**HGBL06DN1**		
4	50	Gray	8	**HGBL04SF**		**HGBL04D45**	**HGBL04D90**	**HGBL04DB90**	
2	25	Brown	10	**HGBL02SF**		**HGBL02D45**	**HGBL02D90**	**HGBL02DB90**	
1/0	10	Pink	12			**HGBL10D45**	**HGBL10D90**	**HGBL10DB90**	



Kits Include

- Rack Ground Busbar
- Telecommunications Grounding Busbar
- Telecommunications Main Grounding Busbar
- Kits include insulators and assembly hardware
- Available with tin plating

Busbars

Includes	Height	Length	Thickness	Total Holes	I.D. ¼" 5⁄8"	Space ⅜" 1"	Catalog No.
Insulators, mounting hardware 	¾"	19"	¼"	14	7x #12-24 threaded	–	**HBBBHR19KT**
Insulators, mounting hardware 	1"	19"	¼"	20	10x #12-24 threaded	–	**HBBBHR191KT**
Insulators, mounting hardware	5⁄8"	36"	¼"	16	8x #12-24 threaded	1x ⅜" threaded studs	**HBBBVR36KT**
Insulators, mounting hardware, 8" braid 	5⁄8"	76"	¼"	32	16x #12-24 threaded	2x ⅜" threaded studs"	**HBBBVR76KT**
Insulators, mounting bracket 	2"	10"	¼"	16	8		**HBBB14210A**
Insulators, mounting bracket 	2"	12"	¼"	18	6	3	**HBBB14212**
Insulators, mounting bracket 	2"	24"	¼"	38	16	3	**HBBB14224B**
Insulators, mounting bracket 	4"	12"	¼"	36	15	3	**HBBB14412**
Insulators, mounting bracket 	4"	16"	¼"	44	11	11	**HBBB14416H**
Insulators, mounting bracket 	4"	20"	¼"	60	25	5	**HBBB14420**
Insulators, mounting bracket 	4"	20"	¼"	68	17	17	**HBBB14420J**

Note: Lug mounting dimensions are color coded to assist in pairing lugs to busbars.





Installation

- Irreversible compression bond
- Die index traceable

Busbar Connectors

Dimensions Inches (mm)	Wire 1	Wire 2	Die	Qty	Catalog No.
1.5" x 1.37" x 0.81" (38 x 35 x 21)	2AWG	6AWG	HU1105	1	**HYG14B2TC2C6C**
1.5" x 1.37" x 0.81" (38 x 35 x 21)	2AWG	2AWG	HU1105	1	**HYG14B2TC2C2C**
1.5" x 1.37" x 0.81" (38 x 35 x 21)	4/0 –1/0AWG	–	HU1105	1	**HYG14BTC28**



Note: Individually packaged, Penetrox™ applied, compatible with 0.25" thick busbars.

I-Beam Connectors

Steel Flange		Flange I Range Inches (mm)	Die	Qty	Catalog No.
Standard	 STANDARD BEAMS (FLANGE ANGLED) 	0.250"–0.338" (6–9)	HU1105	1	**HYGIBS338**
		0.338"–0.400" (6–10)	HU1105	1	**HYGIBS400**
		0.400"–0.462" (10–12)	HU1105	1	**HYGIBS462**
		0.462"–0.500" (12–13)	HU1105	1	**HYGIBS550**
Wide	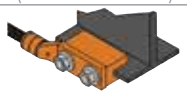 WIDE FLANGE BEAMS (FLANGE PARALLEL) 	0.250"–0.338" (6–9)	HU1105	1	**HYGIBW338**
		0.338"–0.400" (9–10)	HU1105	1	**HYGIBW400**
		0.400"–0.462" (10–12)	HU1105	1	**HYGIBW462**
		0.462"–0.500" (12–13)	HU1105	1	**HYGIBW550**



Note: Includes heavy duty lug mounting hardware: (2) 0.42" threaded studs, (2) flat washers, (2) lock washers, (2) hex nuts. Hole spacing for heavy duty HYGHA lugs.

Heavy Duty Lugs

Conductor Size	Hole Size Inches (mm)	Spacing Inches (mm)	Die Index	Die	Qty	Catalog No.
2AWG	0.56" (14)	1.75" (44)	11	HU1CRT	1	**HYGHA02**
1/0AWG	0.56" (14)	1.75" (44)	14	HU27RT	1	**HYGHA25**
2/0AWG	0.56" (14)	1.75" (44)	15	HU28RT	1	**HYGHA26**
3/0AWG	0.56" (14)	1.75" (44)	16	HU29RT (2)	1	**HYGHA27**



Note: Individually packaged, Penetrox™ filled, compatible with HYGIB I-beam connectors.

Penetrox™ is a trademark of Burndy Corporation.


①


②


③


④


⑤

Thin Wall C-Taps

Stranded AWG	Stranded AWG	Stranded AWG	Length Inches (mm)	Color Code	No. Ribs	Die Index	HW Series	HU Series	Qty		Catalog No.
6-6			1.18" (30)	Brown	1	10	HW2CVT(2)	HUC4	25	①	**HYC4L12**
4-4	2-6		1.18" (30)	Pink	1	12	HW25VT (2)	HUC2	25		**HYC2L12**
2-4	1-6		1.75" (44)	Black	2	13	HW26VT (2)	HUC1	10		**HYC1L12**
2-2	1-4	1/0-4	1.75" (44)	Orange	2	14	HW27VT(3)	HU25	10		**HYC25L12**
1-1	1/0-2	2/0-2	1.75" (44)	Purple	2	15	HW28VT(3)	HU26	5		**HYC26L12**
1/0-1/0	2/0-2	3/0-2	1.75" (44)	Yellow	2	16	HW29VT(3)	–	5		**HYC27L12**

Direct Burial C-Taps

Stranded AWG	Stranded AWG	Stranded AWG	Length Inches (mm)	Die Index	HW Series	HU Series	Qty		Catalog No.
6-6	4-6		0.625" (16)	BG	HWBG (2)	HUBG (2)	10	②	**HYC4C6**
4-4	4-6		0.625" (16)	BG	HWBG (2)	HUBG (2)	10		**HYC4C4**
2-4	2-6		0.75" (44)	C	HWCC (2)	HUC (2)	10		**HYC2C4**
2-2			0.75" (44)	C	HWCC (2)	HUC (2)	10		**HYC2C2**
2/0-6	2/0-4	2/0-2	0.875" (22)	0	–	HU0	5		**HYC26C2**
2/0-2/0			0.875" (22)	0	–	HU0	5		**HYC26C26**
4/0-6	4/0-4	4/0-2	1.07" (27)	D3	–	HUD3	1		**HYC28C2**
4/0-2/0			1.07" (27)	D3	–	HUD3	1		**HYC28C26**
4/0-4/0			1.07" (27)	D3	–	HUD3	1		**HYC28C28**

H-Taps

Stranded AWG	Stranded AWG	Stranded AWG	Length Inches (mm)	Color Code	Die Index	HW Series	HU Series	Qty		Catalog No.
6-6			0.6" (15)	Orange	BG	HWBG	HUBG	1	③	**HYH6C6C**
2-2,4,6	4-4,6		0.75" (44)	Brown	C	HWCC	HUC	1		**HYH2C2C**
4/0-2,6	2/0-2,6	1/0-2,6	0.9" (23)	Purple	654	–	HU654	1		**HYH292C**
4/0-4/0,2	3/0-3/0,2	2/0-2/0,2	0.9" (23)	Purple	654	–	HU654	1		**HYH2929**
500-250,1/0	350-250,1/0	4/0-1/0	1.0" (25)	Brown	1104	–	HU1104	1		**HYH3429**
500-500,4/0	350-350,4/0		1.0" (25)	Brown	1104	–	HU1104	1		**HYH3434**
750-4/0,1/0	650-4/0,1/0	500-4/0,1/0	0.95 (24)	Yellow	K-R	–	HUKR	1		**HYH3931**
750-750,350	650-650,350	500-350	1.25 (32)	Yellow	K-R	–	HUKR	1		**HYH3939**

H-Taps with Clear Cover

Stranded AWG	Stranded AWG	Stranded AWG	Length Inches (mm)	Color Code	Die Index	HW Series	HU Series	Qty		Catalog No.
6-6			0.6" (15)	Orange	BG	HWBG	HUBG	1	④	**HYH6CWC**
2-2,4,6	4-4,6		0.75" (44)	Brown	C	HWCC	HUC	1		**HYH2CWC**
4/0-2,6	2/0-2,6	1/0-2,6	0.9" (23)	Purple	654	–	HU654	1		**HYH29WC**
4/0-4/0,2	3/0-3/0,2	2/0-2/0,2	0.9" (23)	Purple	654	–	HU654	1		**HYH2929WC**

H-Tap Covers

H-Tap Size	Color Code	Qty	Clear Cover		Black Cover
HYH6Cxx	Orange	1	**HCCFBGFR**	⑤	**HCFBGFR**
HYH2Cxx	Brown	1	**HCCFOFR**		**HCFOFR**
HYH29xx	Purple	1	**HCCFDFR**		**HCFDFR**
HYH34xx	Brown	1	**HCCFN**		**HCFN**
HYH39xx	Yellow	1	**HCCFR**		**HCFR**



Grid | Parallel (Serpentine) | Parallel (Direct)

Raised Floor Pedestal Clamps

Pedestal	Wire Range	Configuration	Hardware	Install Torque	Catalog No.	
0.75"-1.5" square 0.75"-1.875" round	6 – 4/0AWG	Grid or parallel	Stainless Steel ½"	120in-lb conductor 180in-lb clamp	**HGBGXP1828RF**	
1.0"-1.25" round	4 – 2/0AWG	Parallel	Silicon Bronze 9/16"	240in-lb	**HGBGP1526G1**	
0.75"-1.0" round or square	8 – 2AWG	Parallel	Silicon Bronze 9/16"	240in-lb	**HGBGRF4C3**	

Note: Torque values may differ based on the Grounding and Bonding Standard selected.
The Mesh Bonding Network shall have a support attached at a maximum of 3' (36") intervals.

Pipe Clamps

I.P.S. Pipe Dia. Inches	Height Inches	Width Inches	Conductor Range	U-Bolt Size Inches	Nut Size Inches	Catalog No.
1.0"	2 7/8"	2 5/8"	4AWG-2/0AWG	3/8"	9/16"	**HGBGAR1526**
1.5"	3 1/2"	3"	4AWG-2/0AWG	3/8"	9/16"	**HGBGAR1726**
2.0"	4"	3 1/4"	4AWG-2/0AWG	3/8"	9/16"	**HGBGAR1826**
2.5"	4 1/4"	3 3/4"	4AWG-2/0AWG	3/8"	9/16"	**HGBGAR1926**
3.0"	5"	4 1/4"	4AWG-2/0AWG	3/8"	9/16"	**HGBGAR2026**
3.5"	5 5/8"	4 3/4"	4AWG-2/0AWG	3/8"	9/16"	**HGBGAR2126**
4.0"	6 1/4"	5 3/8"	4AWG-2/0AWG	3/8"	9/16"	**HGBGAR2226**
5.0"	6 3/8"	5 7/8"	4AWG-2/0AWG	3/8"	9/16"	**HGBGAR2426**
6.0"	8 13/16"	8 3/8"	2AWG-250kcmil	1/2"	3/4"	**HGBGAR8629**



Note: All pipe clamps secure the grounding conductor to the pipe in a parallel or perpendicular manner.

Terminals

Minimum	Maximum	Material	Mount Hole Dia. Inches	Recommended Torque in-lb	Qty	Catalog No.
14AWG	6AWG	Aluminum	0.25"	45in-lb	100	**HGBKA6U**
14AWG	4AWG	Aluminum	0.22"	35in-lb	100	**HGBBGBL4**
14AWG	6AWG	Copper	0.19"	45in-lb	100	**HGBKLU35**
14AWG	4AWG	Copper	0.22"	35in-lb	100	**HGBCL501**



Split Bolt Connectors

STR Min Run and Tap	STR Max Run and Tap	SOL Max Run and Tap	Material	Bolt Size Inches	Length Inches	Recommended Torque, in-lb	Qty	Catalog No.
8AWG	6AWG	6AWG	Copper	7/16"	1.14"	165in-lb	50	**HGBKS17**
8AWG	4AWG	4AWG	Copper	1/2"	1.20"	165in-lb	50	**HGBKS20**
6AWG	3AWG	2AWG	Copper	19/32"	1.50"	275in-lb	50	**HGBKS22**
6AWG	2AWG	1AWG	Copper	5/8"	1.54"	275in-lb	25	**HGBKS23**
4AWG	1/0AWG	2/0AWG	Copper	3/4"	1.77"	385in-lb	25	**HGBKS25**
2AWG	2/0AWG	3/0AWG	Copper	7/8"	1.94"	385in-lb	10	**HGBKS26**
1AWG	3/0AWG	4/0AWG	Copper	1 1/8"	1.86"	500in-lb	10	**HGBKS27**
1AWG	250Kcmil	4/0AWG	Copper	1 1/8"	2.07"	650in-lb	5	**HGBKS29**



Split Bolt Covers

Size Minimum	Size Maximum	Color	Qty	Catalog No.
HGBKS17	HGBKS20	Black	1	**HGBSC4**
HGBKS22	HGBKS23	Black	1	**HGBSC2**
HGBKS25	HGBKS26	Black	1	**HGBSC20**



ShieldBond Connector

Description	Qty	Catalog No.
ShieldBond connector kits for cable jackets. Each kit includes brass screw and nut, (2) retaining washers, (1) gripping. Install tool included.	100	**BC285SB100**



Tools, HW- and HX-Dies

Description		Catalog No.	
6-ton automatic compression tool, 18V lithium powered, carrying case, lanyard, (2) lithium batteries, (1) charging station	Uses HW series dies	**HPAT600LI**	
9000lb manual compression tool, built-in BG die, handle length 25"	Uses HW series dies	**HMD7**	
8000lb manual compression tool, hand ratcheting forward cycle until max capacity reset, metal carrying case with die holders	Uses HX series dies	**HOUR840**	

Tools, HU-Dies

Description		Catalog No.	
12-ton automatic compression tool, 18V lithium powered, carrying case, lanyard, (2) lithium batteries, (1) charging station	Uses HU series dies	**HPAT750LI**	
12-ton manual hydraulic compression tool, carrying case, handle length 24"	Uses HU series dies	**HY750CHSXT**	

Integrated Die Tool

Description	Catalog No.	
Manual compression tool, dies for 6AWG to 4/0AWG are integrated into the head, color coded dies unlock and can be rotated to lug barrel size; 26" leveraged handles	**HMRC840**	

Torque Wrenches

Description	Catalog No.	
30-150in-lb torque wrench, carrying case, certification calibration	**HBT30150**	
150-750in-lb torque wrench, carrying case, certification calibration	**HBT150750**	

Lug Dies for Compression Lugs





Lug Size	HX Series	HW Series	HU Series
6	**HX5CRT**	**HW5CRT**	**HU5CRT**
4	**HX4CRT**	**HW4CRT**	**HU4CRT**
2	**HX2CRT**	**HW2CRT**	**HU2CRT**
1	**HX1CRT**	**HW1CRT**	**HU1CRT**
1/0	**HX25RT**	**HW25RT**	**HU25RT**
2/0	**HX26RT**	**HW26RT**	**HU26RT**
3/0	**HX27RT**	**HW27RT**	**HU27RT**
4/0	–	**HW28VT**	**HU28RT**
250	–	**HW29VT**	**HU29RT**
300	–	**HW30VT**	**HU30RT**
350	–	**HW31VT**	**HU31RT**
400	–	**HW34VT**	**HU34RT**
500	–	–	**HU36RT**
750	–	–	**HU39RT**

Tap Dies for Compression Taps





Die Index	HX Series	HW Series	HU Series
BG	**HXBG**	**HWBG**	**HUBG**
C	–	**HWCC**	**HUC**
0	–	**HWO**	**HU0**
10	–	**HW2CVT**	**HUC4**
12	–	**HW25VT**	**HUC2**
13	–	**HW26VT**	**HUC1**
14	–	**HW27VT**	**HUC25**
15	–	**HW28VT**	**HUC26**
16	–	**HW29VT**	–
1105	–	–	**HU1105**
1104	–	–	**HU1104**
654	–	–	**HU654**
997	–	–	**HU997**

Die Tree

For Use With	Holds	Catalog No.
HW and HX dies*	6 sets	**HWDIETREE**

**Dies not included*



Die Cases

For Use With	Holds	Catalog No.
HW and HX dies*	12 sets	**HWDIECASE**
HU dies*	15 sets	**HUDIECASE**

**Dies not included*



Installation Accessories

Description	Qty	Catalog No.
ESD port for 4mm banana plug; 0.5oz Penetrox™; ESD Label; (2) #12-24 TFS; (2) M6 stainless TFS	10	**HGBESDKT10**
¼" belleville washer	50	**HGB25CNWH**
⅜" belleville washer	50	**HGB38CNWH**
#12-24 x ¾" stainless steel screws	50	**HGB1224ST**
M6 x 16mm stainless steel screws	50	**HGBM6ST**
ESD label	25	**HGBESDLBL**
Ground label	25	**HGBGNDLBL**
Ground wire label	25	**HGRKTLBL**

Description	Qty	Catalog No.
ESD cloth bracelet; 6ft cord; 4mm banana plug	1	**HGBESDBC**
ESD metal bracelet; 6ft cord; 4mm banana plug	1	**HGBESDBM**
3/16" drill bit for steel material and ¼" thread forming screw	1	**HGB025DBS**
Wire brush for power drill	1	**HGBCWB2**
2" x 4" abrasive pad	6	**HGB24AP**
8oz bottle Penetrox™	1	**HGBP8A**
0.5oz tube Penetrox™	50	**HPENEA0550**
Serrated paint piercing washer	50	**HGB25PPW**

Braided Jumper

Length Inches (mm)	Width Inches (mm)	Hole Size Inches	Hole Spacing Inches (mm)	Qty	Catalog No.
6" (152)	0.5" (13)	¼"	–	10	**HGBBD6S10**
9" (229)	0.5" (13)	¼"	–	10	**HGBBD9S10**
8" (203)	0.94" (24)	⅜"	1.0" (25)	1	**HGBBD8**
12" (305)	0.94" (24)	⅜"	1.25" (32)	1	**HGBBD12**
18" (457)	0.94" (24)	⅜"	1.25" (32)	1	**HGBBD18**
24" (610)	0.94" (24)	⅜"	1.25" (32)	1	**HGBBD24**

QUADCAB® Wall Mount Cabinet Ground Kit

Description	Catalog No.
Ground bar with (6) ¼"-20 male studs; (2) ¼"-20 carriage bolts and isolating hardware; (2) ground straps; (6) ¼"-20 nuts with star washers	**REKGB**

High Flex Jumper

Color	Gauge	Length	Catalog No.
Green/Yellow	#10 AWG	7"	**HGBHF7**
		9"	**HGBHF9**
		12"	**HGBHF12**
		14"	**HGBHF14**
		18"	**HGBHF18**
		24"	**HGBHF24**
		30"	**HGBHF30**



①



②



③

Installation Accessories

Description	Qty		Catalog No.
TEBC bracket for ladder rack, aluminum painted black	10	①	**HGBTEBCBRKL10**
TEBC bracket for wire tray, aluminum painted black	10		**HGBTEBCBRKW10**
TEBC bracket for extruded aluminum tray with standoff insulators, made of stainless steel, (4) cable holders	1		**HGBTEBCBRKR**
Off rail bracket for vertical RGB	2		**HGBVRBKT**



Insulated Halo Bracket

Description	Qty	Catalog No.
Stainless steel bracket, insulator, UV Rated cable holding clips for 0.25", 0.31", 0.38", 0.50", 0.56", 0.75" and 0.88" cables	1	**HGBSETH**



Ladder Tray Bonding Jumper Kits

Description	Connector		Catalog No.
Includes: (10) connectors; (5) 6AWG conductors 9"; labels for each conductor; (10) hardware for securing	Parallel Aluminum	②	**HGRKTKA9KA5**



Basket Tray Bonding Jumper Kits

Description	Connector		Catalog No.
Includes: (10) connectors; (5) 6AWG conductors 9"; labels for each conductor	C-Tap (Requires BG die)	③	**HGRKTWC45**
	Split Bolt		**HGRKTWB5**







METAL
Power Distribution

Hubbell has developed a family of high performance power distribution units (PDUs) for use in data centers, telecommunication rooms and remote equipment enclosures. Hubbell PDUs are manufactured in a wide variety of horizontal and vertical configurations such as: metered and unmetered, with or without power load, receptacle count and receptacle configurations. Each PDU is 100% tested and inspected to assure reliable, conditioned power to the active electronics.











Index

Features and Benefits Q3
Horizontal Power Strips, 15 Amp Q4
Horizontal Power Strips, 20 Amp Q5
Vertical Power Strips, 15 Amp Q6
Vertical Power Strips, 20 Amp Q9
Jumpers Q10

Vertical and Horizontal Power Distribution Units

- Height: 24" – 80" and 1 – 2 rack units
- 15A – 60A
- C13 and C19 receptacles can use lockable jumpers
- 1 phase, 3 phase, WYE configurations
- Multiple circuits
- Easy customization



Pre-Configured Common Options

- Basic: always operational
- Switch with breaker: switch guards installed to protect the switch
- Switch with breaker and meter: display meter shows amperes, watts, frequency and voltage readings



PDU to Equipment Jumpers

- Locking and Standard options for plugging into equipment
- Locking connectors work with all Hubbell PDU IEC receptacles





Specifications

- Extrusion material: aluminum
- Dimensions: 1.72" H x 18.96" W x 3.70" D

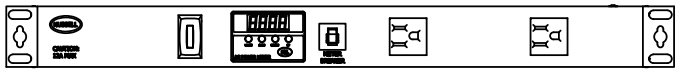

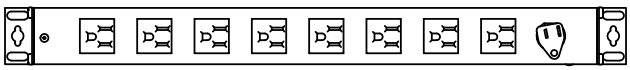

5-15R Receptacles

Front	Rear	Amp	Circuit	Height	Powercord	Basic	Switch	Switch and Meter
(2) 5-15R	(8) 5-15R	15	1	1 RU	5-15P, 5', Rear	**PHAA01**	**PHAB01**	**PHAD01**
(2) 5-15R	(8) 5-15R	15	1	1 RU	5-15P, 10', Rear	**PHAA02**	**PHAB02**	**PHAD02**

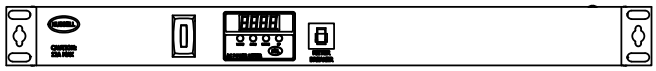

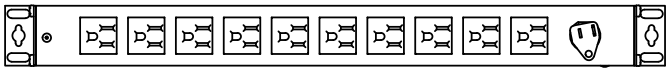

5-15R Receptacles

Front	Rear	Amp	Circuit	Height	Powercord	Basic	Switch	Switch and Meter
–	(10) 5-15R	15	1	1 RU	5-15P, 5', Rear	**PHAA03**	**PHAB03**	**PHAD03**
–	(10) 5-15R	15	1	1 RU	5-15P, 10', Rear	**PHAA04**	**PHAB04**	**PHAD04**

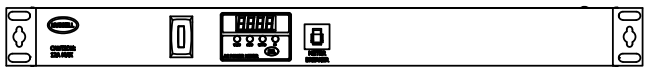

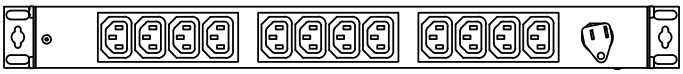

C13 Receptacles

Front	Rear	Amp	Circuit	Height	Powercord	Basic	Switch	Switch and Meter
–	(12) C13	15	1	1 RU	5-15P, 5', Rear	**PHAA05**	**PHAB05**	**PHAD05**
–	(12) C13	15	1	1 RU	5-15P, 10', Rear	**PHAA06**	**PHAB06**	**PHAD06**

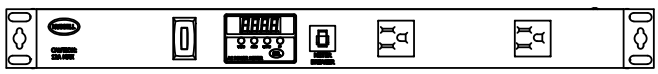

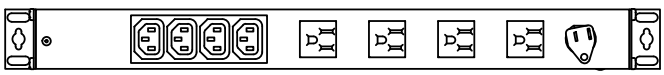

5-15R and C13 Receptacles

Front	Rear	Amp	Circuit	Height	Powercord	Basic	Switch	Switch and Meter
(2) 5-15R	(4) 5-15R, (4) C13	15	1	1 RU	5-15P, 5', Rear	**PHAA07**	**PHAB07**	**PHAD07**
(2) 5-15R	(4) 5-15R, (4) C13	15	1	1 RU	5-15P, 10', Rear	**PHAA08**	**PHAB08**	**PHAD08**
(2) 5-15R	(4) 5-15R, (4) C13	15	1	1 RU	L5-15P, 5', Rear	**PHAA09**	**PHAB09**	**PHAD09**
(2) 5-15R	(4) 5-15R, (4) C13	15	1	1 RU	L5-15P, 10', Rear	**PHAA10**	**PHAB10**	**PHAD10**

Horizontal Power Strips, 20 Amp



Specifications

- Extrusion material: aluminum
- Dimensions:
  1RU: 1.72" H x 18.96" W x 3.70" D
  2RU: 3.44" H x 18.96" W x 9.11" D

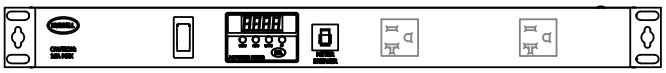

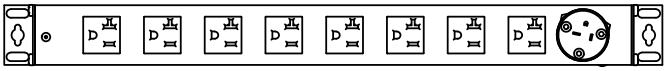

5-20R Receptacles

Front	Rear	Amp	Circuit	Height	Powercord	Basic	Switch	Switch and Meter
(2) 5-20R	(8) 5-20R	15	1	1 RU	5-20P, 5', Rear	**PHAA51**	**PHAB51**	**PHAD51**
(2) 5-20R	(8) 5-20R	15	1	1 RU	5-20P, 10', Rear	**PHAA52**	**PHAB52**	**PHAD52**
–	(10) 5-20R	15	1	1 RU	5-20P, 5', Rear	**PHAA53**	**PHAB53**	**PHAD53**
–	(10) 5-20R	15	1	1 RU	5-20P, 10', Rear	**PHAA54**	**PHAB54**	**PHAD54**



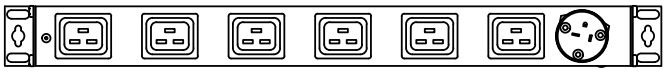

C19 Receptacles

Front	Rear	Amp	Circuit	Height	Powercord	Basic	Switch	Switch and Meter
–	(6) C19	15	1	1 RU	5-20P, 5', Rear	**PHAA55**	**PHAB55**	**PHAD55**
–	(6) C19	15	1	1 RU	5-20P, 10', Rear	**PHAA56**	**PHAB56**	**PHAD56**

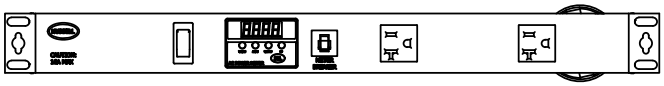

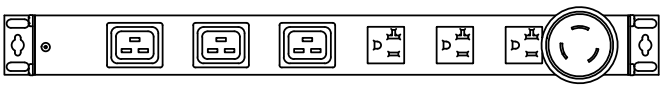

5-20R and C19 Receptacles

Front	Rear	Amp	Circuit	Height	Powercord	Basic	Switch	Switch and Meter
(2) 5-20R	(3) 5-20R, (3) C19	15	1	1 RU	5-20P, 5', Rear	**PHAA57**	**PHAB57**	**PHAD57**
(2) 5-20R	(3) 5-20R, (3) C19	15	1	1 RU	5-20P, 10', Rear	**PHAA58**	**PHAB58**	**PHAD58**
(2) 5-20R	(3) 5-20R, (3) C19	15	1	1 RU	L5-20P, 5', Rear	**PHAA59**	**PHAB59**	**PHAD59**
(2) 5-20R	(3) 5-20R, (3) C19	15	1	1 RU	L5-20P, 10', Rear	**PHAA60**	**PHAB60**	**PHAD60**

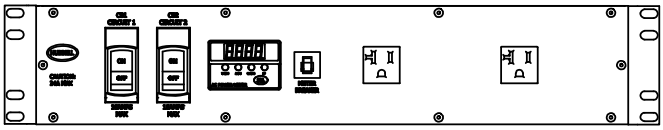



5-20R, C13 and C19 Receptacles

Front	Rear	Amp	Circuit	Height	Powercord	Basic	Switch	Switch and Meter
(2) 5-20R	(12) C13, (6) C19	20	2	2 RU	L5-30, 5', Rear	–	**PHJB01**	**PHJD01**
(2) 5-20R	(12) C13, (6) C19	20	2	2 RU	L5-30, 10', Rear	–	**PHJB02**	**PHJD02**



Specifications

- Extrusion material: aluminum
- Dimensions: 2.13" W x 2.05" D

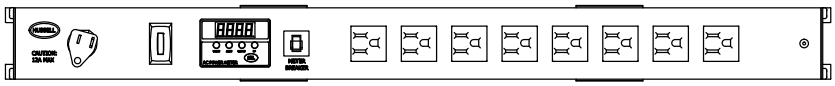

5-15R Receptacles

Receptacles	Amp	Circuit	Length	Powercord	Basic	Switch	Switch and Meter
(8) 5-15R	15	1	24"	5-15P, 10', Front	**PVAA01**	**PVAB01**	**PVAD01**
(8) 5-15R	15	1	24"	L5-15P, 10', Front	**PVAA02**	**PVAB02**	**PVAD02**

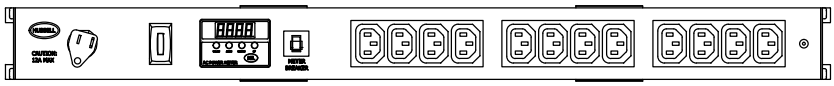

C13 Receptacles

Receptacles	Amp	Circuit	Length	Powercord	Basic	Switch	Switch and Meter
(12) C13	15	1	24"	5-15P, 10', Front	**PVAA03**	**PVAB03**	**PVAD03**
(12) C13	15	1	24"	L5-15P, 10', Front	**PVAA04**	**PVAB04**	**PVAD04**

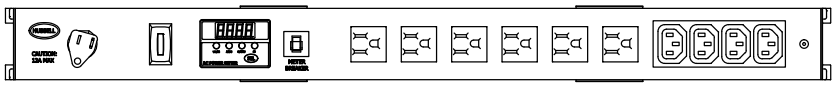

5-15R and C13 Receptacles

Receptacles	Amp	Circuit	Length	Powercord	Basic	Switch	Switch and Meter
(6) 5-15R, (4) C13	15	1	24"	5-15P, 10', Front	**PVAA05**	**PVAB05**	**PVAD05**
(6) 5-15R, (4) C13	15	1	24"	L5-15P, 10', Front	**PVAA06**	**PVAB06**	**PVAD06**

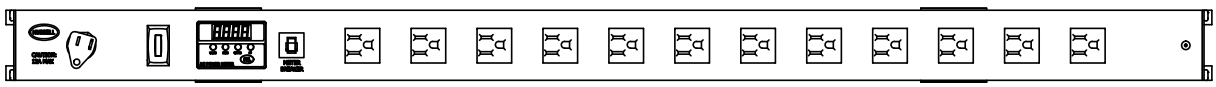

5-15R Receptacles

Receptacles	Amp	Circuit	Length	Powercord	Basic	Switch	Switch and Meter
(12) 5-15R	15	1	36"	5-15P, 10', Front	**PVBW01**	**PVBY01**	**PVCB01**
(12) 5-15R	15	1	36"	L5-15P, 10', Front	**PVBW02**	**PVBY02**	**PVCB02**

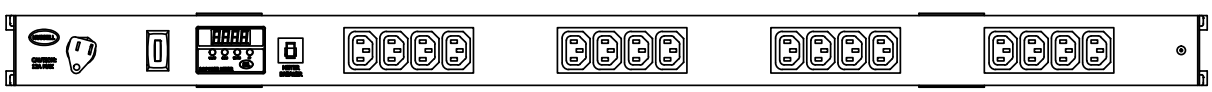

C13 Receptacles

Receptacles	Amp	Circuit	Length	Powercord	Basic	Switch	Switch and Meter
(16) C13	15	1	36"	5-15P, 10', Front	**PVBW03**	**PVBY03**	**PVCB03**
(16) C13	15	1	36"	L5-15P, 10', Front	**PVBW04**	**PVBY04**	**PVCB04**



Specifications

- Extrusion material: aluminum
- Dimensions: 2.13" W x 2.05" D

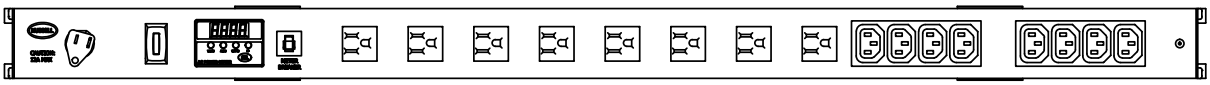

5-15R and C13 Receptacles

Receptacles	Amp	Circuit	Length	Powercord	Basic	Switch	Switch and Meter
(8) 5-15R, (8) C13	15	1	36"	5-15P, 10', Front	**PVBW05**	**PVBY05**	**PVCB05**
(8) 5-15R, (8) C13	15	1	36"	L5-15P, 10', Front	**PVBW06**	**PVBY06**	**PVCB06**

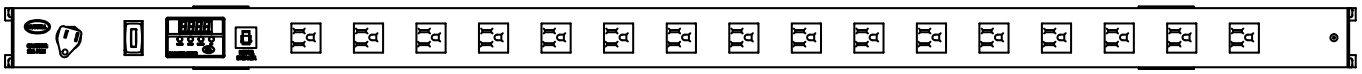

5-15R Receptacles

Receptacles	Amp	Circuit	Length	Powercord	Basic	Switch	Switch and Meter
(16) 5-15R	15	1	48"	5-15P, 10', Front	**PVDU01**	**PVDV01**	**PVDY01**
(16) 5-15R	15	1	48"	L5-15P, 10', Front	**PVDU02**	**PVDV02**	**PVDY02**



C13 Receptacles

Receptacles	Amp	Circuit	Length	Powercord	Basic	Switch	Switch and Meter
(24) C13	15	1	48"	5-15P, 10', Front	**PVDU03**	**PVDV03**	**PVDY03**
(24) C13	15	1	48"	L5-15P, 10', Front	**PVDU04**	**PVDV04**	**PVDY04**

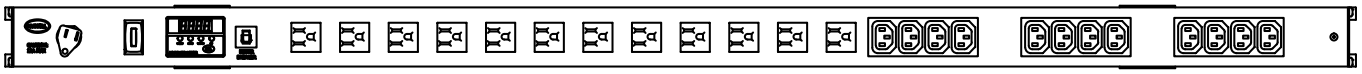

5-15R and C13 Receptacles

Receptacles	Amp	Circuit	Length	Powercord	Basic	Switch	Switch and Meter
(10) 5-15R, (12) C13	15	1	48"	5-15P, 10', Front	**PVDU05**	**PVDV05**	**PVDY05**
(10) 5-15R, (12) C13	15	1	48"	L5-15P, 10', Front	**PVDU06**	**PVDV06**	**PVDY06**



Specifications

- Extrusion material: aluminum
- Dimensions: 60" L x 2.13" W x 2.05" D

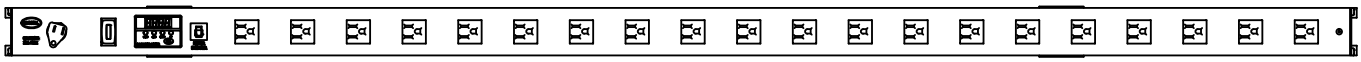

5-15R Receptacles

Receptacles	Amp	Circuit	Length	Powercord Plug, Length, Location	Basic	Switch	Switch and Meter
(20) 5-15R	15	1	60"	5-15P, 10', Front	**PVFS01**	**PVFT01**	**PVFV01**
(20) 5-15R	15	1	60"	L5-15P, 10', Front	**PVFS02**	**PVFT02**	**PVFV02**



C13 Receptacles

Receptacles	Amp	Circuit	Length	Powercord Plug, Length, Location	Basic	Switch	Switch and Meter
(28) C13	15	1	60"	5-15P, 10', Front	**PVFS03**	**PVFT03**	**PVFV03**
(28) C13	15	1	60"	L5-15P, 10', Front	**PVFS04**	**PVFT04**	**PVFV04**



5-15R and C13 Receptacles

Receptacles	Amp	Circuit	Length	Powercord Plug, Length, Location	Basic	Switch	Switch and Meter
(14) 5-15R, (16) C13	15	1	60"	5-15P, 10', Front	**PVFS05**	**PVFT05**	**PVFV05**
(14) 5-15R, (16) C13	15	1	60"	L5-15P, 10', Front	**PVFS06**	**PVFT06**	**PVFV06**

Vertical Power Strips, 20 Amp



Specifications

- Extrusion material: aluminum
- Dimensions: 2.13" W x 2.05" D

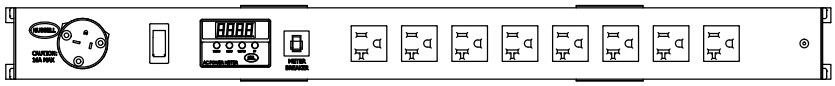

5-20R Receptacles

Receptacles	Amp	Circuit	Length	Powercord Plug, Length, Location	Basic	Switch	Switch and Meter
(8) 5-20R	20	1	24"	5-20P, 10', Front	**PVAA51**	**PVAB51**	**PVAD51**
(8) 5-20R	20	1	24"	L5-20P, 10', Front	**PVAA52**	**PVAB52**	**PVAD52**

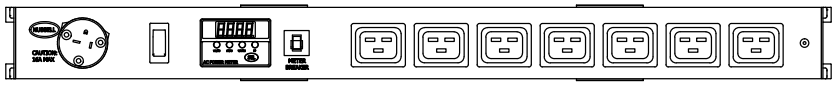

C19 Receptacles

Receptacles	Amp	Circuit	Length	Powercord Plug, Length, Location	Basic	Switch	Switch and Meter
(8) C19	20	1	24"	5-20P, 10', Front	**PVAA53**	**PVAB53**	**PVAD53**
(8) C19	20	1	24"	L5-20P, 10', Front	**PVAA54**	**PVAB54**	**PVAD54**

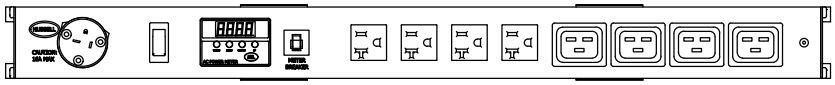

5-20R and C19 Receptacles

Receptacles	Amp	Circuit	Length	Powercord Plug, Length, Location	Basic	Switch	Switch and Meter
(4) 5-20R, (4) C19	20	1	24"	5-20P, 10', Front	**PVAA55**	**PVAB55**	**PVAD55**
(4) 5-20R, (4) C19	20	1	24"	L5-20P, 10', Front	**PVAA56**	**PVAB56**	**PVAD56**

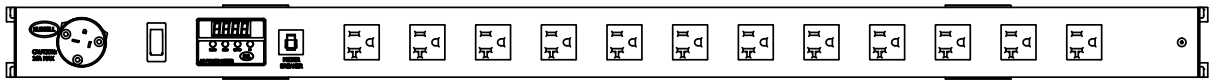

5-20R Receptacles

Receptacles	Amp	Circuit	Length	Powercord Plug, Length, Location	Basic	Switch	Switch and Meter
(12) 5-20R	20	1	36"	5-20P, 10', Front	**PVBW51**	**PVBY51**	**PVCB51**
(12) 5-20R	20	1	36"	L5-20P, 10', Front	**PVBW52**	**PVBY52**	**PVCB52**



Specifications

- Extrusion material: aluminum
- Dimensions: 2.13" W x 2.05" D



C19 Receptacles

Receptacles	Amp	Circuit	Length	Powercord	Basic	Switch	Switch and Meter
(12) C19	20	1	36"	5-20P, 10', Front	**PVBW53**	**PVBY53**	**PVCB53**
(12) C19	20	1	36"	L5-20P, 10', Front	**PVBW54**	**PVBY54**	**PVCB54**

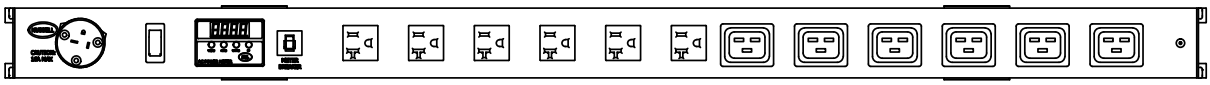

5-20R and C19 Receptacles

Receptacles	Amp	Circuit	Length	Powercord	Basic	Switch	Switch and Meter
(6) 5-20R, (6) C19	20	1	36"	5-20P, 10', Front	**PVBW55**	**PVBY55**	**PVCB55**
(6) 5-20R, (6) C19	20	1	36"	L5-20P, 10', Front	**PVBW56**	**PVBY56**	**PVCB56**

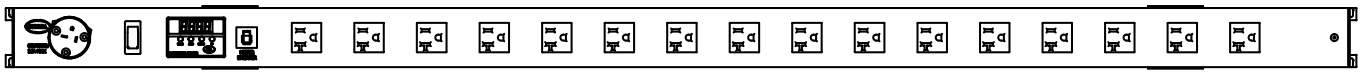

5-20R Receptacles

Receptacles	Amp	Circuit	Length	Powercord	Basic	Switch	Switch and Meter
(16) 5-20R	20	1	48"	5-20P, 10', Front	**PVDU51**	**PVDV51**	**PVDY51**
(16) 5-20R	20	1	48"	L5-20P, 10', Front	**PVDU52**	**PVDV52**	**PVDY52**

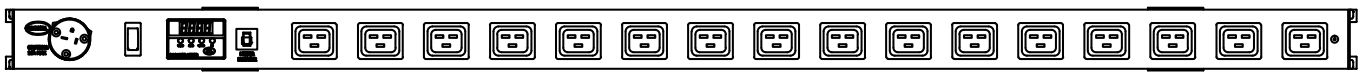

C19 Receptacles

Receptacles	Amp	Circuit	Length	Powercord	Basic	Switch	Switch and Meter
(16) C19	20	1	48"	5-20P, 10', Front	**PVDU53**	**PVDV53**	**PVDY53**
(16) C19	20	1	48"	L5-20P, 10', Front	**PVDU54**	**PVDV54**	**PVDY54**



Specifications

- Extrusion material: aluminum
- Dimensions: 2.13" W x 2.05" D



5-20R and C19 Receptacles

Receptacles	Amp	Circuit	Length	Powercord	Basic	Switch	Switch and Meter
(8) 5-20R, (8) C19	20	1	48"	5-20P, 10', Front	**PVDU55**	**PVDV55**	**PVDY55**
(8) 5-20R, (8) C19	20	1	48"	L5-20P, 10', Front	**PVDU56**	**PVDV56**	**PVDY56**

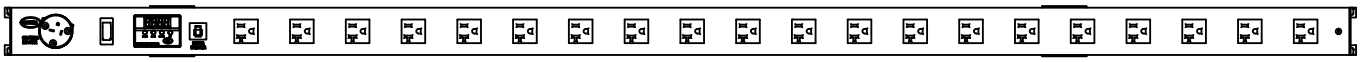

5-20R Receptacles

Receptacles	Amp	Circuit	Length	Powercord	Basic	Switch	Switch and Meter
(20) 5-20R	20	1	60"	5-20P, 10', Front	**PVFS51**	**PVFT51**	**PVFV51**
(20) 5-20R	20	1	60"	L5-20P, 10', Front	**PVFS52**	**PVFT52**	**PVFV52**



C19 Receptacles

Receptacles	Amp	Circuit	Length	Powercord	Basic	Switch	Switch and Meter
(20) C19	20	1	60"	5-20P, 10', Front	**PVFS53**	**PVFT53**	**PVFV53**
(20) C19	20	1	60"	L5-20P, 10', Front	**PVFS54**	**PVFT54**	**PVFV54**

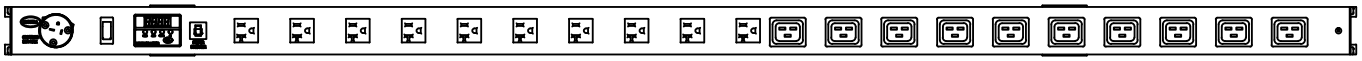

5-20R and C19 Receptacles

Receptacles	Amp	Circuit	Length	Powercord	Basic	Switch	Switch and Meter
(10) 5-20R, (10) C19	20	1	60"	5-20P, 10', Front	**PVFS55**	**PVFT55**	**PVFV55**
(10) 5-20R, (10) C19	20	1	60"	L5-20P, 10', Front	**PVFS56**	**PVFT56**	**PVFV56**



Jumpers

AMP	Powerbar, Side	Equipment, Side	Length (ft)	Color	Catalog No.	
15A	C14, Locking	C13, Locking	1'	Black	**PJBB1**	
			2'	Black	**PJBB2**	
			3'	Black	**PJBB3**	
			1'	Red	**PJBB1R**	
			2'	Red	**PJBB2R**	
			3'	Red	**PJBB3R**	
		C13	2'	Black	**PJBA2**	
			3'	Black	**PJBA3**	
20A	C20, Locking	C19, Locking	2'	Black	**PJDD2**	
			3'	Black	**PJDD3**	
			2'	Red	**PJDD2R**	
			3'	Red	**PJDD3R**	
		C19	1'	Black	**PJDC1**	
			2'	Black	**PJDC2**	
			3'	Black	**PJDC3**	



DELIVERY



Hubbell's Delivery Systems are an extensive line of products designed to bring power, data and AV cleanly from point to point. With today's building requiring a more intelligent and connected way of communicating than ever before, these innovative delivery solutions provide the flexibility to create customized solutions for the most demanding multi-service applications. The line offers a clean, modern aesthetic and functional solutions for floor, wall, furniture, surface or ceiling installations with a consistent look.









Index

Hubbell SystemOne Recessed Concrete Floor Boxes.....R3
Hubbell SystemOne 2-Gang Recessed Floor Boxes and Covers R7
Hubbell SystemOne 4-Gang Recessed Floor Boxes and Covers R8
Hubbell SystemOne 6-Gang Recessed Floor Boxes and Covers R9
Hubbell SystemOne 2, 4 and 6-Gang Plates and Accessories R10
Hubbell SystemOne 8/10-Gang Recessed Floor Boxes and Covers..... R11
Hubbell SystemOne 8/10-Gang Plates and Accessories R12
Hubbell SystemOne Floor Boxes R13
Recessed 7- and 11-Gang Concrete Floor Boxes R16
Hubbell SystemOne Recessed 2-Gang Rectangular Floor Boxes R17
Hubbell SystemOne Recessed 4-Gang Rectangular Floor Boxes R18
Hubbell SystemOne Recessed 4-Gang Round Floor Boxes.....R19
Hubbell SystemOne 8/10-Gang Rectangular Floor Boxes..... R20
Furniture and Work Surface Connectivity Boxes R21
Large Capacity and Gangable AV Wall Boxes.....R23
Recessed AV In-Wall Enclosures and Ceiling Enclosures.....R24
Hubbell SystemOne Recessed Fire-Rated Poke-Throughs R25
Hubbell SystemOne 10" Recessed Fire-Rated Poke-Throughs R27
Hubbell SystemOne 8" Recessed Fire-Rated Poke-Throughs R33
Hubbell SystemOne 6" Recessed Fire-Rated Poke-Throughs R35
Hubbell SystemOne 4" Recessed Fire-Rated Poke-Throughs Kits R37
Hubbell SystemOne 8" Recessed Fire-Rated Poke-Through Kits..... R39
Hubbell SystemOne 6" Recessed Fire-Rated Poke-Through Kits..... R40
Hubbell SystemOne 4" One-Piece Poke-Throughs..... R41
Hubbell SystemOne 4" Through Floor Fittings R43
Hubbell SystemOne 4" Configuration Chart..... R45
JLOAD® Multimedia Outlet..... R46
Aluminum Service Poles.....R47

Finishes:


Brushed Aluminum


Black Powder Coat


Brushed Brass Plated


Bronze Plated


Gray Powder Coat


Satin Nickel Plated

Hubbell SystemOne Recessed Concrete Floor Boxes

The family of Hubbell SystemOne floor boxes has been expanded to provide industry leading flexibility while accommodating an extensive range of applications. Hubbell SystemOne is constructed to give customers the ability to create personal solutions for their most demanding, power, data and AV requirements.

Hubbell SystemOne Recessed Floor Box Applications



2-Gang Recessed

The Hubbell SystemOne 2-gang recessed concrete floor box offers eight styles, satisfying the requirements of almost any commercial building application. Rectangular or round covers, as well as furniture feed covers, are available in a variety of finishes to blend with any existing or new décor. A parallel-device layout reduces plug interference, maximizing functionality and performance.



4-Gang Recessed

Similar to the 2-gang Recessed Concrete Floor Box, Hubbell's SystemOne 4-gang recessed concrete floor box is available with rectangular or round covers. Ten different styles make it possible to meet the electrical requirements of most commercial projects—new construction or renovation. The parallel device layout maximizes functionality which can be limited when devices are mounted 90° from one another.

Cover

- 180° cover opening
- Two large cable egress doors
- Listed to UL 514A and UL scrub water compliant
- Die cast aluminum cover construction
- Available in round, rectangular and furniture feed styles
- All covers are ADA compliant
- Post pour adjustment

Box

- 16 gauge galvanized sheet metal and cast iron construction
- Optional fusion-bonded, green epoxy paint for on-grade use
- 6" solid conductor ground pigtail in each gang
- 3" deep version accepts adapter (CFBHUB2) for 2" conduit
- Pre pour adjustment
- Meets UL 514A requirements and are UL scrubwater compliant
- Patented, labor saving, easy mount device plates



6-Gang Recessed

Increased power, data, and AV capacity is what the Hubbell SystemOne 6-gang recessed concrete floor box was designed to handle. Four styles allow the floor box to work within almost any commercial application to enhance connectivity. Rectangular and round covers are available in a variety of finishes that work with any aesthetic or finish.



10-Gang Recessed

With maximum capacity in a small footprint, the 10-gang box provides a uniform look with rectangular or round covers that are available in several finishes to complement existing décor. Electrical devices are mounted vertically and are mounted to the plate prior to securing it to the box. Two inch knockouts are designed into each box allowing for simple installation of AV cables with pre-connectorized heads and specific bend radius requirements.



CR version is coated with fusion-bonded epoxy paint to help prevent corrosion and intended for on-grade use.

Family Look

Hubbell SystemOne recessed floor box line offers a common look regardless of capacity or installation. This simple concept ensures a consistent look throughout a building with rectangular or round covers. Round covers lend themselves to multi-story buildings, also using fire-rated poke-through devices.



A Covers

All SystemOne covers are ADA compliant. The doors open to 180° for maximum access. Cables and plugs are protected by recessed connections.



B One Screw, Three Fasteners

Pre-wired duplex or Style Line® receptacles with 8" stranded leads are installed into plates to allow for even more labor savings.



C Easy Mount Device Plates

The Easy Mount device plates allow for a device to be mounted to the plate and wired outside of the floor box. The device and plate assembly are then easily installed and secured with one stud that locates the plate and one screw to secure it.

This patented single screw device fastening method maximizes efficiency while reducing install time and comes standard with all device plates for 2-, 4- and 6-gang boxes.

Hubbell SystemOne Recessed Concrete Floor Boxes

To assist with the floor box selection process, please have the following information available:

Electrical Requirements

Power (each electrical device requires one gang)
Data/AV (consult manufacturers' specification for size/volume requirements), number required

Add up total number to determine needed capacity. If necessary capacity is not shown, round up to next size.
Example: 9-gang rounds up to a 10-gang floor box

Application

Above-grade (AG)
On-grade (OG)

Minimum concrete pour depth

Cover Style

Round
Rectangular

Once this information is gathered, start with Capacity below:

1. Capacity: select necessary box
2. Application: select the concrete pour depth and on-grade or above-grade application
3. Cover style: select round or rectangular cover
4. Locate intersecting point of all three categories and move to right to select the appropriate catalog number

Electrical Requirements (Capacity) 1	Application/Minimum Pour Depth 2												Steel	Corrosion Resistant	Cast Iron	Catalog No.
	2½"		3"		3¼"		3¾"		5½"		6¼"					
	AG	OG	AG	OG	AG	OG	AG	OG	AG	OG	AG	OG				
2-Gang	•												•			**CFB2G25**
		•												•		**CFB2G25CR**
			•										•			**CFB2G30**
				•										•		**CFB2G30CR**
					•								•			**CFB2G25R**
						•								•		**CFB2G25RCR**
							•						•			**CFB2G30R**
								•						•		**CFB2G30RCR**
4-Gang	•												•			**CFB4G25**
		•												•		**CFB4G25CR**
			•										•			**CFB4G30**
				•										•		**CFB4G30CR**
					•								•			**CFB4G25R**
						•								•		**CFB4G25RCR**
							•						•			**CFB4G30R**
								•						•		**CFB4G30RCR**
				•											•	**CFB4G30CI**
								•							•	**CFB4G30RCI**
6-Gang			•										•			**CFB6G30**
				•										•		**CFB6G30CR**
							•						•			**CFB6G30R**
								•						•		**CFB6G30RCR**
10-Gang									•				•			**CFB10G55**
										•				•		**CFB10G55CR**
											•		•			**CFB10G55R**
												•		•		**CFB10G55RCR**
	Rectangular		Rectangular		Round		Round		Rectangular		Round					
	Cover Style 3															

Select Appropriate Catalog No. 4

Benefits and Enhancements

Safety

- Flush flange available for tile, finished concrete or terrazzo
- Surface flange available for carpeted floors with 0.15 inch rise meets ADA requirements
- Hideaway egress doors fold under cover while in use
- 180° opening of main door

Functionality

- Cables and connections are protected by recessed functionality
- Open architecture sub-plate design
- Common door layout regardless of flange for harmonized look
- Meets UL 514A scrubwater requirements with ScrubShield® technology
- Easy selection with common look for all floor types

Value

- Enhance building décor with numerous finishes
- Increase durability and longevity with cast aluminum covers

Online Resources

- BIM models, customer drawings and technical specifications are available on hubbell.com



Concrete Pour Pocket Cap

This factory-installed, field-removable pour pocket cap provides a pocket in the final floor to accept the covers intended for terrazzo, tile, or finished concrete floor. The cap may not be used for carpet, wood or engineered floors.





Two-inch Conduit Ready

To meet expanding AV and data needs, the Hubbell SystemOne Recessed Floor Box line readily accepts 2" conduits with the use of a 2" threaded conduit hub. The offset design allows for less conduit lifting while threading and the hub mounting holes are asymmetrical for installation efficiency.



Corrosion Resistant Epoxy Paint

Intended for on-grade use, the CR version is coated with fusion-bonded epoxy paint to help prevent corrosion.



Dimensions

Inches (mm)

Style	Rectangular Cover		Round Cover	
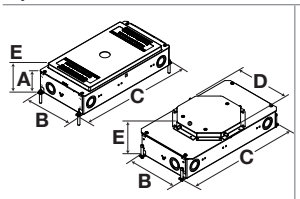				
Box Type				
Standard Corrosion-Resistant (On-Grade)	**CFB2G30 CFB2G30CR**	**CFB2G25 CFB2G25CR**	**CFB2G30R CFB2G30RCR**	**CFB2G25R CFB2G25RCR**
Recommended Pour Depth	3.50" (88.9)	3.00" (76.2)	3.75" (95.3)	3.25" (82.6)
Min. Depth of Pour	3.00" (76.2)	2.50" (63.5)	3.75" (95.3)	3.25" (82.6)
Adjustability	Fully	Fully	Fully	Fully
Cubic Inch (cm^3) Capacity per Gang	35.0 cu. in. (573.6 cm^3)	30.0 cu. in. (491.7 cm^3)	35.0 cu. in. (573.6 cm^3)	30.0 cu. in. (491.7 cm^3)
Dimensions – A	2.97" (75.3)	2.41" (61.1)	–	–
Dimensions – B	6.62" (168.1)	6.62" (168.1)	7.32" (185.9)	7.32" (185.9)
Dimensions – C	13.80" (350.3)	13.80" (350.3)	13.80" (350.3)	13.80" (350.3)
Dimensions – D	–	–	6.37" (161.7) TYP.	6.37" (161.7) TYP.
Dimensions – E	3.50" (88.9)	3.00" (76.2)	3.75" (95.3)	3.25" (82.6)
KO Trade Size: Ends Sides Bottom	(2) ½", ¾", (2) ¾", 1", 1¼", 2"* (4) ½", ¾", 1", 1¼" (4) ½", ¾", 1", 1¼"	(2) ½", ¾", 1" (4) ½", ¾", 1" (2) ½", ¾", (2) 1", 1¼"	(2) ½", ¾", (2) ¾", 1", 1¼", 2"* (4) ½", ¾", 1", 1¼" (4) ½", ¾", 1", 1¼"	(2) ½", ¾", 1" (4) ½", ¾", 1" (2) ½", ¾", (2) 1", 1¼"
Cover Family	Rectangular	Rectangular	Round	Round
Concrete Cover Included	✓	✓	✓	✓
2" Hub Compatible	✓		✓	

**Requires CFBHUB2 for 2" conduits*

Rectangular Covers

- Compatible with CFB2G25, CFB2G25CR, CFB2G30 and CFB2G30CR
- Two large cable egress doors and access 180° opening
- Maximum static load of 800lb with 2x safety factor*
- Surface style typical applications: carpet, VCT
- Flush style typical applications: tile, finished concrete and terrazzo floors

	Surface Cover Flange Dimensions 11 11/16" x 7 3/16"			Flush Cover Flange Dimensions 10 11/16" x 6 3/16"		
						
Finish	Without Insert	With Insert	Furniture Feed (1" and 2" Plugs)	Without Insert	With Insert	Furniture Feed (1" and 2" Plugs)
Aluminum Powder Coat	**24GCCVRALU**	**24GCCVRALUC**	**24GCFFCVRALU**	**24GTCVRALU**	**24GTCVRALUC**	**24GTFFCVRALU**
Black Powder Coat	**24GCCVRBK**	**24GCCVRBKC**	**24GCFFCVRBK**	**24GTCVRBK**	**24GTCVRBKC**	**24GTFFCVRBK**
Brass Powder Coat	**24GCCVRBRS**	**24GCCVRBRSC**	**24GCFFCVRBRS**	**24GTCVRBRS**	**24GTCVRBRSC**	**24GTFFCVRBRS**
Bronze Powder Coat	**24GCCVRBRZ**	**24GCCVRBRZC**	**24GCFFCVRBRZ**	**24GTCVRBRZ**	**24GTCVRBRZC**	**24GTFFCVRBRZ**
Satin Nickel Powder Coat	**24GCCVRNK**	**24GCCVRNKC**	**24GCFFCVRNK**	**24GTCVRNK**	**24GTCVRNKC**	**24GTFFCVRNK**

Round Covers

- Compatible with CFB2G25R, CFB2G25RCR, CFB2G30R and CFB2G30RCR
- Cover has a 7½" outer diameter and two large cable egress doors and access 180° opening
- Maximum static load of 1000lb with 2x safety factor*

Finish	Flush Surface	Furniture Feed (¾" and 2" Plugs)
Brushed Aluminum	**CFBS1R6CVRALU**	**CFBS1R6FFCVRALU**
Black Powder Coat	**CFBS1R6CVRBLK**	**CFBS1R6FFCVRBLK**
Brass Plated	**CFBS1R6CVRBRS**	**CFBS1R6FFCVRBRS**
Bronze Plated	**CFBS1R6CVRBRZ**	**CFBS1R6FFCVRBRZ**
Gray Powder Coat	**CFBS1R6CVRGRY**	**CFBS1R6FFCVRGRY**
Satin Nickel Plated	**CFBS1R6CVRNKL**	**CFBS1R6FFCVRNKL**





**Load applied through a 3" (76mm) mandrel in center of the cover.*

ScrubShield®
Complies with UL514 A & C

Dimensions

Inches (mm)

Style	Rectangular Cover		Round Cover		Cast Iron	
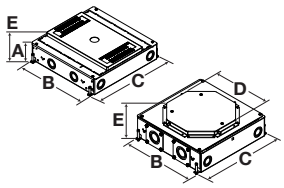						
Box Type						
Standard Corrosion-Resistant (On-grade) Cast Iron	**CFB4G30** **CFB4G30CR** **–**	**CFB4G25** **CFB4G25CR** **–**	**CFB4G30R** **CFB4G30RCR** **–**	**CFB4G25R** **CFB4G25RCR** **–**	**–** **–** **CFB4G30CI**	**–** **–** **CFB4G30RCI**
Recommended Pour Depth	3.50" (88.9)	3.00" (76.2)	3.75" (95.3)	3.25" (82.6)	3.75" (95.3)	4.00" (101.6)
Min. Depth of Pour	3.00" (76.2)	2.50" (63.5)	3.75" (95.3)	3.25" (82.6)	3.25" (82.6)	4.00" (101.6)
Adjustability	Fully	Fully	Fully	Fully	Fully	Fully
Cubic Inch (cm^3) Capacity per Gang	32.5 cu. in. (532.6 cm^3)	26.5 cu. in. (434.3 cm^3)	32.5 cu. in. (532.6 cm^3)	26.5 cu. in. (434.3 cm^3)	30.0 cu. in. (491.7 cm^3)	30.0 cu. in. (491.7 cm^3)
Dimensions – A	3.00" (76.2)	2.50" (63.5)	–	–	3.20" (81.3)	–
Dimensions – B	11.20" (284.5)	11.20" (284.5)	11.20" (284.5)	11.20" (284.5)	11.44" (290.5)	11.44" (290.5)
Dimensions – C	12.09" (307.1)	12.09" (307.1)	12.09" (307.1)	12.09" (307.1)	13.19" (335.1)	13.19" (335.1)
Dimensions – D	–	–	8.37" (212.5) TYP.	8.37" (212.5) TYP.	–	8.37" (212.5) TYP.
Dimensions – E	3.50" (88.9)	3.00" (76.2)	3.75" (95.3)	3.25" (82.6)	3.70" (94.0)	4.00" (101.6)
KO Trade Size: Ends Sides Bottom	(4) ¾", 1", 1¼", 2"* (4) ½", ¾", 1", 1¼" (4) ½", ¾", 1", 1¼"	(4) ½", ¾", 1" (4) ½", ¾", 1" (4) ½", ¾", 1"	(4) ¾", 1", 1¼", 2"* (4) ½", ¾", 1", 1¼" (4) ½", ¾", 1", 1¼"	(4) ½", ¾", 1" (4) ½", ¾", 1" (4) ½", ¾", 1"	(4) 1½" NPT Thread (4) ¾" NPT Thread	(4) 1½" NPT Thread (4) ¾" NPT Thread
Cover Family	Rectangular	Rectangular	Round	Round	Rectangular	Round
Concrete Cover Included	✓	✓	✓	✓	✓	✓
2" Hub Compatible	✓		✓			

**Requires CFBHUB2 for 2" conduits*

Rectangular Covers

- Compatible with CFB4G25, CFB4G25CR, CFB4G30, CFB4G30CR and CFB4G30CI
- Two large cable egress doors and access 180° opening
- Maximum static load of 800lb with 2x safety factor*
- Surface style typical applications: carpet, VCT
- Flush style typical applications: tile, finished concrete and terrazzo floors

	Surface Cover Flange Dimensions 11 11/16" x 7 3/16"			Flush Cover Flange Dimensions 10 11/16" x 6 3/16"		
						
Finish	Without Insert	With Insert	Furniture Feed (1" and 2" Plugs)	Without Insert	With Insert	Furniture Feed (1" and 2" Plugs)
Aluminum Powder Coat	**24GCCVRALU**	**24GCCVRALUC**	**24GCFFCVRALU**	**24GTCVRALU**	**24GTCVRALUC**	**24GTFFCVRALU**
Black Powder Coat	**24GCCVRBK**	**24GCCVRBKC**	**24GCFFCVRBK**	**24GTCVRBK**	**24GTCVRBKC**	**24GTFFCVRBK**
Brass Powder Coat	**24GCCVRBRS**	**24GCCVRBRSC**	**24GCFFCVRBRS**	**24GTCVRBRS**	**24GTCVRBRSC**	**24GTFFCVRBRS**
Bronze Powder Coat	**24GCCVRBRZ**	**24GCCVRBRZC**	**24GCFFCVRBRZ**	**24GTCVRBRZ**	**24GTCVRBRZC**	**24GTFFCVRBRZ**
Satin Nickel Powder Coat	**24GCCVRNK**	**24GCCVRNKC**	**24GCFFCVRNK**	**24GTCVRNK**	**24GTCVRNKC**	**24GTFFCVRNK**

Round Covers

- Compatible with CFB4G25R, CFB4G25RCR, CFB4G30R, CFB4G30RCR and CFB4G30RCI
- Cover has a 9½" outer diameter and two large cable egress doors and access 180° opening
- Maximum static load of 1000lb with 2x safety factor*

Finish	Flush Surface
Brushed Aluminum	**CFBS1R8CVRALU**
Black Powder Coat	**CFBS1R8CVRBLK**
Brass Plated	**CFBS1R8CVRBRS**
Bronze Plated	**CFBS1R8CVRBRZ**
Gray Powder Coat	**CFBS1R8CVRGRY**
Satin Nickel Plated	**CFBS1R8CVRNKL**



**Load applied through a 3" (76mm) mandrel in center of the cover.*

ScrubShield®
Complies with UL514 A & C

Dimensions

Inches (mm)

Style	Rectangular Cover		Round Cover	
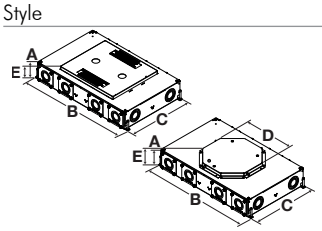				
Box Type				
Standard Corrosion-Resistant (On-Grade)	**CFB6G30** **–**	**–** **CFB6G30CR**	**CFB6G30R** **–**	**–** **CFB6G30RCR**
Recommended Pour Depth	3.50" (88.9)	3.50" (88.9)	3.75" (95.3)	3.75" (95.3)
Min. Depth of Pour	3.00" (76.2)	3.00" (76.2)	3.75" (95.3)	3.75" (95.3)
Adjustability	Fully	Fully	Fully	Fully
Cubic Inch (cm^3) Capacity per Gang	33.0 cu. in./89.0 cu. in. (540 cm^3/1458 cm^3)	33.0 cu. in./89.0 cu. in. (540 cm^3/1458 cm^3)	33.0 cu. in./89.0 cu. in. (540 cm^3/1458 cm^3)	33.0 cu. in./89.0 cu. in. (540 cm^3/1458 cm^3)
Dimensions – A	3.00" (76.2)	3.00" (76.2)	–	–
Dimensions – B	18.42" (467.9)	18.42" (467.9)	18.42" (467.9)	18.42" (467.9)
Dimensions – C	11.54" (293.0)	11.54" (293.0)	11.54" (293.0)	11.54" (293.0)
Dimensions – D	–	–	8.37" (212.5) TYP.	8.37" (212.5) TYP.
Dimensions – E	3.50" (88.9)	3.50" (88.9)	3.75" (95.3)	3.75" (95.3)
KO Trade Size: Ends Sides Bottom	(4) ¾", 1", 1¼", 1½" (8) ¾", 1", 1¼", 2"* (4) ¾", 1", 1¼", 1½", (4) ½", ¾"	(4) ¾", 1", 1¼", 1½" (8) ¾", 1", 1¼", 2"* (4) ¾", 1", 1¼", 1½", (4) ½", ¾"	(4) ¾", 1", 1¼", 1½" (8) ¾", 1", 1¼", 2"* (4) ¾", 1", 1¼", 1½", (4) ½", ¾"	(4) ¾", 1", 1¼", 1½" (8) ¾", 1", 1¼", 2"* (4) ¾", 1", 1¼", 1½", (4) ½", ¾"
Cover Family	Rectangular	Rectangular	Round	Round
Concrete Cover Included	✓	✓	✓	✓
2" Hub Compatible	✓	✓	✓	✓

**Requires CFBHUB2 for 2" conduits.*

Rectangular Covers

- Compatible with CFB6G30 and CFB6G30CR
- Two large cable egress doors and access 180° opening
- Maximum static load of 1500lb with 2x safety factor*

	Surface Cover Flange Dimensions 11½" x 10"		Flush Cover Flange Dimensions 10½" x 9"	
				
Finish	Without Insert	With Insert	Without Insert	With Insert
Aluminum Powder Coat	**610GCCVRALU**	**610GCCVRALUC**	**610GTCVRALU**	**610GTCVRALUC**
Black Powder Coat	**610GCCVRBK**	**610GCCVRBKC**	**610GTCVRBK**	**610GTCVRBKC**
Brass Powder Coat	**610GCCVRBRS**	**610GCCVRBRSC**	**610GTCVRBRS**	**610GTCVRBRSC**
Bronze Powder Coat	**610GCCVRBRZ**	**610GCCVRBRZC**	**610GTCVRBRZ**	**610GTCVRBRZC**
Satin Nickel Powder Coat	**610GCCVRNK**	**610GCCVRNKC**	**610GTCVRNK**	**610GTCVRNKC**

Round Covers

- Compatible with CFB6G30R and CFB6G30RCR
- Two large cable egress doors and access 180° opening
- Maximum static load of 1000lb with 2x safety factor*

Finish	Surface
Brushed Aluminum	**CFBS1R8CVRALU**
Black Powder Coat	**CFBS1R8CVRBLK**
Brass Plated	**CFBS1R8CVRBRS**
Bronze Plated	**CFBS1R8CVRBRZ**
Gray Powder Coat	**CFBS1R8CVRGRY**
Satin Nickel Plated	**CFBS1R8CVRNKL**



**Load applied through a 3" (76mm) mandrel in center of the cover.*

ScrubShield®
Complies with UL514 A & C

Plates for use in 2-, 4- and 6-Gang Floor Boxes

UL 514A listed

Plate Style	(1) Decorator Opening	(1) Duplex Opening	(2) Extron® MAAP Openings	(2) Extron®Openings
Catalog No.	**FBMPREC**	**FBMPDUP**	**FBMPMAAP**	**FBMPAAP**
				
Plate Style	(2) 1U Hubbell iSTATION Openings	(1) 1.5U Hubbell iSTATION Opening	(1) Simplex Opening 1.40" Diameter	(1) Twist-Lock® Opening 1.60" Diameter
Catalog No.	**FBMP2IM**	**FBMP15IM**	**FBMP139**	**FBMP156**
				
Plate Style	1-Gang Blank	Cable Feed Through with Bushing	(1) Opening for TracJack® or Series II®	(1) Opening with Hubbell ISF6 Frame for Keystone Jacks
Catalog No.	**FBMPBNK**	**FBMPFT**	**FBMPTRAC**	**FBMP6KS**
				
Plate Style	(2) Jack Openings and (4) Jack KOs with Label Field			
Catalog No.	**FBMP6DJ**			
				

Pre-Wired Device Plates

- Reduces wiring and installation times
- 8" stranded leads mounted to the face plate




Description	Type	15A	20A
Duplex, Gray	Standard Tamper-Resistant	**PWFBMPCR15GRY** **PWFBMPCR15GRYTR**	**PWFBMPCR20GRY** **PWFBMPCR20GRYTR**
Decorator, Gray	Standard Tamper-Resistant	**PWFBMPDR15GRY** **PWFBMPDR15GRYTR**	**PWFBMPDR20GRY** **PWFBMPDR20GRYTR**

Accessories

Description		Catalog No.	
2" threaded zinc hub for use with CFB2G30, CFB4G30 and CFB6G30 series floor boxes; replaces CFBKOPLATE and CFBKOPLATECR		**CFBHUB2**	
Replacement knock-out plate	Standard Epoxy Coating	**CFBKOPLATE** **CFBKOPLATECR**	
Finished floor height adjustment ring (increase post pour adjustment); use with CFBS1R6 cover series	0 – ¼" ¼" – ½" ½" – ¾"	**CFB6RCVRR1** **CFB6RCVRR2** **CFB6RCVRR3**	
Finished floor height adjustment ring (increase post pour adjustment); use with CFBS1R8 cover series	0 – ¼" ¼" – ½" ½" – ¾"	**CFB8RCVRR1** **CFB8RCVRR2** **CFB8RCVRR3**	
2 and 4-gang rectangular pre-pour ½" extension caps (2-pack)		**24GEXTENDCAP2PK**	

Extron is a registered trademark of Extron Electronics. Crestron is a registered trademark of Crestron Electronics, Inc. FSR is a registered trademark of FSR Inc. TracJack, Series II and Ortronics are registered trademarks of Ortronics/Legrand.

ScrubShield®
Complies with UL514 A & C

Dimensions

Inches (mm)

Style	Rectangular Cover		Round Cover	
Box Type	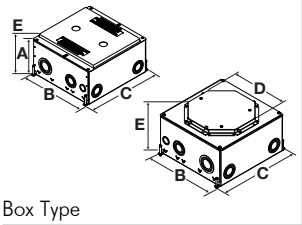			
Standard Corrosion-Resistant (On-Grade)	**CFB10G55** **–**	**–** **CFB10G55CR**	**CFB10G55R** **–**	**–** **CFB10G55RCR**
Recommended Pour Depth	6.09" (154.2)	6.09" (154.2)	6.31" (160.2)	6.31" (160.2)
Min. Depth of Pour	5.59" (142.0)	5.59" (142.0)	6.31" (160.2)	6.31" (160.2)
Adjustability	Fully	Fully	Fully	Fully
Cubic Inch (cm^3) Capacity per Gang	25/50/71 cu. in. (409.7/819.4/1163.5 cm^3)	25/50/71 cu. in. (409.7/819.4/1163.5 cm^3)	25/50/71 cu. in. (409.7/819.4/1163.5 cm^3)	25/50/71 cu. in. (409.7/819.4/1163.5 cm^3)
Dimensions – A	5.59" (142.0)	5.59" (142.0)	–	–
Dimensions – B	10.96" (278.4)	10.96" (278.4)	10.96" (278.4)	10.96" (278.4)
Dimensions – C	12.09" (307.0)	12.09" (307.0)	12.09" (307.0)	12.09" (307.0)
Dimensions – D	–	–	8.37" (212.5) TYP.	8.37" (212.5) TYP.
Dimensions – E	6.09" (154.7)	6.09" (154.7)	6.31" (160.2)	6.31" (160.2)
KO Trade Size: Ends Sides Bottom	(2) ½", ¾", (2) ¾", 1", 1¼", 1½", (2) 1", 1¼", 1½", 2" (4) ¾", 1", 1¼", 1½" (2) ½", ¾", (4) ½", ¾", 1", 1¼"	(2) ½", ¾", (2) ¾", 1", 1¼", 1½", (2) 1", 1¼", 1½", 2" (4) ¾", 1", 1¼", 1½" (2) ½", ¾", (4) ½", ¾", 1", 1¼"	(1) ½", ¾", (1) ¾", 1", 1¼", 1½", (1) 1", 1¼", 1½", 2" (2) ¾", 1", 1¼", 1½" (2) ½", ¾", (4) ½", ¾", 1", 1¼"	(1) ½", ¾", (1) ¾", 1", 1¼", 1½", (1) 1", 1¼", 1½", 2" (2) ¾", 1", 1¼", 1½" (2) ½", ¾", (4) ½", ¾", 1", 1¼"
Cover Family	Rectangular	Rectangular	Round	Round
Concrete Cover Included	✓	✓	✓	✓
2" Hub Compatible				

**Use with FB10MPNEMA2XG and/or FB10MPNEMA4G for 8-gang configuration*

Rectangular Covers

- Compatible with CFB10G55 and CFB10G55CR
- Two large cable egress doors and access 180° opening
- Maximum static load of 1500lb with 2x safety factor**
- Surface style typical applications: carpet, VCT
- Flush style typical applications: tile, finished concrete and terrazzo floors

	Surface Cover Flange Dimensions 11½" x 10"		Flush Cover Flange Dimensions 10½" x 9"	
				
Finish	Without Insert	With Insert	Without Insert	With Insert
Aluminum Powder Coat	**610GCCVRALU**	**610GCCVRALUC**	**610GTCVRALU**	**610GTCVRALUC**
Black Powder Coat	**610GCCVRBK**	**610GCCVRBKC**	**610GTCVRBK**	**610GTCVRBKC**
Brass Powder Coat	**610GCCVRBRS**	**610GCCVRBRSC**	**610GTCVRBRS**	**610GTCVRBRSC**
Bronze Powder Coat	**610GCCVRBRZ**	**610GCCVRBRZC**	**610GTCVRBRZ**	**610GTCVRBRZC**
Satin Nickel Powder Coat	**610GCCVRNK**	**610GCCVRNKC**	**610GTCVRNK**	**610GTCVRNKC**

Round Covers

- Compatible with CFB10G55R and CFB10G55RCR
- Two large cable egress doors and access 180° opening
- Maximum static load of 1000lb with 2x safety factor**

Finish	Surface
Brushed Aluminum	**CFBS1R8CVRALU**
Black Powder Coated	**CFBS1R8CVRBLK**
Brass Plated	**CFBS1R8CVRBRS**
Bronze Plated	**CFBS1R8CVRBRZ**
Gray Powder Coat	**CFBS1R8CVRGRY**
Satin Nickel Plated	**CFBS1R8CVRNKL**



***Load applied through a 3" (76mm) mandrel in center of the cover*

ScrubShield®
Complies with UL514 A & C

FB10 Series Plates

Plate Style	(1) Decorator Opening	(1) Duplex Opening	Blank	Decorator Opening Plate Including Hubbell ISF6GY	(2) Openings to Accommodate (6) Ortronics TrackJack®
Catalog No.	**FB10MPREC**	**FB10MPDUP**	**FB10MPBNK**	**FB10MPKEY**	**FB10MPTRAC**



Plate Style	(2) Decorator	(2) Duplex	(4) Extron® MAAP Modules	(4) Extron® AAP Modules	For (6) 1U Hubbell iSTATION Modules	(1) Feed-through Opening with Bushing
Catalog No.	**FB10MP2A**	**FB10MP2E**	**FB10MPMAAP**	**FB10MPAAP**	**FB10MP2B**	**FB10MPFT**



Plate Style	(1) Twist-Lock® Opening 1.60 in. Dia. (Uses 2 Gangs)	(1) Simplex Opening 1.40 in. Dia. (Uses 2 Gangs)	(2) Twist-Lock® Opening 1.60 in. Dia. (Uses 3 Gangs)	(2) Simplex Opening 1.40" Dia. (Uses 3 Gangs)
Catalog No.	**FB10TLA**	**FB10TLX**	**FB10TLB**	**FB10TLY**



Plate Style	(3) Twist-Lock® Opening 1.60 in. Dia. (Uses 5 Gangs)	(3) Simplex Opening 1.40 in. Dia. (Uses 5 Gangs)	(2) 2-Gang; Meets NEMA Spacing; Ideal for Crestron® DM –TX Product and Power (Uses 5 Gangs)	(4) Single Service Openings Utilizing NEMA Wallplate (Uses 5 Gangs)
Catalog No.	**FB10TLC**	**FB10TLZ**	**FB10MPNEMA2XG**	**FB10MPNEMA4G**



Pre-Wired Device Plates

- Reduces wiring and installation times
- 8" stranded leads mounted to the face plate



Description	Type	15A	20A
Duplex, Gray	Standard Tamper-Resistant	**PWFBMPCR15GRY** **PWFBMPCR15GRYTR**	**PWFBMPCR20GRY** **PWFBMPCR20GRYTR**
Decorator, Gray	Standard Tamper-Resistant	**PWFBMPDR15GRY** **PWFBMPDR15GRYTR**	**PWFBMPDR20GRY** **PWFBMPDR20GRYTR**

Accessories

Description		Catalog No.	
Replacement wire-way, used to pass wires from one compartment to the other, for use in CFB10G55/CR rectangular boxes		**CFB10WW**	
Finished floor height adjustment ring (increase post pour adjustment); use with CFBS1R8CVR cover series	0 – ¼" ¼" – ½" ½" – ¾"	**CFB8RCVRR1** **CFB8RCVRR2** **CFB8RCVRR3**	
2 and 4-gang rectangular pre-pour ½" extension caps (2-pack)		**610GEXTENDCAP2PK**	
Replacement spacer around wire-way		**FB10MPX**	

Extron is a registered trademark of Extron Electronics. Crestron is a registered trademark of Crestron Electronics, Inc. FSR is a registered trademark of FSR Inc. TracJack, Series II and Ortronics are registered trademarks of Ortronics/Legrand.

ScrubShield®
Complies with UL514 A & C



Specifications

- Minimum pour depth 3" (S1PFB) or 3½" (S1CFB, S1SFB, S1SFBAV)
- Standard 1" power entry
- Approved for use in City of Chicago

Non-Metallic

Non-corrosive plastic parallel conduit hubs reduce labor and material cost, facilitating easier wire pull.



Cast Iron

Corrosion resistant for on-grade applications.



Stamped Steel

Economical and light weight for above-grade applications.



Stamped Steel AV

Accommodates high-capacity multimedia applications including an oversized 1½" NPT threaded data hub.



Common Theme

Same covers for both floor boxes and fire-rated poke-throughs.



Universal Wiring

Hubbell 4x4: four 20 Amp, 125 Volt receptacles and four keystone openings for category rated applications.



Low Profile

Flange meets ADA requirements; hinged doors open 180 degrees.

Dimensions

Inches (mm)

Inches (mm)

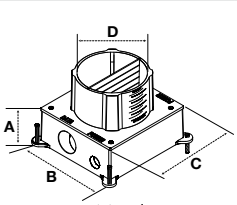

Metal

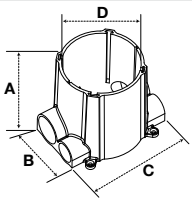

Non-Metallic

	Cast Iron	Steel	Steel AV	Non-Metallic
				
	S1CFB*	**S1SFB***	**S1SFBAV***	**S1PFB****
Min. Depth of Pour	3.50" (89)	3.50" (89)	3.50" (89)	3.00" (76)
Adjustability	Fully	Fully	Fully	Fully
Cubic Inch (cm^3) Capacity	156.0 in^3 (2556 cm^3)	175.7 in^3 (2879 cm^3)	177.5 in^3 (2909 cm^3)	100 in^3 (1639 cm^3)
Dimensions – A	3.00" (76)	3.00" (76)	3.00" (76)	6.00" (152)
Dimensions – B	7.00" (178)	6.75" (171)	6.75" (171)	5.58" (142)
Dimensions – C	7.38" (187)	7.38" (187)	7.38" (187)	7.08" (179)
Dimensions – D (Inside Diameter)	5.00" (127)	5.00" (127)	5.00" (127)	5.00" (127)
Power Entries	(2) 1" NPT Threaded	(2) ¾", 1"	(2) ¾", 1"	(2) ¾", 1"
Data Entries	(2) 1½" NPT Threaded	(2) ¾", 1", 1¼"	(2) 1½" NPT Threaded	(2) ¾", 1", 1¼", 1½"
Concrete Cover Included	✓	✓	✓	✓
Closure Plugs Included	✓		✓	✓
Accepts Hubbell SystemOne Universal Cover	✓	✓	✓	✓
Cover Mounting Clips Included	✓	✓	✓	✓
Non-Metallic Low Voltage Divider Included (S1DIV1)	✓	✓	✓	✓

**S1CFB, S1SFB and S1SFBAV are approved for use in the City of Chicago.*
Note: UL File Number E92074


①


②


③


④


⑤

Hubbell SystemOne Covers

Color		Carpet Catalog Number		Tile Catalog Number
Aluminum Finish	①	**S1CFCAL**	②	**S1TFCAL**
Brass Finish		**S1CFCBRS**		**S1TFCBRS**
Black		**S1CFCBL**		**S1TFCBL**
Gray		**S1CFCGY**		**S1TFCGY**
Ivory		**S1CFCI**		**S1TFCI**

Floor Box Accessories

Description		Catalog No.
Abandonment plate, black	③	**S1AP4BL**
Abandonment plate, gray		**S1AP4GY**
Replacement side by side divider		**S1DIV1**
1½" threaded hub	④	**S1AVHUB15***
Replacement universal cover mounting clips	⑤	**S1FBCLIP5PK**

**For use with S1SFBAV only. Permits feed-through applications. S1SFBAV floor box includes one (1) threaded hub.*

ScrubShield®
Complies with UL514 A & C

Concrete

Description	Catalog No.
Style Line® Decorator/GFCI (2) Style Line decorator openings for power and/or datacom applications 3 Non-Metallic 3.5 Metal	**S1SP**
Hubbell 4 X 4 (4) 20A, 125V receptacles, (4) keystone openings for Hubbell jacks or flush AV connectors; power can be wired as single or two circuit with isolated ground capability	**S1SP4X4**
Provided with 15' wire leads Provided with 30' wire leads 4	**S1SP4X415** **S1SP4X430**
Single Receptacle + Data Opening for 20 or 30A Twist-Lock® receptacle (1.56" OD) and (2) keystone openings for Hubbell jacks or flush AV connectors 4	**S1SPTL**
Hubbell DataCom + Style Line® Decorator (1) Style Line decorator opening, (2) flush keystone openings and 1.5 unit recessed Hubbell iSTATION opening for data, voice and AV applications 5	**S1SPSL2IM**
Extron® or FSR + Power (1) 20A, 125V receptacle, recessed opening for (3) single Extron® MAAP series adapter plates or FSR IPS plates 4	**S1SPEXT1**
Extron® AAP + Power (1) 20A, 125V receptacle, (2) flush keystone and recessed openings for (2) single Extron AAP Series adapter plates 4	**S1SPEXT4**

Description	Catalog No.
Duplex/Duplex (2) duplex openings for power and/or datacom applications 3 Non-Metallic 3.5 Metal	**S1SPDU**
Carpet Furniture Feed Cover/Flange* (1) ¾" and (1) 1½" NPT access holes for power and/or datacom applications; universal cover not required; includes carpet flange	
3 Non-Metallic 3.5 Metal	Aluminum Fin. **S1SPFFAL** Brass Fin. **S1SPFFBRS** Black **S1SPFFBL** Gray **S1SPFFGY**
Hubbell DataCom + Power (1) 20A, 125V receptacle and 3 unit recessed Hubbell iSTATION opening for data, voice and AV applications 5	**S1SP3IM**
Hubbell DataCom 1 unit flush Hubbell iSTATION opening and 3 unit recessed Hubbell iSTATION opening for data, voice and AV applications 3.5	**S1SP4IM**
Extron® or FSR + Power (1) 20A, 125V receptacle, recessed opening for (1) single Extron MAAP and (2) single AAP series adapter plates or FSR IPS plates 4	**S1SPEXT2**

Description	Catalog No.
Duplex/Style Line® Decorator (1) duplex and (1) Style Line decorator opening for power and/or datacom applications 3 Non-Metallic 3.5 Metal	**S1SPDUSL**
Tile Furniture Feed Cover/Flange* (1) ¾" and (1) 1½" NPT access holes for power and/or datacom applications; universal cover not required; includes tile flange	
3 Non-Metallic 3.5 Metal	Aluminum Fin. **S1SPFFTAL** Brass Fin. **S1SPFFTBRS** Black **S1SPFFTBL** Gray **S1SPFFTGY**
Hubbell DataCom + Duplex (1) duplex opening, (2) flush keystone openings and 1.5 unit recessed Hubbell iSTATION opening for data, voice and AV applications 5	**S1SPDU2IM**
Active Multimedia + Power Single 20A, 125V receptacle, (2) flush keystone openings, (1) rectangular Style Line® decorator opening to accommodate active multimedia modules or low voltage outlet frames 5	**S1SPAMM20**
Extron® or FSR Single-Service Recessed opening for (2) single Extron MAAP and (2) single AAP series adapter plates or FSR IPS plates 4.5	**S1SPEXT3**

Signifies minimum depth of concrete pour in inches for Metal Floor Boxes (S1CFB, S1SFB and S1SFBAV) and Non-Metallic Floor Box (S1PFB).
**Furnished with two screw-in flexible metal conduit connectors.*

Replacement Threaded Conduit Plugs

	Color			
Description	Aluminum Finish	Brass Finish	Black	Gray
1½" plug	**S1FP15AL**	**S1FP15BRS**	**S1FP15BL**	**S1FP15GY**
¾" plug	**S1FP34AL**	**S1FP34BRS**	**S1FP34BL**	**S1FP34GY**



See R2 for color chart. Used with S1SPFFxx and S1SPFFTxx only. Sub-plate is supplied with plugs.

Extron is a registered trademark of Extron Electronics.

ScrubShield®
Complies with UL514 A & C

Dimensions

Inches (mm)

Style	CFB7G Series		CFB11G Series	
	7-Gang 		11-Gang 	
	CFB7G4	**CFB7G6**	**CFB11G4**	**CFB11G6**
Min. Depth of Pour	4.08" (104)	6.08" (154)	4.08" (104)	6.08" (154)
Adjustability	Before Pour	Before Pour	Before Pour	Before Pour
Dimensions: A B C	4.08" (104) 10.0" (254) 12.2" (310)	6.08" (154) 10.0" (254) 12.2" (310)	4.08" (104) 13.5" (343) 12.2" (310)	6.08" (154) 13.5" (343) 12.2" (310)
Trade Size Knockouts: Sides	(4) 1", 1¼"	(4) 1", 1¼", 1½"	(4) 1", 1¼"	(4) 1", 1¼", 1½"
Back	(1) 1", 1¼", 1½", (1) 2"	(1) 1", 1¼", 1½", (1) 2"	(2) 1", 1¼", 1½", (1) 2"	(2) 1", 1¼", 1½", (1) 2"
Front	(2) 1", 1¼", 1½"	(2) 1", 1¼", 1½"	(2) 1", 1¼", 1½", (2) ¾", 1"	(2) 1", 1¼", 1½", (2) ¾", 1"
Bottom	(4) 1", 1¼", 1½"	(4) 1", 1¼", 1½"	(5) 1", 1¼", 1½", (2) ¾", 1"	(5) 1", 1¼", 1½", (2) ¾", 1"
Side View: Depth Behind Mounting Plate 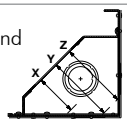	X: 1.01" Y: 2.41" Z: 3.51"	X: 2.37" Y: 3.77" Z: 3.65"	X: 1.02" Y: 2.42" Z: 3.50"	X: 2.37" Y: 3.81" Z: 3.72"
Accepts Industry Standard Size Wallplates (Sold Separately)	(1) 1-Gang (1) 2-Gang (1) 4-Gang	(1) 1-Gang (1) 2-Gang (1) 4-Gang	(2) 1-Gang (1) 3-Gang (1) 6-Gang	(2) 1-Gang (1) 3-Gang (1) 6-Gang
Interior Configuration				

Note: UL File Number E31999; CSA File Number LR18416


①


②


③


④


⑤

On-Grade Barrier

Intended for use on installations at grade level; installed prior to the concrete pour and provides a barrier between the soil; on-grade barrier comes with leveling feet and anchor points; pour pan dimensions are 15.75in²/4" depth — ① **CFBOGPAN4**

Floor Box Covers

	CFB7G Series			CFB11G Series		
Flange and cover; Beveled edge for carpet	¼" Edging	Aluminum	**CFB7CVRALU**	¼" Edging	Aluminum	③ **CFB11CVRALU**
		Brass	② **CFB7CVRBRS**		Brass	**CFB11CVRBRS**
Flange and cover; Square edge for tile	½" Edging	Aluminum	**CFB7TALU**	¼" Edging	Aluminum	**CFB11TALU**
		Brass	**CFB7TBRS**		Brass	**CFB11TBRS**
Flange and cover	No Edging	Black	④ **CFB7CVRCBLK**	No Edging	Black	**CFB11CVRCBLK**
		Stainless Steel	**CFB7CVRCSS**		Stainless Steel	⑤ **CFB11CVRCSS**

Note: Covers provide a recess for floor covering insert.

ScrubShield®
Complies with UL514 A & C

SystemOne Recessed 2-Gang Rectangular Floor Boxes

For Use in Raised Access or Wood Floors

Inches (mm)

AFB series boxes are available from our factory as pre-wired assemblies with CONNEXION modular plug-n-play system

Style

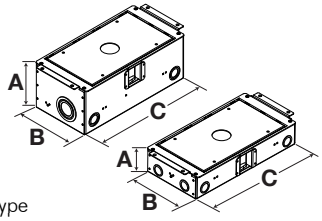





Box Type

Standard Chicago (No Knockouts)	**AFB2G50** **AFB2G50CHI**	**AFB2G25** **AFB2G25CHI**
Minimum Depth from Top of Floor Tile	5.32" (135.1)	2.88" (73.2)
Cubic Inch (cm^3) Capacity per Gang	60 cu. in. (980 cm^3)	30 cu. in. (491.7 cm^3)
Furniture Feed; Cubic Inches (cm^3) Capacity per Chamber	135 cu. in. (2212.2 cm^3)	78 cu. in. (1288.3 cm^3)
Dimensions – A	5.12" (130.1)	2.68" (68.2)
Dimensions – B	6.32" (160.5)	6.32" (160.5)
Dimensions – C	12.82" (325.6)	12.82" (325.6)
KO Trade Size: Ends	(2) ½", (2) 1", 1¼", 1½", 2"	(4) ½", ¾"
Sides	(4) ½", ¾", 1", 1¼"	(4) ½", ¾"
Bottom	(4) ½", ¾", 1", 1¼"	(2) ½", ¾", (2) 1", 1¼"
Cover Family	Rectangular	Rectangular
Temporary Cover Included	✓	✓

Rectangular Covers (For use with raised access tile and wood floors)

- Die cast construction available in five finishes
- Furniture feed includes (1) 2-inch conduit hub and (1) 1-inch conduit hub with reducer to ¾ inch
- Maximum static load of 800lb with 2x safety factor*

Cover Dimensions 15" x 8¾"







Finish	Surface	Surface with Insert	Furniture Feed
Aluminum Powder Coat	**2GAFBCVRALU**	**2GAFBCVRALUC**	**2GAFBFFCVRALU**
Black Powder Coat	**2GAFBCVRBK**	**2GAFBCVRBKC**	**2GAFBFFCVRBK**
Brass Powder Coat	**2GAFBCVRBRS**	**2GAFBCVRBRSC**	**2GAFBFFCVRBRS**
Bronze Powder Coat	**2GAFBCVRBRZ**	**2GAFBCVRBRZC**	**2GAFBFFCVRBRZ**
Satin Nickel Powder Coat	**2GAFBCVRNK**	**2GAFBCVRNKC**	**2GAFBFFCVRNK**

**Load applied through a 3" (76mm) mandrel in center of the cover*

Plates for Use in 2, 4 and 6-Gang Floor Boxes

UL 514A listed

Plate Style	(1) Decorator Opening	(1) Duplex Opening	(2) Extron® MAAP Openings	(2) Extron® Openings	(2) 1U Hubbell iSTATION Openings	(1) 1.5U Hubbell iSTATION Opening	(2) Jack Openings and (4) Jack KOs with Label Field
Cat. No.	**FBMPREC**	**FBMPDUP**	**FBMPMAAP**	**FBMPAAP**	**FBMP2IM**	**FBMP15IM**	**FBMP6DJ**



Plate Style	(1) Simplex Opening 1.40" Diameter	(1) Twist-Lock® Opening 1.60" Diameter	1-Gang Blank	Cable Feed Through with Bushing	(1) Opening for TracJack® or Series II®	(1) Opening with Hubbell ISF6 Frame for Keystone Jacks
Cat. No.	**FBMP139**	**FBMP156**	**FBMPBNK**	**FBMPFT**	**FBMPTRAC**	**FBMP6KS**



Extron is a registered trademark of Extron Electronics. Crestron is a registered trademark of Crestron Electronics, Inc. FSR is a registered trademark of FSR Inc. TracJack, Series II and Ortronics are registered trademarks of Ortronics/Legrand.

ScrubShield®
Complies with UL514 A & C

For Use in Raised Access or Wood Floors

Inches (mm)

AFB series boxes are available from our factory as pre-wired assemblies with CONNEXION modular plug-n-play system

Style

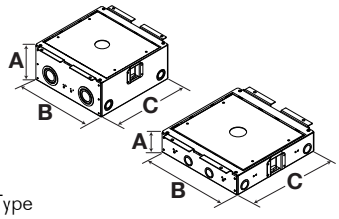





Box Type

Standard Chicago (No Knockouts)		**AFB4G50** **AFB4G50CHI**	**AFB4G25** **AFB4G25CHI**
Minimum Depth from Top of Floor Tile		5.37" (136.4)	2.88" (73.2)
Cubic Inch (cm^3) Capacity per Gang		57.5 cu. in. (940 cm^3)	26.5 cu. in. (434.3 cm^3)
Dimensions – A		5.18" (131.4)	2.69" (68.3)
Dimensions – B		11.11" (282.2)	11.11" (282.2)
Dimensions – C		10.90" (276.9)	10.90" (276.9)
KO Trade Size:	Ends Sides Bottom	(2) ½", (4) 1", 1¼", 1½", 2" (4) ½", ¾", 1", 1¼" (4) ½", ¾", 1", 1¼"	(4) ½", ¾" (4) ½", ¾" (4) ½", ¾", (4) 1", 1¼"
Cover Family		Rectangular	Rectangular
Temporary Cover Included		✓	✓

Rectangular Covers (For use with raised access tile and wood floors)

- Die cast construction available in five finishes
- UL 514A listed
- Maximum static load of 1500lb with 2x safety factor*

Cover Dimensions 13" x 13¼"





Finish	Flush Surface	With Insert
Aluminum Powder Coat	**4GAFBCVRALU**	**4GAFBCVRALUC**
Black Powder Coat	**4GAFBCVRBK**	**4GAFBCVRBKC**
Brass Powder Coat	**4GAFBCVRBRS**	**4GAFBCVRBRSC**
Bronze Powder Coat	**4GAFBCVRBRZ**	**4GAFBCVRBRZC**
Satin Nickel Powder Coat	**4GAFBCVRNK**	**4GAFBCVRNKC**

**Load applied through a 3" (76mm) mandrel in center of the cover*

Plates for Use in 2, 4 and 6-Gang Floor Boxes

UL 514A listed

Plate Style	(1) Decorator Opening	(1) Duplex Opening	(2) Extron® MAAP Openings	(2) Extron® Openings	(2) 1U Hubbell iSTATION Openings	(1) 1.5U Hubbell iSTATION Opening	(2) Jack Openings and (4) Jack KOs with Label Field
Cat. No.	**FBMPREC**	**FBMPDUP**	**FBMPMAAP**	**FBMPAAP**	**FBMP2IM**	**FBMP15IM**	**FBMP6DJ**



Plate Style	(1) Simplex Opening 1.40" Diameter	(1) Twist-Lock® Opening 1.60" Diameter	1-Gang Blank	Cable Feed Through with Bushing	(1) Opening for TracJack® or Series II®	(1) Opening with Hubbell ISF6 Frame for Keystone Jacks
Cat. No.	**FBMP139**	**FBMP156**	**FBMPBNK**	**FBMPFT**	**FBMPTRAC**	**FBMP6KS**



Extron is a registered trademark of Extron Electronics. Crestron is a registered trademark of Crestron Electronics, Inc. FSR is a registered trademark of FSR Inc. TracJack, Series II and Ortronics are registered trademarks of Ortronics/Legrand.

ScrubShield®
Complies with UL514 A & C

For Use in Raised Access or Wood Floors

Inches (mm)

AFB series boxes are available from our factory as pre-wired assemblies with CONNEXION modular plug-n-play system

Style

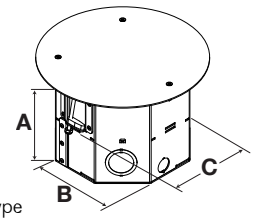



Box Type		
Round		**RAFB4BASE**
Min. Depth from Top of Floor Tile		6.47" (164.3)
Cu. In. (cm^3) Capacity per Gang		28.5 cu. in. (460 cm^3)
Dimensions – A		6.41" (162.9)
Dimensions – B		7.33" (186.2)
Dimensions – C		8.05" (204.6)
KO Trade Size:	Sides	(2) ½" (2) ¾", 1½" Concentric, (2) 1", 1¼" Concentric
	Bottom	(1) 1½", 2" (1) ¾", 1" Concentric, (1) ¾", 1", 1¼" Concentric
Floor Thickness		.71" (19.1) - 2.50" (63.5)
Temporary Cover Included		✓
ADA		Flange thickness is ⅛" thick and complies with ADA requirements

RAFB4 Series Round Floor Box with Cover

Includes: RAFB4BASE and 8" cover





Cover Finish	Catalog No.
Brushed Aluminum	**RAFB4ALU**
Black Powder Coat	**RAFB4BLK**
Brass Plated	**RAFB4BRS**
Bronze Plated	**RAFB4BRZ**
Satin Nickel Plated	**RAFB4NKL**

8 Inch Round Covers*

Round covers are suitable for use with all floor types

Finish	Catalog No.
Brushed Aluminum	**CFBS1R8CVRALU**
Black Powder Coat	**CFBS1R8CVRBLK**
Brass Plated	**CFBS1R8CVRBRS**
Bronze Plated	**CFBS1R8CVRBRZ**
Gray Powder Coat	**CFBS1R8CVRGRY**
Satin Nickel Plated	**CFBS1R8CVRNKL**



**Load applied through a 3" (76mm) mandrel in center of the cover.*

RAFB4 Series Plates

Finish is Powder Coat White

Plate Style	(1) Decorator	(1) Duplex	(1) Simplex Opening 1.40 in. Diameter	(1) Twist-Lock® Opening 1.60 in. Diameter	Blank
Cat. No.	**RAFB4SPDECO**	**RAFB4SPDUPLEX**	**RAFB4SPTL14**	**RAFB4SPTL16**	**RAFB4SPBLANK**



Plate Style	(1) Hubbell iSTATION Opening for 3 Units	(3) Extron® MAAP Modules	(2) Extron® AAP Modules	Opening to Accept Bezels for Ortronics TracJack®	
Cat. No.	**RAFB4SP3UIS**	**RAFB4SP3MAAP**	**RAFB4SP2AAP**	**RAFB4SPORT**	



c UL us SystemOne Recessed 8*/10-Gang Rectangular Floor Boxes

HUBBELL DELIVERY

For Use in Raised Access or Wood Floors In. (mm)

AFB series boxes are available from our factory as pre-wired assemblies with CONNEXION modular plug-n-play system

Style

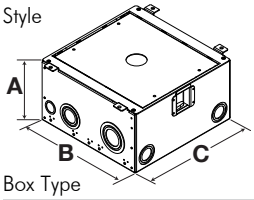

Box Type



Standard Chicago (No Knockouts)		**AFB10G55** **AFB10G55CHI**
Min. Depth from Top of Floor Tile		5.95" (151.1)
Cu. In. (cm^3) Capacity per Gang		2) 25 cu. in. (407.9 cm^3), (2) 50 cu. in. (819.4 cm^3), (2) 71 cu. in. (1163.5 cm^3)
Dimensions – A		5.74" (145.9)
Dimensions – B		10.96" (278.4)
Dimensions – C		12.37" (314.1)
KO Trade Size:	Ends	(2) ½", ¾", (2) ¾", 1", 1¼", 1½", (2) 1", 1¼", 1½", 2"
	Sides	(4) ¾", 1", 1¼", 1½"
	Bottom	(2) ½", ¾", (4) ½", ¾", 1", 1¼"
Floor Thickness		.56" (14.2) – 2.12" (53.8)
Cover Family		Rectangular
Temporary Cover Included		✓

Rectangular Covers

For use with raised access tiles and wood floors; die cast construction available in five finishes; UL 514A listed; max. static load of 1500lb with 2x safety factor**





Finish	Surface Style Cover	Surface Style Cover with Insert
Aluminum Powder Coat	**10GAFBCVRALU**	**10GAFBCVRALUC**
Black Powder Coat	**10GAFBCVRBK**	**10GAFBCVRBKC**
Brass Powder Coat	**10GAFBCVRBRS**	**10GAFBCVRBRSC**
Bronze Powder Coat	**10GAFBCVRBRZ**	**10GAFBCVRBRZC**
Satin Nickel Powder Coat	**10GAFBCVRNK**	**10GAFBCVRNKC**

***Load applied through a 3" (76mm) mandrel in center of the cover*

CFB10 Series Plates

Plate Style	(1) Decorator Opening	(1) Duplex Opening	Blank	Decorator Opening Plate Including Hubbell ISF6GY	(2) Openings to Accommodate (6) Ortronics TrackJack®
Catalog No.	**FB10MPREC**	**FB10MPDUP**	**FB10MPBNK**	**FB10MPKEY**	**FB10MPTRAC**
					

Plate Style	(2) Decorator	(2) Duplex	(4) Extron® MAAP Modules	(4) Extron® AAP Modules	For (6) 1U Hubbell iSTATION Modules	(1) Feed-through Opening with Bushing
Catalog No.	**FB10MP2A**	**FB10MP2E**	**FB10MPMAAP**	**FB10MPAAP**	**FB10MP2B**	**FB10MPFT**
						

Plate Style	(1) Twist-Lock® Opening 1.60 in. Dia. (Uses 2-Gangs)	(1) Simplex Opening 1.40 in. Dia. (Uses 2-Gangs)	(2) Twist-Lock® Opening 1.60 in. Dia. (Uses 3-Gangs)	(2) Simplex Opening 1.40 in. Dia. (Uses 3-Gangs)	(1) Opening for Appliance Receptacle (Uses 3-Gangs)
Cat. No.	**FB10TLA**	**FB10TLX**	**FB10TLB**	**FB10TLY**	**FB10MP3GAPP**
					

Plate Style	(3) Twist-Lock® Opening 1.60 in. Dia. (Uses 5-Gangs)	(3) Simplex Opening 1.40 in. Dia. (Uses 5-Gangs)	(2) 2-Gang. Meets NEMA Spacing; Ideal for Crestron® DM –TX Product and Power (Uses 5-Gangs)	(4) Single Service Openings Utilizing NEMA Wallplate (Uses 5-Gangs)
Cat. No.	**FB10TLC**	**FB10TLZ**	**FB10MPNEMA2XG***	**FB10MPNEMA4G***
				

**Use with FB10MPNEMA2XG and/or FB10MPNEMA4G for 8-gang configuration.*

Extron is a registered trademark of Extron Electronics. Crestron is a registered trademark of Crestron Electronics, Inc.
FSR is a registered trademark of FSR Inc. TracJack, Series II and Ortronics are registered trademarks of Ortronics/Legrand.


①


②


③


④


⑤


⑥

Pre-Wired Work Surface Elite Series

Pop-Up Style

Description	Finish	Dimensions		Catalog No.
Base unit includes (4) pre-wired 15A outlets with 6′ power supply cord; (2) low voltage plates included with 1U opening for Hubbell iSTATION modules	–	8.90"L x 8.90"W x 13.9"H	①	**WSBH42U***
Trim ring and decorative round top	Black	5.25" Diameter	②	**WSBHTRBK**
Trim ring and decorative round top	Brushed Stainless Steel	5.25" Diameter		**WSBHTRBSS**
Replacement Low Voltage Data Plates				
Non-metallic low voltage plate, blank	Black	3.18"L x 1.88"W		**WSBPLATE1**
Non-metallic low voltage plate, 1U iSTATION cut-out	Black	3.18"L x 1.88"W		**WSBPLATE2**

**CSA Certified only.*

Pre-Wired Table Box Kit for HDBaseT

Description	Finish	Dimensions		Catalog No.
Kit includes trim ring with hinged cover, high capacity box with low voltage divider, inline GFI, AVPS15BK receptacle, face plate, and pre-wired 15A cord with plug. Kit is pre-wired and ready to accept Hubbell HDBaseT AV extension modules, sold separately.	Black Anodized	7"L x 6.5"W x 8.8"H	③	**WSB985BK**
		7"L x 8"W x 8.8"H		**WSB986BK**

Pre-Wired Dual-Service

Description	Diameter		Black Anodized Aluminum	Clear Anodized Aluminum	Solid Brass
Table top box; 3.5" dia. hole; (1) pre-wired 15A outlet with 9′ power supply cord; (1) 3.5mm screw terminal audio jack; (1) 15-pin gender changer F/F; (2) keystone openings; keystone modules sold separately	3.88"	④	**TTBDS1BK**	**TTBDS1AL**	**TTBDS1BR**
Table top box; 3.5" dia. hole; (2) pre-wired 15A outlets with 9′ power supply cord; (2) keystone openings; keystone modules sold separately	3.88"		**TTBDS2BK**	**TTBDS2AL**	**TTBDS2BR**

Note: See Section F for AV and datacom options.

Low Voltage Only

Description	Diameter	Black Anodized Aluminum	Clear Anodized Aluminum	Solid Brass
Table top box; 2" dia. hole; (1) keystone opening; keystone modules sold separately	2.19"	**TTBKSBK**	**TTBKSAL**	**TTBKSBR**
Table top box; 2" dia. hole; (1) XLR microphone jack installed	2.19"	**TTBXLRBK**	**TTBXLRAL**	**TTBXLRBR**

Square Lift-Up Style

Description	Finish	Dimensions		Catalog No.
(2) pre-wired 15A outlets with 6′ power supply cord; 1U opening for Hubbell iSTATION modules; unit rotates up when in use and down to conceal services when not in use	Black Silver	5.75"L x 5.39"W x 4.25"H	⑤	**WSBC21UBK** **WSBC21USV**

Square Mini Lift-Up Style

Description	Finish	Dimensions		Catalog No.
(1) pre-wired 15A outlet with 9′ power supply cord; (1) RJ-45 jack installed with 6′ patch cord	Black Brushed Stainless Steel	3.7"L x 3.7"W x 2.93"H	⑥	**WSBA11BK** **WSBA11BSS**
(2) pre-wired 15A outlets with 9′ power supply cord (power only)	Black Brushed Stainless Steel	3.7"L x 3.7"W x 2.93"H		**WSBA2BK** **WSBA2BSS**

Pre-Wired 2X2 USB Work Surface Pop-Up Box

Hubbell's UL listed 2X2 USB Work Surface Pop-Up Box is ideal for work surfaces, such as desks, which require power for a computer and USB charging for smart devices. Developed in coordination with the hotel industry, the Hubbell Pop-Up Box utilizes a pneumatic spring for providing a smooth action for opening and closing. Available in brushed aluminum or black powder coat, the Pop-Up Box is suited for installation with any modern décor.

Installation is simple and only requires a jig-saw or similar saw plus a screwdriver. The unit is supplied with a 5 foot cord with a molded plug end allowing it to be installed with ease. Designed to be installed into existing desks or by furniture manufactures. The Hubbell 2X2 USB Work Surface Pop-Up Box is ideally suited for any work surface application.



Charging convenience at the push of a button

Features

- 15A duplex with two USB charging ports, 3.8A USB charging capacity
- 5 foot, pre-wired, 12 gauge, 3-wire electrical cord, making it excellent for conference rooms or classrooms that are frequently rearranged
- Tamper-resistant receptacle
- Gas-spring actuation for smooth opening and closing
- Die cast aluminum construction
- Rated for +10,000 open/close cycles
- Simple three-screw installation
- Unobtrusive low profile flange at 0.05in
- LED power-indicating light
- Easily replaceable receptacle

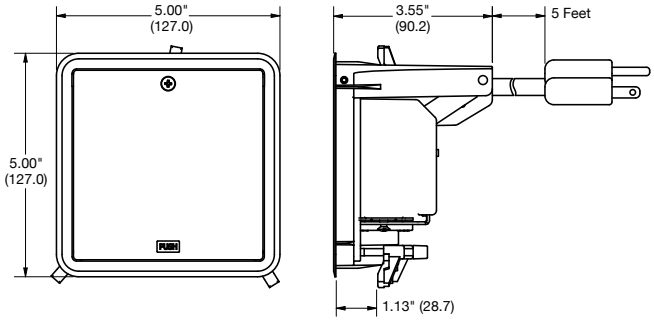

Electrical Specifications

- Voltage: 125V
- Current: 15A
- USB charging current: 3.8A
- Plug type: NEMA type 5-15P
- Cord length: 5 feet

Specifications

- cULus
- Listed to UL962A for Furniture Power Distribution Units



①



②

2X2 USB Work Surface Pop-Up Box

Surface Dimensions	Cut Out Dimensions	Product Depth	Maximum Surface Thickness	Finish		Catalog No.
5" x 5"	4.62" x 4.62"	3.55"	1.125"	Brushed Aluminum	①	**WSBUSB2X2ALU**
				Black Powder Coat	②	**WSBUSB2X2BLK**

Large Capacity and Gangable AV Wall Boxes



① ② ③



①



②



③

Gangable AV Wall Boxes, 2- and 3-Gang

Box	Dimensions	Knockouts Top*	Knockouts Bottom*	Knockouts Back		Catalog No.
2-Gang, 2" KO, 54in³ capacity	H: 4¼" W: 4⅛" D: 4"	(2) ½" (2) ½" – ¾" TKO	(1) 1", 1¼", 1½" and 2"	(2) ½" – ¾" TKO	①	**HBL985**
3-Gang, 2" KO, 79in³ capacity	H: 4¼" W: 5⅞" D: 4"	(3) ½" (3) ½" – ¾" TKO	(1) ½" (1) ½" – ¾" TKO (1) 1", 1¼", 1½" and 2"	(3) ½" – ¾" TKO	②	**HBL986**

Low Voltage AV Wallbox Partitions

Compatible With	Compatible Mud Ring Depth	Description	Quantity		Catalog No.
HBL985 and HBL986	½", ¾" and 1¼"	Solid divider	1	③	**HBL989**
		With pass-thru capability	1		**HBL989AVD**



Front



Back (Cutaway)

Cutaway images are for demonstration purposes only.



④



⑤



⑥



⑦

2-Gang Large Capacity Wall Box, 66.7 Cubic Inch Capacity

Description	Dimensions	Knockouts Sides*	Knockouts Back*		Catalog No.
Square 2-gang wall box	H: 4⅛" W: 4⅛" D: 3¼"	(2) ¾" – 1" TKO; (2) 1" – 1¼" TKO; (2) 1" – 2" conc. KO	(2) ¾" – 1" TKO (2) ½"	④	**HBL260**

Note: Use with industry standard 4⅛" square mud rings for 1- or 2-gang applications.

3-Gang Large Capacity Wall Box, 113.3 Cubic Inch Capacity

Description	Dimensions	Knockouts Sides*	Knockouts Back*		Catalog No.
Square 2- or 3-gang wall box	H: 4⅛" W: 7¾" D: 3¼"	(4) ½" – ¾" TKO, (4) ¾" – 1" TKO, (2) 1" – 1¼" TKO, (2) 1" – 2" conc. KO	(2) ½" – ¾" TKO, (2) ¾" – 1" TKO, (2) 1" – 1¼" TKO	⑤	**HBL263**

Note: Use with industry standard 4" square mudrings for 1- or 2-gang applications.

2-Gang Mud Rings (Compatible with HBL260)

Description	Capacity	Catalog No.
⅝" height	7.3in³	**HBL818**
¾" height	8.8in³	**HBL840**
1" height	12.0in³	**HBL819**
1¼" height	15.0in³	**HBL820**

3-Gang Mud Rings (Compatible with HBL263)

Description	Capacity		Catalog No.
½" height	10.1in³	⑥	**HBL792**
⅝" height	12.3in³		**HBL793**
1¼" height	24.3in³		**HBL794**

Low Voltage Partitions

Compatible With	Compatible Mud Ring Depth	Description	Quantity		Catalog No.
HBL260 and HBL263	½", ¾" and 1¼"	Solid divider	1	⑦	**HBL981**
		With pass-thru capability	1		**HBL981AVD**

**TKO (Tangential Knockout)*

Recessed AV In-Wall Enclosures and Ceiling Enclosures

HUBBELL DELIVERY








① ② ③ ④ ⑤ ⑥

FPTV Connection Enclosure

Description	Color		Catalog No.
2-gang in-wall enclosure	White	①	**NSAV62M**
Steel cover for NSAV6 series	White	②	**NSAV6C**
4-gang in-wall enclosure	White		**NSAV124M**
Steel cover for NSAV12 series	White		**NSAV12C**

Power Kits

For use with NSAV62M only

Description	Color		Catalog No.
Standard power kit	White		**NSOKP**
Surge protected power kit	Blue	③	**NSOKPS**

AV Connectors and Plates

Description	Color		Catalog No.
1-gang decorator plate	White		**NP26W**
1-gang Hubbell iSTATION plate	White		**IMF1W**
1-gang 4-port keystone plate	White		**NSP14W**
1-port HDMI frame	White	④	**NS801W**
2-port HDMI frame	White		**NS802W**
HDMI snap fit	Black	⑤	**SFHC14BK**
F-connector snap fit	White		**NSF70W**
USB A-to-B snap fit	White		**SFUSBABW**
Cat 6 snap fit jack	White		**NSJ6W**

Note: See Section F for AV and datacom options

AV Ceiling Enclosure

Description	Color		Catalog No.
AV ceiling enclosure	White	⑥	**AVCE1**
AV ceiling enclosure, plenum rated	White		**AVCE1P**

Note: Enclosure includes 24" x 12" x 8" enclosure, (2) 20A duplex receptacles and 2-gang back box.

Hubbell's SystemOne Recessed Fire-Rated Poke-Throughs (FRPT) enhance functionality by providing increased power, data and AV capacity. Safety is improved with recessed connectivity, a low profile flange, and egress doors that hinge inwards. Building value is enhanced with plated finishes to match and blend with modern building décor.

Online Resources

BIM models, customer drawings and technical specifications are available at hubbell.com/hubbellpremisewiring/en/.



10" Concrete Core Hole Applications



High Capacity Multimedia Applications

Sub-plate layout for the center four gangs of the 10 inch FRPT allows for maximum AV capacity. The NEMA spacing plate allows the product flexibility to easily accept third party products.



Sub-Plates Offer Application Flexibility

Perimeter sub-plates for the 10 inch FRPT help compliment the AV or data in the center four gangs. Additionally these plates can be exchanged for other low voltage compatible plates.

10" Recessed Access

Center and Perimeter Sub-Plates



8" Concrete Core Hole Applications



High Capacity Multimedia Applications

Sub-plate layout for the center three gangs of the eight inch FRPT allows for maximum AV capacity. The NEMA spacing allows the product flexibility to easily accept third party products.



Sub-Plates Offer Application Flexibility

Perimeter sub-plates for the eight inch FRPT help compliment the AV or data in the center three gangs. Additionally these plates can be exchange for other low voltage compatible plates.

8" Recessed Access

Center and Perimeter Sub-Plates



6" Concrete Core Hole Applications



60/40 6" Sub-Plate Split

An Industry first, the 60/40 sub-plate layout allows for unmatched capacity with up to 12 keystone jacks and one 20A duplex.



50/50 6" Sub-Plate Split

Two duplexes with ample AV and data are achieved by using the 50/50 sub-plate layout. Additionally this layout will accommodate two Style Line® devices for GFCI, surge, etc. applications.

6" Recessed Access

60/40 Split Sub-Plates | 50/50 Split Sub-Plates



4" Concrete Core Hole Applications



4" Quad Sub-Plate

The pre-wired quad sub-plate can be wired as one circuit or two and includes 12 inch of stranded wire.



4" 2X2 Sub-Plate

The 2x2 sub-plates are available with Style Line® or traditional duplex openings and can accommodate up to two keystone jacks.

4" Recessed Access

Quad Sub-Plate | Multi & Single Service Sub-Plates



STEP 1 | Select Poke Through

10" Recessed Access	8" Recessed Access	6" Recessed Access	6" Furniture Feed	4" Recessed Access
				

STEP 2 | Select Sub-Plates

10" Recessed Access	8" Recessed Access	6" Recessed Access		4" Recessed Access	
					
Center Sub-Plates with Perimeter Sub-Plates	Center Sub-Plates with Perimeter Sub-Plates	60/40 split Sub-Plates	50/50 split Sub-Plates	Quad Sub-Plates	2X2 Sub-Plates

Note: Furniture feed model does not use sub-plates.

STEP 3 | Select Cover Finishes

Black Powder Coat	Bronze Plated Finish	Brushed Brass Plated	Gray Powder Coat	Satin Nickel Plated	Brushed Aluminum
					

Recommended Fire-Rated Poke-Through Size Chart

To avoid over or under utilizing the capacity of the fire-rated poke-through, first determine how many gangs of power, data and AV are required for the application. The matrix below will guide you to the correct poke-through size.

Power Gangs	Recommended Fire-Rated Poke-Through Size					
5	8"	10"	10"	10"		
4	8"	8"	10"	10"	10"	
3	6"	8"	8"	10"	10"	10"
2	6"	6"	8"	8"	10"	10"
1	4"	6"	6"	8"	8"	10"
0	–	4"	6"	8"	8"	8"
	0	1	2	3	4	5
	Data and AV Gangs					

Exceeds capacity of Hubbell recessed poke-throughs

Example: 2 gangs of power, 1 gang of AV and 1 gang of data is required.
Find the intersection for 2 power gangs with 2 data/AV gangs.
The highlighted intersection defines the recommended FRPT.

ScrubShield®
Complies with UL514 A & C

SystemOne Recessed 10 Inch Fire-Rated Poke-Through Fittings

- The most dynamic FRPT system with the largest capacity available to meet all multimedia applications where power and voice/data are required
- Maintains concrete floor fire rating up to 2 hours
- Tamper-resistant recessed covers available
- Furniture feed cover available with (2) generous 2 inch NPT low voltage hubs and (2) 1 inch NPT power hubs
- Features ScrubShield® technology that exceeds UL514A scrubwater exclusion requirements



10 Inch FRPT
with Accessories



FRPT Design
- Step down installation
- Flexible single or multi-service
- Recessed connections



Covers
- Durable die-cast aluminum cover
- 1,000lb, static load rated cover
- Available as recessed or furniture feed
- Tamper-resistant, recessed covers available
- Available in six architectural finishes



FRPT Chambers
- 4 inch deep access chamber
- 4.43 inch deep center device chamber
- Dividers to make up to eight (8) individual services
- Perimeter to perimeter wiring tunnel



Easy Mount Device Plates
- Multiple open-architecture mounting plates for power, data and AV
- Four (4) center gangs
- Two (2) full or four (4) half independent perimeter gangs



Safety
- Low profile flange, 0.16 inch exceeds ADA requirements
- Two hide-away egress doors fold under cover while in use
- 180° opening of main door



Bottom Feed Plates
- Nine (9) center chamber and six (6) perimeter adaptable feed plates
- Center chamber ranges from ½" to 2½"
- Perimeter ranges from ½" to 1¼"

ScrubShield®
Complies with UL514 A & C

SystemOne Recessed 10" Core Hole Kits, for Use In Concrete Floors

10" Fire-Rated Poke-Through

Description	Catalog Number
Hubbell SystemOne 10" Recessed Floor Fitting with Installation Cover; approved for use in the City of Chicago with EMT and full blank bottom feed plates	**S1R10PTFIT**



10" Fire-Rated Poke-Through Kits

Kits include:
- (1) Hubbell SystemOne 10" recessed floor fitting (S1R10PTFIT)
- (2) Hubbell SystemOne 10" perimeter device mounting brackets (S1R10PSPREPBRKT)
- (4) Hubbell SystemOne 10" bottom center pass through plate (S1R10CBFPT)
- (3) Hubbell SystemOne 10" bottom perimeter blank plate (S1R10PBFBLANK)
- (1) Hubbell SystemOne 10" bottom perimeter ¾ inch plate (S1R10PBF075)
- (1) Hubbell SystemOne 10" perimeter divider (S1R10PERIMDIV)
- (1) Hubbell SystemOne 10" center divider (S1R10CENTERDIV)
- (1) Hubbell SystemOne 10" flange and universal cover assembly (S1R10CVRxx)

Cover Finish	Catalog Number
Brushed Aluminum	**S1R10PTALU**
Black Powder Coat	**S1R10PTBLK**
Brushed Brass Plated	**S1R10PTBRS**
Antique Bronze Plated	**S1R10PTBRZ**
Gray Powder Coat	**S1R10PTGRY**
Satin Nickel Plated	**S1R10PTNKL**





Pre-Wired 10" Fire-Rated Poke-Through Kits

Kits include:
- (1) Hubbell SystemOne 10" recessed floor fitting (S1R10PTFIT)
- (2) 20A pre-wired receptacle sub-plates with 24 inch wire leads (S1R10PSPZ)
- (2) Hubbell SystemOne 10" perimeter device mounting brackets (S1R10PSPREPBRKT)
- (4) Hubbell SystemOne 10" bottom center pass through plate (S1R10CBFPT)
- (3) Hubbell SystemOne 10" bottom perimeter blank plate (S1R10PBFBLANK)
- (1) Hubbell SystemOne 10" bottom perimeter ¾ inch plate (S1R10PBF075)
- (1) Hubbell SystemOne 10" perimeter divider (S1R10PERIMDIV)
- (1) Hubbell SystemOne 10" center divider (S1R10CENTERDIV)
- (1) Hubbell SystemOne 10" flange and universal cover assembly (S1R10CVRxx)

Receptacles feature single circuit wiring

Cover Finish	Catalog Number
Brushed Aluminum	**S1R10PTZALU**
Black Powder Coat	**S1R10PTZBLK**
Brushed Brass Plated	**S1R10PTZBRS**
Antique Bronze Plated	**S1R10PTZBRZ**
Gray Powder Coat	**S1R10PTZGRY**
Satin Nickel Plated	**S1R10PTZNKL**





Note: xx indicates finish options.

Recessed 10" Covers

The 10" FRPT cover assembly unit includes solid cast aluminum construction and mounting hardware. Covers are recessed and available in a number of durable, yet beautiful finishes to match any décor. The flange height of 0.16 inch exceeds ADA requirement and suitable for use on any floor finish. All covers are UL514A, scrubwater compliant.



10" Fire-Rated Poke-Through Covers

Finish	Recessed Cover Catalog Number	TR Recessed Cover* Catalog Number	Furniture Feed Cover** Catalog Number
Brushed Aluminum	**S1R10CVRALU**	**S1R10CVRTRALU**	**S1R10FFCVRALU**
Black Powder Coat	**S1R10CVRBLK**	**S1R10CVRTRBLK**	**S1R10FFCVRBLK**
Brushed Brass Plated	**S1R10CVRBRS**	**S1R10CVRTRBRS**	**S1R10FFCVRBRS**
Antique Bronze Plated	**S1R10CVRBRZ**	**S1R10CVRTRBRZ**	**S1R10FFCVRBRZ**
Gray Powder Coat	**S1R10CVRGRY**	**S1R10CVRTRGRY**	**S1R10FFCVRGRY**
Satin Nickel Plated	**S1R10CVRNKL**	**S1R10CVRTRNKL**	**S1R10FFCVRNKL**

**Tamper-resistant covers ship with (1) S1RTR10BIT Torx-T10 bit.*
***(2) 1" NPT plugs for power with (2) 1" to ¾" reducers and (2) 2" NPT plugs for Low Voltage.*
Note: Cover Load Rating: 1,000lb with 2x safety factor; load applied through a 3" (76mm) diameter mandrel at the center of cover; rated for static loads only

ScrubShield®
Complies with UL514 A & C

SystemOne 10" Recessed Sub-Plates and Bottom Feed Plates

Perimeter Plate Configurations

- Available in pre-wired duplexes or openings to accommodate third party AV devices
- Available in full or ½ gang plates



Perimeter Sub-Plates, Full Gang

(1) Style Line® decorator opening
S1R10PSPD



(1) Duplex opening
S1R10PSPI



(1) 1.40" opening for simplex or 15A Twist-Lock®
S1R10PSPJ



(4) Extron® MAPP openings
S1R10PSPC



(2) Extron® AAP openings
S1R10PSPA



(1) 1.60" opening for 20A and 30A Twist-Lock®
S1R10PSPG



Perimeter Sub-Plates, ½ Gang*

(2) 20A pre-wired receptacles; 24" lead; one circuit (Supplied with isolated ground sticker)
S1R10PSPZ



(2) 20A pre-wired receptacles; 25' lead; one circuit (isolated ground sticker included)
S1R10PSPZ25



(2) 20A pre-wired receptacles; 24" lead; (1) circuit (isolated ground sticker included); marked with "⏻ Controlled"
S1R10PSPZC



(2) 20A pre-wired receptacles; 25' lead; (1) circuit (isolated ground sticker included); marked with "⏻ Controlled"
S1R10PSPZ25C



Blank cover plate
S1R10PSPB



(1) unit Hubbell iSTATION opening
S1R10PSPF



(1) VGA/HDMI/DP opening
S1R10PSPH



(1) XLR opening
S1R10PSPO



(2) Extron® MAPP openings
S1R10PSPV



Perimeter device bracket
S1R10PSPREPBRKT



**Requires S1R10PSPREPBRKT*
Note: Rectangle sub-plates are for center compartment, crescent sub-plates are for perimeter compartments and are not interchangeable.
See page R28 for covers and R31 for accessories.

10" Bottom Feed Plates

1-Gang Center Bottom Feed Plates	Catalog Number
½ inch EMT Feed	① **S1R10CBF050**
¾ inch EMT Feed	② **S1R10CBF075**
1 inch EMT Feed	**S1R10CBF100**
1¼ inch EMT Feed	③ **S1R10CBF125**
Blank	④ **S1R10CBFBLANK**
Pass through	**S1R10CBFPT***
2-Gang Center Bottom Feed Plates	
1½ inch EMT Feed	⑤ **S1R10CBF150**
2 inch EMT Feed	⑥ **S1R10CBF200**
2½ inch EMT Feed	⑦ **S1R10CBF250****
Perimeter Bottom Feed Plates	
½ inch EMT Feed	⑧ **S1R10PBF050**
¾ inch EMT Feed	**S1R10PBF075**
1 inch EMT Feed	⑨ **S1R10PBF100**
1¼ inch EMT Feed	**S1R10PBF125**
Blank	⑩ **S1R10PBFBLANK**
Pass through	⑪ **S1R10PBFPT***



**Not approved for use in the City of Chicago*
***Data/AV wiring only*

ScrubShield®
Complies with UL514 A & C

Extron® is a registered trademark of Extron Electronics. Crestron® is a registered trademark of Crestron Electronics, Inc. FSR® is a registered trademark of FSR Inc.

Center Plate Configurations

- 1, 2, 3 and 4 gang device plates
- Accept third party AV devices, e.g. Extron®, Crestron®, FSR®
- Multi-gang NEMA spaced plates available



Center Sub-Plates, Single Gang

(1) Style Line® decorator opening
S1R10CSPD



3 unit Hubbell iSTATION opening
S1R10CSPL



(1) duplex opening
S1R10CSPI



Blank cover plate
S1R10CSPB



(1) XLR opening
S1R10CSPX



(2) XLR openings
S1R10CSP2X



(1) 1.40" opening for simplex or 15A Twist-Lock®
S1R10CSPJ



(1) 1.60" opening for 20A and 30A Twist-Lock®
S1R10CSPG



(1) VGA/HDMI/DP opening
S1R10CSPH



(2) VGA/HDMI/DP openings
S1R10CSP2H



(4) Extron® MAPP openings
S1R10CSPC



Ortronics® TracJack®/Series II® opening
S1R10CSPK



Center Sub-Plates, 2-Gang

(2) Style Line® decorator openings NEMA spacing
S1R10CSPM



Blank cover plate
S1R10CSP2B



(1) 2.16" opening for 30A and 50A, 3-wire, straight blade receptacle
S1R10CSPE



(4) Extron® APP openings
S1R10CSPU



Center Sub-Plates, 3- and 4-Gang

(3) Style Line® decorator openings NEMA spacing
S1R10CSPT



(4) Style Line® decorator openings
S1R10CSPP



Blank cover plate
S1R10CSPQ



(4) duplex openings
S1R10CSPR



Note: Rectangle sub-plates are for center compartment, crescent sub-plates are for perimeter compartments and are not inter-changeable.
See page R28 for covers, R29 for bottom feed plates and R31 for accessories.

Extron® is a registered trademark of Extron Electronics.
TracJack®, Series II® and Ortronics® are registered trademarks of Ortronics/Legrand.
Crestron® is a registered trademark of Crestron Electronics, Inc.
FSR® is a registered trademark of FSR Inc.

ScrubShield®
Complies with UL514 A & C



10" Accessories

Description	Catalog Number
Pre-pour tube, includes hardware	① **S1R10PPT***
Abandonment plate, black finish	② **S1R10ADMTBK**
Center divider	③ **S1R10CENTERDIV**
Perimeter divider	**S1R10PERIMDIV**
Egress door brushes (1 pair)	④ **S1R10CVRBRUSH**
Perimeter to perimeter wiring tunnel	⑤ **S1R10TUNNEL**
Power junction box, 27.0 cubic inches; (1) ¾in and (1) 1in EMT connector	⑥ **S1FRPTJB**
Perimeter device bracket	⑦ **S1R10PSPREPBRKT**

**Not UL Listed*



10" Replacement Parts

Description	Catalog Number
Intumescent replacement divider	⑧ **S1R10INTUMDIV**
Replacement furniture feed cover dividers (1 pair)	⑨ **S1R10FFDIV**
Replacement tamper-resistant Torx-T10 bit	⑩ **S1RTR10BIT***

**Not UL Listed*

Capacity, Capability and Versatility



ScrubShield®
Complies with UL514 A & C



Two Concrete Floor Applications

Fire-Rated Poke-Throughs are used when the conduits can not be installed in the concrete floor and for tenant improvements.



Floor boxes in concrete applications are used when the connecting conduits can be installed into the concrete floor.



Same Results!

Round, low profile, durable cover with recessed connections.



Features

- Step down installation
- Maintains concrete floor fire rating up to two hours
- Junction box standard
- For use in the City of Chicago applications, junction box is NOT included
- Features ScrubShield® technology that exceeds UL514A scrubwater exclusion requirements





8" Fire-Rated Poke-Throughs

Description		Catalog No.
8" Fire-Rated Poke-Through includes: (1) ¾" power EMT plus (1) S1R8JNC1 with (1) 1" EMT and (1) 1½" EMT	①	**S1R8PTFIT1**
8" Fire-Rated Poke-Through includes: (1) ¾" power EMT plus (1) S1R8JNC2 with (2) 1" EMT	②	**S1R8PTFIT2**
8" Fire-Rated Poke-Through includes: (1) ¾" power EMT plus (1) S1R8JNC3 with (1) 2" EMT	③	**S1R8PTFIT3**
8" Fire-Rated Poke-Through includes: (1) ¾" power EMT plus (1) S1R8JNC1 with (1) 1inch EMT and (1) 1½" EMT; no junction box or flexible metal conduit		**S1R8PTFIT1CHI**
8" Fire-Rated Poke-Through includes: (1) ¾" power EMT plus (1) S1R8JNC2 with (2) 1" EMT; no junction box or flexible metal conduit		**S1R8PTFIT2CHI**
8" Fire-Rated Poke-Through includes: (1) ¾" power EMT plus (1) S1R8JNC3 with (1) 2" EMT; no junction box or flexible metal conduit		**S1R8PTFIT3CHI**

ScrubShield®
Complies with UL514 A & C



Center Plate Configurations

- Allows for three duplexes or up to 18 data/AV jacks; other combinations possible
- Accepts third party AV devices (i.e. FSR®, Crestron®, Extron®)
- Standard NEMA spacing between devices

Outer Plate Configurations

- Available in pre-wired duplexes or openings to accommodate third party AV devices
- Multiple duplexes can be wired in the supplied junction box or independently



① ② ③ ④ ⑤ ⑥ ⑦

Center Sub-Plates, Single Gang

Description		Catalog No.
Blank cover plate		**S1R8CSPB**
(1) 1 unit Hubbell iSTATION opening		**S1R8CSPD**
(1) 1.60" opening for 20A and 30A Twist-Lock®	①	**S1R8CSPG**
(1) 1.40" opening for simplex or 15A Twist-Lock®		**S1R8CSPJ**
(2) Extron® MAAP openings		**S1R8CSPC**
(1) 1.5 unit Hubbell iSTATION opening		**S1R8CSPE**
(1) Duplex opening	②	**S1R8CSPI**
(1) Style Line® Decorator opening		**S1R8CSPK**
(1) Jack opening and (3) Jack KOs with Label Field		**S1R8CSP4DJ**

Center Sub-Plates, 2- and 3-Gang

Description		Catalog No.
2-gang; (4) Extron® AAP openings		**S1R8CSPA**
2-gang; (2) Style Line® decorator openings	③	**S1R8CSPM**
3-gang; blank cover plate		**S1R8CSPN**
2-gang; 3 unit Hubbell iSTATION opening		**S1R8CSPL**
2-gang; device depth extension collar (for use with third party data up to 2.5"D)		**S1R8CSPEXT**
3-gang; device depth extension collar (for use with third party data up to 2.5"D)		**S1R8CSPEXT3**
3-gang extender w/ 2-gang; device depth extension collar (for use w/ third party data up to 2.5"D)		**S1R8CSPEXT32**
2-gang; (2) Jack openings and (4) Jack KOs with Label Field		**S1R8CSP6DJ**

Recessed 8" Covers

Single piece 8" FRPT cover assembly unit includes solid cast aluminum construction, carpet gasket and mounting hardware

Description		Catalog No.
Brushed Aluminum	⑥	**S1R8CVRALU**
Black Powder Coat		**S1R8CVRBLK**
Brushed Brass Plated		**S1R8CVRBRS**
Antique Bronze Plated		**S1R8CVRBRZ**
Gray Powder Coat		**S1R8CVRGRY**
Satin Nickel Plated		**S1R8CVRNKL**

Note: Cover Load Rating: 1,000lb with 2x safety factor; load applied through a 3" (76mm) dia. mandrel at center of cover; rated for static loads only. Rectangle sub-plates are for center compartment, crescent sub-plates are for outer compartments and are not interchangeable.
See section F for Hubbell iSTATION modules.

Outer Sub-Plates

Description		Catalog No.
Blank cover plate		**S1R8PSPU**
Pull through with 1" bushing opening		**S1R8PSPW**
(1) 1 unit Hubbell iSTATION opening	④	**S1R8PSPY**
Single Extron® MAAP opening		**S1R8PSPV**
Single Extron® AAP opening		**S1R8PSPX**
Dual 20A pre-wired power cubes; one circuit (Supplied with isolated ground sticker)	⑤	**S1R8PSPZ**

8" Accessories

Description	Catalog No.
Pre-pour tube, includes hardware	**S1R8PPT***
Abandonment plate, black finish	**S1R8ADMTBK**
Low voltage replacement divider	**S1R8DIV**
Power junction box, 27.0 cubic inches; (1) ¾" and (1) 1" EMT connector	**S1FRPTJB**

**Not UL Listed*

Replacement Fitting Box

Description		Catalog No.
(1) 1" and (1) 1½" EMT	⑦	**S1R8JNC1**
(2) 1" EMTs		**S1R8JNC2**
(1) 2" EMT		**S1R8JNC3**
(3) 1" EMTs		**S1R8JNC4**
(1) 1½" and (1) 1¼" EMT		**S1R8JNC5**
(2) 1¼" EMTs		**S1R8JNC6**
(1) ¾" and (2) 1" EMTs		**S1R8JNC7**
(1) ¾" and (1) 1¼" EMT		**S1R8JNC8**
(1) ¾" and (2) 1¼" EMTs		**S1R8JNC9**
(1) 1¼" and (1) 2" EMT		**S1R8JNC10**
(1) 1½" and (1) 2" EMT		**S1R8JNC11**
(3) 1¼" EMTs		**S1R8JNC12**

ScrubShield®
Complies with UL514 A & C

Extron is a registered trademark of Extron Electronics. Crestron is a registered trademark of Crestron Electronics, Inc. FSR is a registered trademark of FSR Inc.

Features

- Step down installation
- Maintains concrete floor fire rating up to two hours
- Junction box standard
- Includes (1) 2" data/AV EMT and (1) ¾" power EMT
- For use in the City of Chicago applications, junction box is NOT included
- Features ScrubShield® technology that exceeds UL514A scrubwater exclusion requirements





①



②

6" Fire-Rated Poke-Throughs

Description		Catalog No.
6" Fire-Rated Poke-Through	①	**S1R6PTFIT**
6" Fire-Rated Poke-Through; for use in the City of Chicago	②	**S1R6PTFITCHI**

ScrubShield®
Complies with UL514 A & C

Hubbell SystemOne 6" Recessed Sub Plates

HUBBELL DELIVERY



60/40 Device Plate Combination

- Allows for up to twelve data/AV jacks plus a 20A duplex receptacle
- Two plates which can be wired independently

50/50 Device Plate Combination

- Allows for up to eight Hubbell data jacks plus two 20A duplex receptacles
- Two plates which can be wired independently



① ② ③ ④ ⑤ ⑥ ⑦

Left 60% Sub-Plates

Description		Catalog No.
(1) Style Line® decorator, (2) Extron® MAAP openings[1]	①	**S1R6SPV**
(2) Style Line decorator openings[1]		**S1R6SPW**
(1) Style Line decorator, (2) Extron AAP openings[1]		**S1R6SPX**
(1) Style Line decorator, (2) 1.5 unit Hubbell iSTATION openings[1,2]		**S1R6SPY**
(6) Extron MAAP openings[1]		**S1R6SPT**
(2) Extron MAAP, (2) Extron AAP openings[1]		**S1R6SPU**

Right 40% Sub-Plates

Description		Catalog No.
(2) 20A pre-wired receptacles; 16" lead; one circuit (Supplied with isolated ground sticker)		**S1R6SPZ**
(2) 20A pre-wired receptacles; 25 foot lead; one circuit (Supplied with isolated ground sticker)	③	**S1R6SPZ25**
(2) 20A pre-wired receptacles; 16" lead; one circuit (supplied with isolated ground sticker); marked with " ⏻ Controlled"		**S1R6SPZC**

6" Accessories

Description			Catalog No.
Pre-pour tube, including hardware	⑥		**S1R6PPT***
Abandonment plate, black finish			**S1R6ADMTBK**
Low voltage replacement divider			**S1R6DIV**
Power junction box, 27.0 cubic inches; (1) ¾" and (1) 1" EMT connector			**S1FRPTJB**
4 11/16" power junction box with cover and fittings; (1) 2" and (1) 1¼" EMT connector			**S1FRPTJB2**
Replacement plugs	Aluminum	**S1RPLUG2ALU**	**S1RPLUG075ALU**
	Black	**S1RPLUG2BLK**	**S1RPLUG075BLK**
	Brass	**S1RPLUG2BRS**	**S1RPLUG075BRS**
	Bronze	**S1RPLUG2BRZ**	**S1RPLUG075BRZ**
	Nickel	**S1RPLUG2NKL**	**S1RPLUG075NKL**

**Not UL Listed*

Left 50% Sub-Plates

Description	Catalog No.
(3) Extron® AAP openings	**S1R6SPA**
(5) Extron MAAP openings	**S1R6SPC**
(1) Style Line Decorator, (2) Hubbell keystone openings[1]	**S1R6SPE**
(3) Extron MAAP, (2) Hubbell keystone jack openings	**S1R6SPL**
Blank cover plate	**S1R6SPB**
(4) 1 unit Hubbell iSTATION openings[2]	**S1R6SPD**
(2) 1.5 unit Hubbell iSTATION openings[2]	**S1R6SPF**
(1) Style Line® decorator opening	**S1R6SPM**
(1) Decorator opening and (2) Ortronics® TracJack® openings	**S1R6SPN**
(2) Jack openings and (4) Jack KOs with Label Field	**S1R6SP6DJ**

Right 50% Sub-Plates

Description		Catalog No.
(1)1.60" opening for 20A and 30A Twist-Lock®		**S1R6SPG**
(1) Duplex device opening	④	**S1R6SPI**
(1) Style Line® decorator device opening		**S1R6SPK**
(4) 20A pre-wired receptacles; 16" leads; one or two circuits (Supplied with isolated ground sticker)	⑤	**S1R6SPH**
(1) 1.4" opening for simplex or 15A Twist-Lock		**S1R6SPJ**

Recessed 6" Covers

6" FRPT cover assembled unit includes solid cast aluminum construction, carpet gasket and mounting hardware.

Description		Catalog No.	Furniture Feed Option
Brushed Aluminum		**S1R6CVRALU**	**S1R6FFCVRALU**
Black Powder Coat	⑦	**S1R6CVRBLK**	**S1R6FFCVRBLK**
Brushed Brass Plated		**S1R6CVRBRS**	**S1R6FFCVRBRS**
Antique Bronze Plated		**S1R6CVRBRZ**	**S1R6FFCVRBRZ**
Gray Powder Coat		**S1R6CVRGRY**	**S1R6FFCVRGRY**
Satin Nickel Plated		**S1R6CVRNKL**	**S1R6FFCVRNKL**

Note: Cover Load Rating: 1,000lb with 2x safety factor; load applied through a 3" (76mm) dia. mandrel at center of cover; rated for static loads only

[1]*Sub-plates may only be used for Data/AV. Do not mix with power devices.*
[2]*See section F for Hubbell iSTATION modules.*
Note: Sub-plates can not be rotated to create additional layouts. When assembled, sub-plates can not overlap. Custom plates available upon request and may be subject to minimum order quantity.

Extron is a registered trademark of Extron Electronics. Crestron is a registered trademark of Crestron Electronics, Inc. FSR is a registered trademark of FSR Inc.

ScrubShield® Complies with UL514 A & C

SystemOne 4" Recessed Fire-Rated Poke-Through Kits for Concrete

Features

- Step down installation
- Maintains concrete floor fire rating up to two hours
- Junction box standard
- (1) ¾ inch conduit for power and (2) ½ inch conduits for low voltage
- For use in the City of Chicago applications, junction box is NOT included
- Features ScrubShield® technology that exceeds UL514A scrubwater exclusion requirements



Pre-Wired, 4" Quad Receptacle Kit, Power Only, Fire-Rated Poke-Through

	Finish	Catalog No.
Kits include: • (1) Hubbell SystemOne 4" recessed floor fitting (S1R4PTFIT) • (1) pre-wired quad receptacle with mounting plate (S1R4SPQUAD) • (1) Hubbell SystemOne 4" recessed activation cover (S1R4CVRxx) • (1) junction box (S1FRPTJB)	Brushed Aluminum	**S1R4PTQUADALU**
	Black Powder Coat	**S1R4PTQUADBLK**
	Brushed Brass Plated	**S1R4PTQUADBRS**
	Antique Bronze Plated	**S1R4PTQUADBRZ**
	Gray Powder Coat	**S1R4PTQUADGRY**
	Satin Nickel Plated	**S1R4PTQUADNKL**



4" Fire-Rated Poke-Through Kits

	Finish	Catalog No.
Kits include: • (1) Hubbell SystemOne 4" recessed floor fitting (S1R4PTFIT) • (1) Hubbell SystemOne 4" recessed activation cover (S1R4CVRxx) • (1) junction box (S1FRPTJB)	Brushed Aluminum	**S1R4PTALU**
	Black Powder Coat	**S1R4PTBLK**
	Brushed Brass Plated	**S1R4PTBRS**
	Antique Bronze Plated	**S1R4PTBRZ**
	Gray Powder Coat	**S1R4PTGRY**
	Satin Nickel Plated	**S1R4PTNKL**

Note: xx indicates finish options



4" Fire-Rated Poke-Throughs

Description	Catalog No.
4" FRPT includes: junction box and low voltage dividers	**S1R4PTFIT**
4" FRPT includes: low voltage dividers (junction box *NOT* included)	**S1R4PTFITCHI**
4" FRPT includes: quad sub-plate and junction box	**S1R4PTQUAD**

Note: See page R38 for sub-plates and accessories.



Recessed 4" Covers

Single fold under cable egress door; unit includes solid cast aluminum construction, carpet gasket and mounting hardware



Cover Finish	Catalog Number
Brushed Aluminum	**S1R4CVRALU**
Black Powder Coat	**S1R4CVRBLK**
Brushed Brass Plated	**S1R4CVRBRS**
Antique Bronze Plated	**S1R4CVRBRZ**
Gray Powder Coat	**S1R4CVRGRY**
Satin Nickel Plated	**S1R4CVRNKL**

Note: Cover Load Rating is 1,000lb with 2x safety factor; load applied through a 3" (76mm) diameter mandrel at the center of the cover; rated for static loads only

ScrubShield®
Complies with UL514 A & C



Features

- The 4 Inch recessed cover is available in a number of durable, yet beautiful finishes to match any décor.
- The flange height of 0.15 inch exceeds ADA requirements and suitable for use on any floor finish.
- All covers are UL514A, scrubwater compliant

Device Mounting Plates

Description/Catalog No.	Sub-plate	Description/Catalog No.	Sub-plate	Description/Catalog Number	Sub-plate
2X2 Sub-plate with (1) Style Line® decorator device opening and (2) keystone jack openings **S1R4SP2X2STYLE**		(1) Style Line® decorator device opening for power or datacom applications **S1R4SPSTYLE**		2X2 Sub-plate with (1) Style Line® decorator device opening and (2) Ortronics® TracJack® openings **S1R4SP2X2STYLETJ**	
2X2 Sub-plate with (1) duplex device opening and (2) keystone jack openings **S1R4SP2X2DUPLEX**		(1) Duplex device opening for power or datacom applications **S1R4SPDUPLEX**		2X2 Sub-plate with (1) duplex device opening and (2) Ortronics® TracJack® openings **S1R4SP2X2DUPLEXTJ**	
(4) Single 20A receptacles. Can be wired as single or two circuit with isolated ground capability, 12" wire leads **S1R4SPQUAD**		(1) 1.60" opening for 20A or 30A Twist-Lock® receptacle **S1R4SPTWIST**		(1) 1.40" opening for simplex receptacle **S1R4SPSIMPLEX**	

Note: See Section B for data jacks and frames.



①



②



③



④

4" Accessories

Description		Catalog No.
Pre-pour tube, includes hardware	①	**S1R4PPT***
Abandonment plate, Black finish	②	**S1R4FRPTADMTBK**
Low voltage replacement divider	③	**S1R4DIV**
FRPT junction box	④	**S1FRPTJB**

**Not UL Listed*

TracJack, Series II and Ortronics are registered trademarks of Ortronics/Legrand.



Pre-Wired 8" Fire-Rated Poke-Through

Kit includes:
- (1) Hubbell SystemOne 8" floor fitting (S1R8PTFIT1)
- (4) 20A, pre-wired receptacles, 18" wire lead, two pieces (S1R8PSPZ)
- (1) Fitting connection box with 1" and 1½" EMT stubs (S1R8JNC1)
- (1) 8" flange and universal cover assembly (S1R8CVRxx)

Receptacles feature single circuit wiring

Finish	Catalog No.
Brushed Aluminum	**S1R8PTZZ1ALU**
Black Powder Coat	**S1R8PTZZ1BLK**
Brushed Brass Plated	**S1R8PTZZ1BRS**
Antique Bronze Plated	**S1R8PTZZ1BRZ**
Gray Powder Coat	**S1R8PTZZ1GRY**
Satin Nickel Plated	**S1R8PTZZ1NKL**

8" Fire-Rated Poke-Through

Kit includes:
- (1) Hubbell SystemOne 8" floor fitting (S1R8PTFIT1)
- (1) Fitting connection box with 1" and 1½" EMT stubs (S1R8JNC1)
- (1) 8" flange and universal cover assembly (S1R8CVRxx)

Brushed Aluminum	**S1R8PT1ALU**
Black Powder Coat	**S1R8PT1BLK**
Brushed Brass Plated	**S1R8PT1BRS**
Antique Bronze Plated	**S1R8PT1BRZ**
Gray Powder Coat	**S1R8PT1GRY**
Satin Nickel Plated	**S1R8PT1NKL**



Pre-Wired 8" Fire-Rated Poke-Through

Kit includes:
- (1) Hubbell SystemOne 8" floor fitting (S1R8PTFIT2)
- (4) 20A, pre-wired receptacles, 18" wire lead, two pieces (S1R8PSPZ)
- (1) Fitting connection box with (2) 1" EMT stubs (S1R8JNC2)
- (1) 8" flange and universal cover assembly (S1R8CVRxx)

Receptacles feature single circuit wiring

Brushed Aluminum	**S1R8PTZZ2ALU**
Black Powder Coat	**S1R8PTZZ2BLK**
Brushed Brass Plated	**S1R8PTZZ2BRS**
Antique Bronze Plated	**S1R8PTZZ2BRZ**
Gray Powder Coat	**S1R8PTZZ2GRY**
Satin Nickel Plated	**S1R8PTZZ2NKL**

8" Fire-Rated Poke-Through

Kit includes:
- (1) Hubbell SystemOne 8" floor fitting (S1R8PTFIT2)
- (1) Fitting connection box with (2) 1" EMT stubs (S1R8JNC2)
- (1) 8" flange and universal cover assembly (S1R8CVRxx)

Brushed Aluminum	**S1R8PT2ALU**
Black Powder Coat	**S1R8PT2BLK**
Brushed Brass Plated	**S1R8PT2BRS**
Antique Bronze Plated	**S1R8PT2BRZ**
Gray Powder Coat	**S1R8PT2GRY**
Satin Nickel Plated	**S1R8PT2NKL**



Pre-Wired 8" Fire-Rated Poke-Through for Data AV

Kit includes:
- (1) Hubbell SystemOne 8" floor fitting (S1R8PTFIT3)
- (4) 20A, pre-wired receptacles, 18" wire lead, two pieces (S1R8PSPZ)
- (1) Fitting connection box with one 2" EMT stubs (S1R8JNC3)
- (1) 8" flange and universal cover assembly (S1R8CVRxx)

Receptacles feature single circuit wiring

Brushed Aluminum	**S1R8PTZZ3ALU**
Black Powder Coat	**S1R8PTZZ3BLK**
Brushed Brass Plated	**S1R8PTZZ3BRS**
Antique Bronze Plated	**S1R8PTZZ3BRZ**
Gray Powder Coat	**S1R8PTZZ3GRY**
Satin Nickel Plated	**S1R8PTZZ3NKL**

8" Fire-Rated Poke-Through

Kit includes:
- (1) Hubbell SystemOne 8" floor fitting (S1R8PTFIT3)
- (1) Fitting connection box with (1) 2" EMT stubs (S1R8JNC3)
- (1) 8" flange and universal cover assembly (S1R8CVRxx)

Brushed Aluminum	**S1R8PT3ALU**
Black Powder Coat	**S1R8PT3BLK**
Brushed Brass Plated	**S1R8PT3BRS**
Antique Bronze Plated	**S1R8PT3BRZ**
Gray Powder Coat	**S1R8PT3GRY**
Satin Nickel Plated	**S1R8PT3NKL**

Note: xx indicates finish options.

ScrubShield®
Complies with UL514 A & C



Pre-Wired 60/40 Split 6" FRPT for Data AV

Kit includes:
- (1) Hubbell SystemOne 6" floor fitting (S1R6PTFIT)
- (2) decorator opening sub-plate (S1R6SPW)
- (2) 20A, pre-wired receptacle with 18" wire leads (S1R6SPZ)
- (1) 6" flange and universal cover assembly (S1R6CVRxx)

Receptacles feature single circuit wiring.

Finish	Catalog No.
Brushed Aluminum	**S1R6PTWZALU**
Black Powder Coat	**S1R6PTWZBLK**
Brushed Brass Plated	**S1R6PTWZBRS**
Antique Bronze Plated	**S1R6PTWZBRZ**
Gray Powder Coat	**S1R6PTWZGRY**
Satin Nickel Plated	**S1R6PTWZNKL**



Pre-Wired 50/50 Split 6" Fire-Rated Poke-Through for Data AV

Kit includes:
- (1) Hubbell SystemOne 6" floor fitting (S1R6PTFIT)
- (4) 1 unit Hubbell iSTATION openings (S1R6SPD)
- (1) decorator opening and (2) keystone openings (S1R6SPE)
- (4) 20A, pre-wired receptacles (S1R6SPH)
- (1) 6" flange and universal cover assembly (S1R6CVRxx)

Opening architecture keystone openings accept Hubbell modular jacks and many others. Receptacles feature single or two circuit wiring and isolated ground capability.

Brushed Aluminum	**S1R6PTDEHALU**
Black Powder Coat	**S1R6PTDEHBLK**
Brushed Brass Plated	**S1R6PTDEHBRS**
Antique Bronze Plated	**S1R6PTDEHBRZ**
Gray Powder Coat	**S1R6PTDEHGRY**
Satin Nickel Plated	**S1R6PTDEHNKL**



Pre-Wired 50/50 Split 6" Fire-Rated Poke-Through for Third Party Devices

Kit includes:
- (1) Hubbell SystemOne 6" floor fitting (S1R6PTFIT)
- (3) Extron® AAP openings (S1R6SPA)
- (5) Extron® MAPP openings (S1R6SPC)
- (1) decorator opening and (2) Hubbell keystone openings (S1R6SPE)
- (4) 20A, pre-wired receptacles (S1R6SPH)
- (1) 6" flange and universal cover assembly (S1R6CVRxx)

Opening architecture Keystone openings accept Hubbell modular jacks and many others. Receptacles feature single or two circuit wiring and isolated ground capability.

Brushed Aluminum	**S1R6PTACEHALU**
Black Powder Coat	**S1R6PTACEHBLK**
Brushed Brass Plated	**S1R6PTACEHBRS**
Antique Bronze Plated	**S1R6PTACEHBRZ**
Gray Powder Coat	**S1R6PTACEHGRY**
Satin Nickel Plated	**S1R6PTACEHNKL**

6" Fire-Rated Poke-Through with Finished Cover

Kit includes:
- (1) Hubbell SystemOne 6" floor fitting (S1R6PTFIT)
- (1) 6" flange and universal cover assembly (S1R6CVRxx)

Brushed Aluminum	**S1R6PTALU**
Black Powder Coat	**S1R6PTBLK**
Brushed Brass Plated	**S1R6PTBRS**
Antique Bronze Plated	**S1R6PTBRZ**
Gray Powder Coat	**S1R6PTGRY**
Satin Nickel Plated	**S1R6PTNKL**



6" Fire-Rated Poke-Through for Furniture Feed Applications

Kit includes:
- (1) Hubbell SystemOne 6" floor fitting (S1R6PTFIT)
- (1) 6" furniture feed flange and cover assembly (S1R6FFCVRxx)
- (1) 2" conduit fitting (S1RFFFIT2)
- (1) ¾" conduit fitting (S1RFFFIT075)

Brushed Aluminum	**S1R6PTFFALU**
Black Powder Coat	**S1R6PTFFBLK**
Brushed Brass Plated	**S1R6PTFFBRS**
Antique Bronze Plated	**S1R6PTFFBRZ**
Gray Powder Coat	**S1R6PTFFGRY**
Satin Nickel Plated	**S1R6PTFFNKL**

Note: xx indicates finish options.
Extron is a registered trademark of Extron Electronics.

ScrubShield®
Complies with UL514 A & C

SystemOne 4" One-Piece Fire-Rated Poke-Throughs for Concrete



AV Inspired Fire-Rated Poke-Through

The Hubbell S1PTAVxxx offers an industry leading 1½" data/AV EMT and ¾" power EMT to maximize use of the 4" core hole.



Multiple Sub-Plates

Allow for use of most standard and third party devices.



Fire Rating

Fire barrier expands during fire conditions to maintain the floor's fire rating up to four hours.



Unique Cover Design

Durable cast aluminum construction available in black, gray, brass, aluminum and ivory powder coat finishes.

Specifications

- UL installation spacing: minimum two feet on center, not more than one per 65 square feet of floor area in each span
- Hubbell SystemOne Fire-Rated Poke-Throughs are approved for use in the City of Chicago
- Meets ADA standards for accessible design, section 4.3.8

Design Applications

For data centers, education, cafeterias, commercial office space, retail, etc.









For technical files, including BIM models, CAD files and Customer drawings, visit www.hubbell.com/hubbellpremisewiring/en under Resources > Technical.

ScrubShield®
Complies with UL514 A & C

Hubbell SystemOne 4-Inch Core Hole One-Piece Poke-Throughs

All Hubbell SystemOne 4-inch core, one-piece poke-throughs include the sub-plate and cover to simplify your order and reduce installation time. Units are also available with a power junction box installed. The junction box is also available for purchase separately.



①



②



③



④

One-Piece 4X4 Poke-Through

Description	Color		Without Junction Box	With Junction Box*
Assembled unit includes: • Hubbell SystemOne 4X4 floor fitting (S1PT4X4FIT) • 4X4 sub-plate (S1SP4X4) • Finish flange and universal carpet cover assembly (S1CFCxx) • 4-hour fire classification Keystone openings accept Hubbell modular jacks, X-END connectors and flush multimedia Snap Fit connectors. Receptacles feature single or two circuit wiring and isolated ground capability.	Aluminum Finish Brass Finish Black/Brass Finish Black Gray	①	**S1PT4X4AL** **S1PT4X4BRS** **S1PT4X4BRS3** **S1PT4X4BL** **S1PT4X4GY**	**S1PT4X4ALJ** **S1PT4X4BRSJ** **S1PT4X4BRS3J** **S1PT4X4BLJ** **S1PT4X4GYJ**



One-Piece Dual Style Line® Decorator Poke-Through

Assembled unit includes: • Hubbell SystemOne dual channel floor fitting (S1PTFIT) • Dual Style Line Decorator opening sub-plate (S1SP) • Finish flange and universal carpet cover assembly (S1CFCxx) • 4-hour fire classification Style Line Decorator openings accept two Style Line Decorator or one surge or GFCI receptacle and one Style Line Decorator receptacle. Outlet frames can be used to convert the application to a 6-port multi-service or a 12-port all communication solution. Fitting is 4-hr rated at 100% fill to accommodate (12) Cat 6A cables (0.330" diameter).	Aluminum Finish Brass Finish Black Gray	②	**S1PTAL** **S1PTBRS** **S1PTBL** **S1PTGY**	**S1PTALJ** **S1PTBRSJ** **S1PTBLJ** **S1PTGYJ**



One-Piece Modular AV Poke-Through

Assembled unit includes: • Hubbell SystemOne AV floor fitting (S1PTAVFIT) • 20A, 125V power and 3-unit Hubbell iSTATION sub-plate (S1SP3IM) • Finish flange and universal carpet cover assembly S1CFCxx) • 4-hour fire classification The Hubbell iSTATION recessed opening can accommodate datAVoice/audio and video solutions including 15-pin VGA, RCA, S-Video, 3.5mm stereo, X-END, HDMI and XLR microphone jacks.	Aluminum Finish Brass Finish Black Gray	③	**S1PT3IMAL** **S1PT3IMBRS** **S1PT3IMBL** **S1PT3IMGY**	**S1PT3IMALJ** **S1PT3IMBRSJ** **S1PT3IMBLJ** **S1PT3IMGYJ**



One-Piece Furniture Feed Poke-Through

Assembled unit includes: • Hubbell SystemOne AV floor fitting (S1PTAVFIT) • Hubbell SystemOne Furniture Feed Cover Plate (S1SPFFxx) • 4-hour fire classification This solution provides (1) ¾" conduit for power and (1) 1½" conduit for low-voltage; furnished with two screw-in flexible metal conduit connectors	Aluminum Finish Brass Finish Black Gray	④	**S1PTFFAL** **S1PTFFBRS** **S1PTFFBL** **S1PTFFGY**	**S1PTFFALJ** **S1PTFFBRSJ** **S1PTFFBLJ** **S1PTFFGYJ**



**Junction box factory installed on through floor fitting*

ScrubShield®
Complies with UL514 A & C

Hubbell SystemOne 4" Through Floor Fittings for Concrete



①



②



③

Hubbell SystemOne 4-Inch Core Hole, Three-Piece Units

4X4 Through Floor Fitting

Description	Without Junction Box		With Junction Box*
Through floor fitting with two ¾" E.M.T. for communications and one ¾" E.M.T. for power. For use with Hubbell SystemOne universal covers and S1SP4X4 and S1SPTL series sub-plates only. Universal cover and sub-plate ordered separately. 4-hour fire classification.	**S1PT4X4FIT**	①	**S1PT4X4FITJ**

Dual Channel Through Floor Fitting

Through floor fitting with two 1" E.M.T. conduit stems to feed power and/or communication services. For use with Hubbell SystemOne universal covers and all Hubbell sub-plates except S1SP4X4 and S1SPTL series. Universal cover and sub-plate ordered separately. 4-hour fire classification.	**S1PTFIT**	②	**S1PTFITJ**

AV Through Floor Fitting

Through floor fitting with one ¾" E.M.T. conduit stem for power and one 1½" E.M.T. conduit stem for communication services. Ideal for demanding, high capacity audio/video and data requirements. For use with Hubbell SystemOne universal covers and all Hubbell sub-plates except S1SP4X4 and S1SPTL series. Universal cover and sub-plate ordered separately. 4-hour fire classification.	**S1PTAVFIT**	③	**S1PTAVFITJ**

**Junction box factory installed on through floor fitting.*



④



⑤



⑥



⑦



⑧

Hubbell SystemOne Universal Covers

Color		Carpet Catalog No.		Tile Catalog No.
Aluminum Finish	④	**S1CFCAL**	⑤	**S1TFCAL**
Brass Finish		**S1CFCBRS**		**S1TFCBRS**
Black		**S1CFCBL**		**S1TFCBL**
Gray		**S1CFCGY**		**S1TFCGY**
Ivory		**S1CFCI**		**S1TFCI**

Poke-Through Accessories

Description		Catalog No.
Abandonment plate, black	⑥	**S1AP4BL**
Abandonment plate, gray		**S1AP4GY**
Fire-rated closure plug, black	⑦	**S1FRP4BL**
Fire-rated closure plug, gray		**S1FRP4GY**
Power junction box with trade size knockouts: (1) top 1", (1) bottom ¾", (2) side ½", (1) side ¾"	⑧	**S1FRPTJB**

ScrubShield®
Complies with UL514 A & C

Description	Catalog No.
Style Line® Decorator/GFCI (2) Style Line decorator openings for power and/or datacom applications	 **S1SP**
Hubbell 4 X 4 (4) 20A, 125V receptacles, (4) keystone openings for Hubbell jacks or flush AV connectors; power can be wired as single or two circuit with isolated ground capability	 **S1SP4X4**
Provided with 15' wire leads Provided with 30' wire leads	**S1SP4X415** **S1SP4X430**
Single Receptacle + Data Opening for 20 or 30A Twist-Lock® receptacle (1.56" OD) and (2) keystone openings for Hubbell jacks or flush AV connectors	 **S1SPTL**
Hubbell DataCom + Style Line® Decorator (1) Style Line decorator opening, (2) flush keystone openings and 1.5 unit recessed Hubbell iSTATION opening for data, voice and AV applications	 **S1SPSL2IM**
Extron® or FSR + Power (1) 20A, 125V receptacle, recessed opening for (3) single Extron® MAAP series adapter plates or FSR IPS plates	 **S1SPEXT1**
Extron® AAP + Power (1) 20A, 125V receptacle, (2) flush keystone and recessed openings for (2) single Extron AAP Series adapter plates	 **S1SPEXT4**

Description	Catalog No.
Duplex/Duplex (2) duplex openings for power and/or datacom applications	 **S1SPDU**
Carpet Furniture Feed Cover/Flange* (1) ¾" and (1) 1½" NPT access holes for power and/or datacom applications; universal cover not required; includes carpet flange	
Aluminum Fin. Brass Fin. Black Gray	**S1SPFFAL** **S1SPFFBRS** **S1SPFFBL** **S1SPFFGY**
Hubbell DataCom + Power (1) 20A, 125V receptacle and 3 unit recessed Hubbell iSTATION opening for data, voice and AV applications	 **S1SP3IM**
Hubbell DataCom 1 unit flush Hubbell iSTATION opening and 3 unit recessed Hubbell iSTATION opening for data, voice and AV applications	 **S1SP4IM**
Extron® or FSR + Power (1) 20A, 125V receptacle, recessed opening for (1) single Extron MAAP and (2) single AAP series adapter plates or FSR IPS plates	 **S1SPEXT2**

Description	Catalog No.
Duplex/Style Line® Decorator (1) duplex and (1) Style Line decorator opening for power and/or datacom applications	 **S1SPDUSL**
Tile Furniture Feed Cover/Flange* (1) ¾" and (1) 1½" NPT access holes for power and/or datacom applications; universal cover not required; includes tile flange	
Aluminum Fin. Brass Fin. Black Gray	**S1SPFFTAL** **S1SPFFTBRS** **S1SPFFTBL** **S1SPFFTGY**
Hubbell DataCom + Duplex (1) duplex opening, (2) flush keystone openings and 1.5 unit recessed Hubbell iSTATION opening for data, voice and AV applications	 **S1SPDU2IM**
Active Multimedia + Power Single 20A, 125V receptacle, (2) flush keystone openings, (1) rectangular Style Line® decorator opening to accommodate active multimedia modules or low voltage outlet frames	 **S1SPAMM20**
Extron® or FSR Single-Service Recessed opening for (2) single Extron MAAP and (2) single AAP series adapter plates or FSR IPS plates	 **S1SPEXT3**

**Furnished with two screw-in flexible metal conduit connectors. See Section F for complete offering of Hubbell jacks and frames.*
See page R16 for FRPT Configuration Chart.


① 
② 
③ 
④

Sub-Plate Accessories

Replacement threaded conduit plugs

Description	Aluminum Finish	Brass Finish	Color	Black	Gray
1½" plug	**S1FP15AL**	**S1FP15BRS**	①	**S1FP15BL**	**S1FP15GY**
¾" plug	**S1FP34AL**	**S1FP34BRS**	②	**S1FP34BL**	**S1FP34GY**

See R2 for colors/finishes; Use with S1SPFFxx and S1SPFFTxx only; Sub-plate supplied with plugs

Decorator Frames

Color		Catalog No.
Blank Style Line®, Black	③	**NS620BK**
2-Port, Style Line, Black		**ISF2BK**
4-Port, Style Line, Black	④	**ISF4BK**
6-Port, Style Line, Black		**ISF6BK**

ScrubShield®
Complies with UL514 A & C

Extron is a registered trademark of Extron Electronics.

Approved for use in the City of Chicago *(Except S1PFB)*

Sub-Plates			Floor Boxes*				4" Core Hole Fire-Rated Poke-Throughs		
			Non-Metallic	Metal					
			 **S1PFB**	 **S1CFB**	 **S1SFB**	 **S1SFBAV**	 **S1PTFIT**	 **S1PT4X4FIT**	 **S1PTAVFIT**
S1SP	Style Line® Decorator/GFCI		3	3.5	3.5	3.5	✓+ (Single-Service)	✗	✓ (Multi-Service)
S1SPDU	Duplex/Duplex		3	3.5	3.5	3.5	✓+ (Single-Service)	✗	✓ (Multi-Service)
S1SPDUSL	Duplex/Style Line® Decorator		3	3.5	3.5	3.5	✓+ (Single-Service)	✗	✓ (Multi-Service)
S1SP4X4	Hubbell 4X4		4	4	4	4	✗	✓+	✗
S1SPTL	Twist-Lock® Receptacle + Data		4	4	4	4	✗	✓+	✗
S1SP3IM	Hubbell DataCom + Power		5	5	5	5	✓	✗	✓+
S1SP4IM	Hubbell DataCom		3.5	3.5	3.5	3.5	✓	✗	✓+
S1SPDU2IM	Hubbell DataCom + Duplex		5	5	5	5	✓	✗	✓+
S1SPSL2IM	Hubbell DataCom + Style Line® Decorator		5	5	5	5	✓	✗	✓+
S1SPFFxx (Carpet) **S1SPFFTxx** (Tile)	Furniture Feed Cover/Flange (Replace **xx** with **BRS** (Brass Finish), **AL** (Aluminum Finish), **BL** (Black) or **GY** (Gray)		3	3.5	3.5	3.5	✓	✗	✓+
S1SPEXT1	Extron® or FSR® MAAP + Power		4	4	4	4	✓	✗	✓+
S1SPEXT2	Extron® or FSR® AAP/ MAAP + Power		4	4	4	4	✓	✗	✓+
S1SPEXT3	Extron or FSR® Datacom		4.5	4.5	4.5	4.5	✓	✗	✓+
S1SPEXT4	Extron or FSR® AAP + Flush Keystone + Power		4	4	4	4	✓	✗	✓+
S1SPAMM20	Active Multimedia + Flush Keystone + Power		5	5	5	5	✓	✗	✓+
S1CFCxx SystemOne Carpet Cover	Hubbell SystemOne Floor Boxes and FRPTs use SystemOne Universal Covers (Replace xx with **BRS** (Brass Finish), **AL** (Aluminum Finish), **BL** (Black), **GY** (Gray) or **I** (Ivory)		— *Signifies minimum depth of concrete pour in inches for Hubbell SystemOne Floor Boxes.*				✓+ Recommended Floor Fitting	✓ Alternative Floor Fitting	✗ Not Compatible
S1TFCxx SystemOne Tile Cover			*Extron® is a registered trademark of Extron Electronics.* *FSR® is a registered trademark of FSR, Inc.*						



Requires unique box shown below

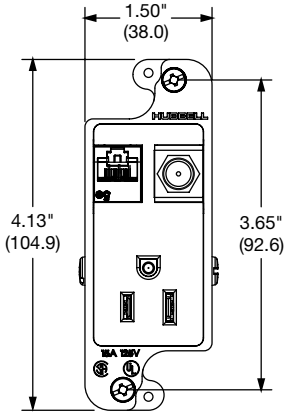

Patented
JLOAD provides low voltage and power in the same frame

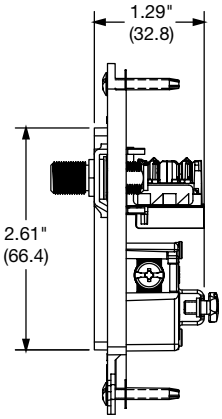

Specifications

- UL Listed tamper-resistant receptacle
- Unique mounting strap for use with RI600 box
- Minimum spacing for power and low voltage
- RoHS compliant


①


②


③

JLOAD® Multimedia Outlet

Description	Color	15A 125V NEMA 5-15R UL/CSA		20A 125V NEMA 5-20R UL/CSA
JLOAD multimedia outlet, specifically designed to provide power, Category 5e and coaxial in a single gang box; requires JLOAD multimedia box RJ600; perfect for HDTV and computer use where a combination of power and data are needed; includes decorator frame, (1) Category 5e, (1) F-connector and (1) power receptacle 125V with voltage divider	Black	**RJ650BKTR**		**RJ620BKTR**
	Gray	**RJ650GYTR**		**RJ620GYTR**
	Ivory	**RJ650ITR**		**RJ620ITR**
	Light Almond	**RJ650LATR**		**RJ620LATR**
	White	**RJ650WTR**	①	**RJ620WTR**
JLOAD multimedia outlet, includes decorator frame with two open ports for custom configuration and one power receptacle 125V with voltage divider	Black	**RJ65BKTR**		**RJ62BKTR**
	Gray	**RJ65GYTR**		**RJ62GYTR**
	Ivory	**RJ65ITR**		**RJ62ITR**
	Light Almond	**RJ65LATR**		**RJ62LATR**
	White	**RJ65WTR**	②	**RJ62WTR**
JLOAD multimedia box, 3" deep with seven ½" knockouts, non-metallic sheathed cable clamps on each side; screw in mounting to stud; divider provided with JLOAD outlet	Steel	**RJ600**	③	**RJ600**



①



② ③



④



⑤



⑥

Three Service Aluminum Service Poles

Description	Color		10' 2" (3.10m)	12' 2" (3.71m)	15' 2" (4.62m)
(2) 20A 125V Style Line® duplex receptacles; one circuit	Black		**HBLPP10BK**	**HBLPP12BK**	**HBLPP15BK**
	Gray		**HBLPP10A**	**HBLPP12A**	**HBLPP15A**
	Ivory	①	**HBLPP10AI**	**HBLPP12AI**	**HBLPP15AI**
	Office White		**HBLPP10OW**	**HBLPP12OW**	**HBLPP15OW**
	White		**HBLPP10W**	**HBLPP12W**	**HBLPP15W**
	Clear Anod. Aluminum		**HBLPP10AAL**	**HBLPP12AAL**	**HBLPP15AAL**
(1) Orange isolated ground 20A 125V Style Line duplex receptacle; (1) 20A 125V Style Line duplex receptacle; two circuits	Black		**HBLPP10IGBK**	–	–
	Gray	②	**HBLPP10IGA**	–	–
	Ivory		**HBLPP10IGAI**	–	–
	Office White		**HBLPP10IGOW**	–	–
	White		**HBLPP10IGW**	–	–
	Clear Anod. Aluminum		**HBLPP10IGAL**	–	–
(2) Orange isolated ground 20A 125V Style Line duplex receptacles; (1) isolated ground surge suppression 20A 125V duplex receptacle; one circuit	Black		**HBLPP10SBK**	–	–
	Gray		**HBLPP10SA**	–	–
	Ivory	③	**HBLPP10SAI**	–	–
	Office White		**HBLPP10SOW**	–	–
	White		**HBLPP10SW**	–	–
	Clear Anod. Aluminum		**HBLPP10SAL**	–	–
(1) 20A 125V GFCI Self Test duplex receptacle with (2) ground fault protected 20A 125V Style Line duplex receptacles; one circuit	Black		**HBLPP10GFBK**	**HBLPP12GFBK**	**HBLPP15GFBK**
	Gray		**HBLPP10GF**	**HBLPP12GF**	**HBLPP15GF**
	Ivory		**HBLPP10GFI**	**HBLPP12GFI**	**HBLPP15GFI**
	Office White		**HBLPP10GFOW**	**HBLPP12GFOW**	**HBLPP15GFOW**
	White	④	**HBLPP10GFW**	**HBLPP12GFW**	**HBLPP15GFW**
	Clear Anod. Aluminum		**HBLPP10GFAL**	**HBLPP12GFAL**	**HBLPP15GFAL**
Blank pole; divider; (4) Style Line device knockouts	Black		**HBLPPOBK**	**HBLPPO12BK**	**HBLPPO15BK**
	Gray		**HBLPPOA**	**HBLPPO12A**	**HBLPPO15A**
	Ivory		**HBLPPOAI**	**HBLPPO12AI**	**HBLPPO15AI**
	Office White		**HBLPPOOW**	**HBLPPO12OW**	**HBLPPO15OW**
	White		**HBLPPOW**	**HBLPPO12W**	**HBLPPO15W**
	Clear Anod. Aluminum		**HBLPPOAAL**	**HBLPPO12AAL**	**HBLPPO15AAL**

Accessories

Description		Catalog No.
Adjustable T-bar assembly for mounting poles in the middle of ceiling tile	⑤	**ATB***
Replacement service pole trim kit (Office White)	⑥	**PPTRIM1***

**Not UL Listed*

Dimensions

Inches (mm)

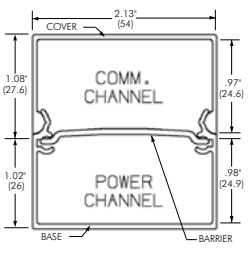

Service Pole Cross Section

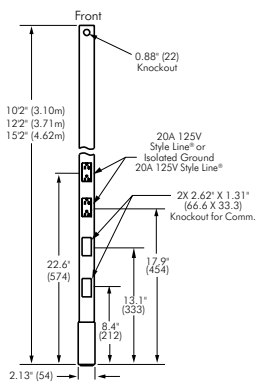

HBLPP10, HBLPP12, HBLPP15, HBLPP10IG

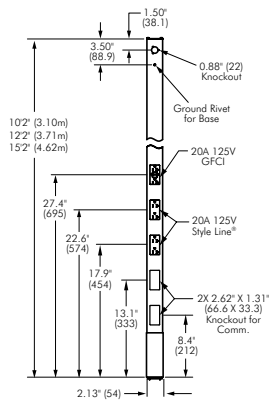

HBLPP10GF, HBLPP12GF, HBLPP15GF

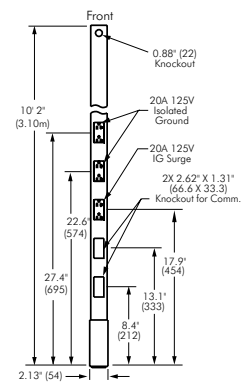

HBLPP10S

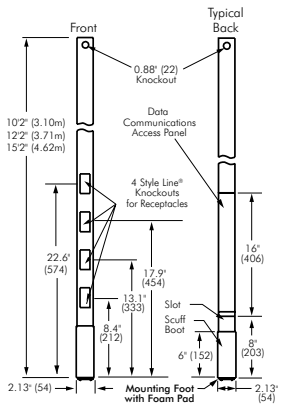

HBLPPO, HBLPPO12, HBLPPO15

Custom Poles

Using the chart below, you are able to create a custom service pole.

Position Selections		1	2	3	4	5	6	7	8	9	10	11	12	13	14
S	P	1	0	0	2	1	1	B	B	B	X	X	X	C	I

Example: **SP100211BBBXXXCI**
10 feet 02 inches, (2) rectangular Style Line® knockouts for data, (3) HBL2162 duplex receptacles, (2) circuits (first two receptacles on Circuit #1, remaining receptacles on Circuit #2), Ivory

Worksheet

Position Selections		1	2	3	4	5	6	7	8	9	10	11	12	13	14
S	P														

Position 1 and 2: Height to the nearest foot	08–22′
Position 3 and 4: Height in inches up to 11"	00–11"
Position 5, 6, 7, 8, 9, 10, 11, 12: Starting at Position 5, select datacom knockouts/device frames followed by power receptacle/power knockout options. If the service pole is power only, select receptacle options starting at Position 5. Empty positions should be filled with an "X" to designate an empty field. *Note: If power receptacles are chosen, then power knockouts may not be chosen in the same service pole.*	Data Selections 1 - Rectangular Style Line® knockout 2 - ½" NPT knockout (0.875" diameter) 3 - ¾" NPT knockout (1.109" diameter) 4 - 2-port Style Line data frame, 1-gang, 2-port voice/data frame 5 - 3-port Style Line data frame, 1-gang, 3-port voice/data frame Power Selections 6 - Rectangular Style Line knockout (for blank poles only) 7 - ½" NPT knockout (0.875" diameter, for blank poles only) 8 - ¾" NPT knockout (1.109" diameter, for blank poles only) A - 5362, 20A, 125V AC, duplex B - HBL2162, 20A, 125V AC, Style Line duplex C - IG5362, 20A, 125V AC, I.G. duplex D - IG2162, 20A, 125V AC, I.G. Style Line duplex G - HBL4700, 15A, 125V AC, Twist-Lock® duplex H - IG4700, 15A, 125V AC, I.G. Twist-Lock duplex I - IG2310, 20A, 125V AC, I.G. Twist-Lock single J - IG5361, 20A, 125V AC, I.G. single K - HBL5361, 20A, 125V AC, single L - HBL2310, 20A, 125V AC, Twist-Lock single M - HBL2610, 30A, 125V AC, Twist-Lock single N - HBL2320, 20A, 250V AC, Twist-Lock single O - HBL2620, 30A, 250V AC, Twist-Lock single Q - IG4710, 15A, 125V AC, I.G. Twist-Lock single R - HBL4710, 15A, 125V AC, Twist-Lock single S - HBL5662, 15A, 250V AC, duplex T - IG5662, 15A, 250V AC, I.G. duplex U - HBL5661, 15A, 250V AC, single V - IG5661, 15A, 250V AC, I.G. single W - HBL5462, 20A, 250V AC, duplex
Position 13: Power Circuits	Z - No circuits (should only be selected when the service poles has ONLY data and/or power knockouts) A - All devices on a single circuit B - 2 circuits, first receptacle on Circuit #1, remaining receptacles on Circuit #2 C - 2 circuits, first 2 receptacles on Circuit #1, remaining receptacles on Circuit #2 D - 2 circuits, first 3 receptacles on Circuit #1, remaining receptacles on Circuit #2 E - 2 circuits, first 4 receptacles on Circuit #1, remaining receptacles on Circuit #2 F - 2 circuits, first 5 receptacles on Circuit #1, remaining receptacles on Circuit #2 G - 2 circuits, first 6 receptacles on Circuit #1, remaining receptacles on Circuit #2 H - 2 circuits, first 7 receptacles on Circuit #1, remaining receptacles on Circuit #2
Position 14: Color	I - Ivory G - Gray W - White K - Black A - Aluminum with clear anodized finish

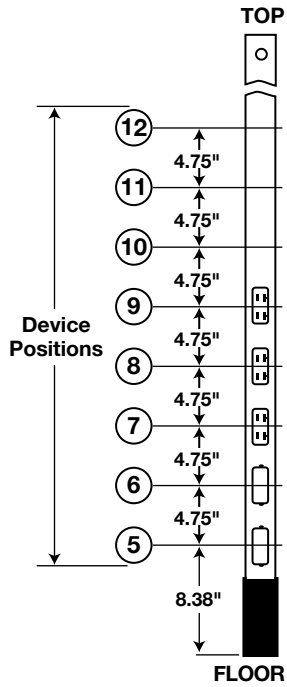



DELIVERY

Raceway

Hubbell Raceway systems have been designed to address today's data intensive applications and multimedia installations. Features include easy configurability, compliant bend radius corners and fittings, deep boxes for use with audio/video, fiber and category rated cabling and connections.











Index

Raceway Profiles, Quick Reference Guide S3
Metal Raceway S4
HBL500, HBL700 and HBL750 Series S5
HBL2000 and HBL2000A Series S11
Metal PlugTrak® Series S13
HBL2400 and HBL2400D Raceway S14
HBL2400 and HBL2400D Series S15
HBL3000 Series S19
HBL4750 Series S23
HBL6750 Series S29
Aluminum Raceway S34
HBLALU2000 Series S35
Aluminum PlugTrak® Series S37
HBLALU3800 and HBLALU4800 Series S39
HBLALU5000 and HBLALU7620 Series S43
Device Brackets and Wallplates S46
Frame Modules and Modular Connector Fittings S47
Metal/Aluminum Raceway Wire Fill Capacity Chart and Compatibility S48
Metal and Aluminum Raceway Cross Reference S49
PREMISETRAK® Non-Metallic Raceway S55
LANTRAK® Non-Metallic Raceway S57
WALLTRAK® Non-Metallic Raceway S58
BASETRAK® Non-Metallic Raceway S60
SUPER BASETRAK® Non-Metallic Raceway S62
Non-Metallic PlugTrak® S63
Non-Metallic Raceway Wallplates and Modular Connector Fittings S64
Non-Metallic Raceway Wire Fill Capacity and Compatibility S65
Pre-Wired Raceway Systems S66

Quick Reference Guide Inches (mm)

Metal Raceway

Color: Ivory, Gray or White

HBL500 Ivory/White

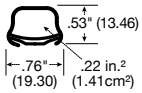

Page S5

HBL700 Ivory/White

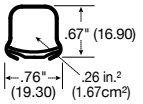

Page S5

HBL750 Ivory/White

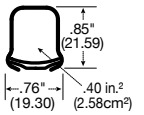

Page S5

HBL2000/A Ivory/Gray

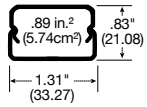

Page S11

Metal PlugTrak® Ivory/Gray

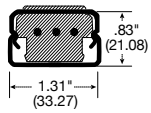

Page S13

HBL2400 Ivory

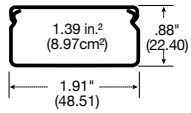

Page S15

HBL2400D Ivory

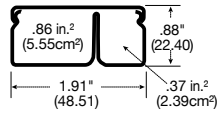

Page S15

HBL3000* Ivory/Gray

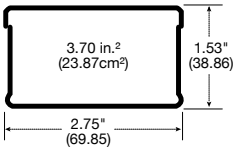

Page S19

HBL4750* Ivory/Gray

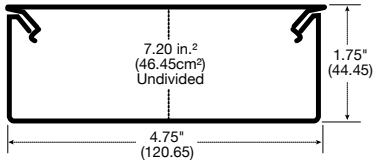

Page S23

HBL6750* Ivory/Gray

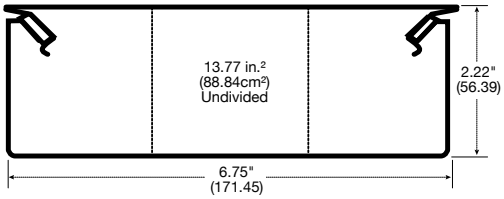

Page S29

Aluminum Raceway

Color: Satin Anodized Finish

HBLALU2000

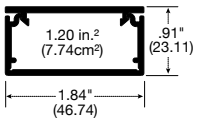

Page S35

Aluminum PlugTrak®

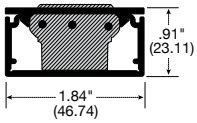

Page S37

HBLALU3800*

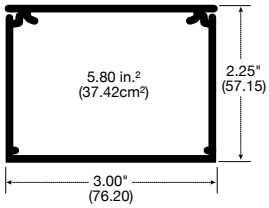

S39

HBLALU4800*

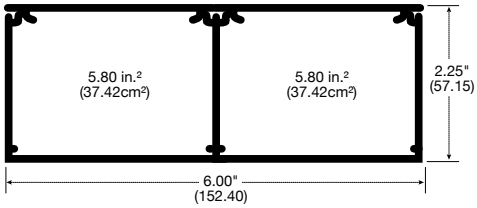

Page S40

HBLALU5000*

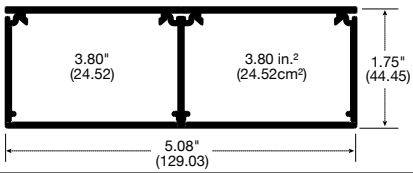

Page S43

HBLALU7620*

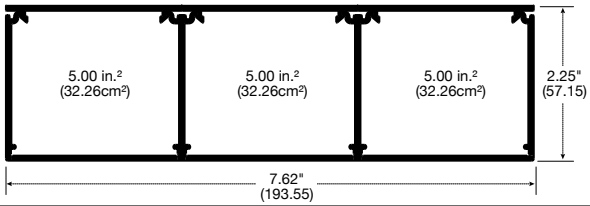

Page S44

Non-Metallic Raceway

Color: Office White, White and Black

PT1

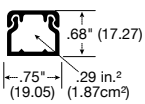

Page S55

PP1

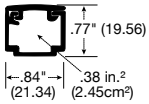

Page S56

PL1

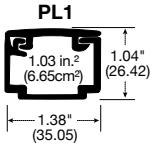

Page S57

Non-Metallic PlugTrak®

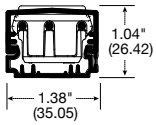

Page S63

PW1

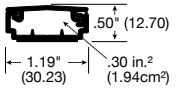

Page S58

PW2

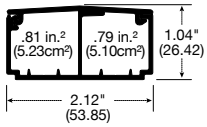

Page S59

PB2*

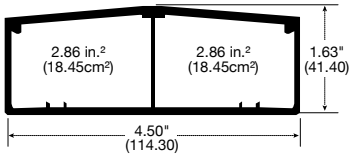

Page S60

PB3

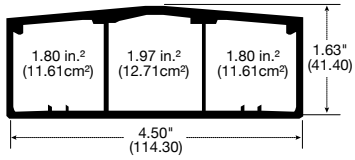

Page S61

PS3*

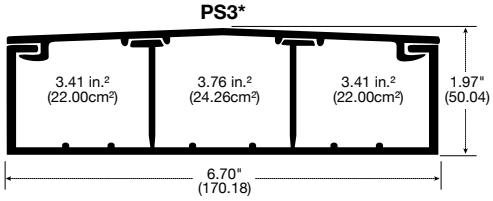

Page S62

*Available PRE-WIRED

Products at a Glance



HBL500, HBL700 and HBL750 Series

- Hubbell's exclusive HBL750 Series adds an additional profile for data and electrical applications



Innovative Box Design

- Hubbell Handi-Screw® eases installation by eliminating difficult to install long screws
- Rounded corners with no sharp edges
- One seam construction provides a clean look
- Box design allows standard wallplates to be mounted flush with virtually no perimeter profile exposed
- Full line of metal wallplates available; see Section T



Enhanced Datacom Capabilities

- Capacity for up to five Category 5e, three Category 6, or two Category 6A cables
- Available with 1½ inch (38.10mm) Category 6 and 6A bend radius fittings
- Largest single channel low profile raceway available in its class
- Ideal for datacom and oversized neutral applications



White Metal Raceway

- HBL750 Series available in white
- Full line of product
- Additional color options available for architects and interior designers



Retrofit Box for Fire Alarm Detectors

- Fits most manufacturers of audible alarm systems
- Compatible with HBL500, HBL700 and HBL750 Series metal raceway
- Available in white and ivory

HBL500, HBL700 and HBL750 Series Inches (mm)

	Description	Color	Length	HBL500 Series	HBL700 Series	HBL750 Series
HBL500, HBL700 and HBL750 Series	Base and Cover Available in 5ft (1.5m) lengths, packed 50ft (15m) per carton and 10ft (3m) lengths, packed 100ft (30m) per carton. HBL5701C coupling furnished with each length.	Ivory Ivory White	5ft 10ft 10ft	– **HBL50010IV** **HBL50010W** A: .53" (13.46) B: .76" (19.30)	– **HBL700IV** **HBL700W** A: .67" (16.90) B: .76" (19.30)	**HBL7505IV** **HBL75010IV** **HBL75010W** A: .85" (21.59) B: .76" (19.30)





	Color	1-Gang	2-Gang	3-Gang	4-Gang	5-Gang	6-Gang
Standard	Ivory White	**HBL5748IVA** **HBL5748WA** A: 4.54" (115.32) B: 2.82" (71.63) C: 1.75" (44.45)	**HBL57482IVA** **HBL57482WA** A: 4.54" (115.32) B: 4.64" (117.86) C: 1.75" (44.45)	**HBL57483IVA** **HBL57483WA** A: 4.54" (115.32) B: 6.45" (163.88) C: 1.75" (44.45)	**HBL57484IVA** – A: 4.54" (115.32) B: 8.26" (209.91) C: 1.75" (44.45)	**HBL57485IVA** – A: 4.54" (115.32) B: 10.01" (255.93) C: 1.75" (44.45)	**HBL57486IVA** – A: 4.54" (115.32) B: 11.89" (301.96) C: 1.75" (44.45)
Shallow	Ivory White	**HBL5747IVA** **HBL5747WA** A: 4.54" (115.32) B: 2.82" (71.63) C: 1.38" (35.05)	**HBL57472IVA** **HBL57472WA** A: 4.54" (115.32) B: 4.64" (117.86) C: 1.38" (35.05)	**HBL57473IVA** – A: 4.54" (115.32) B: 6.45" (163.88) C: 1.38" (35.05)	– –	– –	– –
Deep	Ivory White	**HBL5744SIVA** **HBL5744SWA** A: 4.54" (115.32) B: 2.82" (71.63) C: 2.25" (57.00)	**HBL5744S2IVA** **HBL5744S2WA** A: 4.54" (115.32) B: 4.64" (117.86) C: 2.25" (57.00)	**HBL5744S3IVA** – A: 4.54" (115.32) B: 6.45" (163.88) C: 2.25" (57.00)	– –	– –	– –
Extra Deep	Ivory White	**HBL5744IVA** **HBL5744WA** A: 4.54" (115.32) B: 2.82" (71.63) C: 2.75" (69.85)	**HBL57442IVA** **HBL57442WA** A: 4.54" (115.32) B: 4.64" (117.86) C: 2.75" (69.85)	**HBL57443IVA** – A: 4.54" (115.32) B: 6.45" (163.88) C: 2.75" (69.85)	– –	– –	– –
Base Trade Size KOs		2- ½"	1 - ½", ¾" Concentric 1 - Rectangular	3 - ½"	4 - ½"	5 - ½"	6 - ½"

Note: For datacom applications, box selection is dependent on depth of jacks; see Section B



	Description	Color	1-Gang	1-Gang Deep	1-Gang Blank	2-Gang	3-Gang
Extension Boxes	**Extension Boxes** To extend existing flush switch and receptacle boxes. Blank is used where it is desired to blank original outlet.	Ivory White	**HBL5751IVA** **HBL5751WA** A: 4.54" (115.32) B: 2.82" (71.63) C: 1.38" (35.05)	**HBL5751AIVA** **HBL5751AWA** A: 4.54" (115.32) B: 2.82" (71.63) C: 1.75" (44.45)	**HBL5760IVA** – A: 4.54" (115.32) B: 2.82" (71.63) C: 1.13" (28.70)	**HBL57512IVA** – A: 4.54" (115.32) B: 4.64" (117.86) C: 1.38" (35.05)	**HBL57513IVA** – A: 4.54" (115.32) B: 6.45" (163.88) C: 1.38" (35.05)

HBL500, HBL700 and HBL750 Series Inches (mm)

1-Gang Specialty Boxes

Description	Color	1-Gang
Low Profile Switch/Receptacle Base has ½in trade size KOs.	Ivory White	**HBL5748SIVA** **HBL5748SWA** A: 4.54" (115.32) B: 2.82" (71.63) C: 1.13" (28.70)
Combination Switch/Receptacle Connects surface runs of ½in trade size conduit, one raceway twistout each side and three raceway twistouts top and bottom.	Ivory White	**HBL5745IVA** **HBL5745WA** A: 4.54" (115.32) B: 2.82" (71.63) C: 1.75" (44.45)
Utility Box* For use as a tee, cross, pull box, junction box or blank box. Base has ½in trade size KOs.	Ivory White	**HBL57242IVA** **HBL57242WA** A: 4.12" (104.78) B: 2.00" (50.80) C: 1.39" (35.31)

2-Gang Specialty Boxes

Description	Color	2-Gang
Alarm Device Box Surface mounting of alarm devices and safety signals.	Ivory White Red	**HBL5752IVA** **–** **HBL5752RA** A: 4.54" (115.32) B: 4.64" (117.86) C: 1.38" (35.05)
Extra Deep Alarm Device Box For surface mounting of alarm devices and safety signals. Cover is 2.75in (69.85) deep.	Ivory White Red	**HBL5753IVA** **–** **HBL5753RA** A: 4.54" (115.32) B: 4.64" (117.86) C: 2.75" (69.85)
Distribution Box Twistouts permit three parallel raceway runs on each side. Cover takes devices with mounting screw centers of 2.75in (69.85), 3.5in (89.00), 4.06in (103.00) and canopy fixture not larger than 4.63in (117.00). Can be used with HBL5736IV (blank cover) to create junction box.	Ivory White	**HBL5735IVA** **–** A: 4.54" (115.32) B: 4.64" (117.86) C: 1.38" (35.05)

**Use Catalog No. HBL5791 for connecting ½in EMT to HBL5745 and HBL57242 boxes.*



Round Boxes

Description	Color	4.75 inches O.D.	5.50 inches O.D.	6.38 inches O.D
Extension Box (Open Base) For mounting on 3.25in (83.00) or 4in (102.00) round or square conduit boxes or other recessed outlets. Cover takes any device with mounting screw centers of 2.75in (69.85), 3.5in (89.00) and 4.06in (103.00).	Ivory White	**HBL5737IVA** **HBL5737WA** A: 1.02" (26.00) B: 4.75" (120.65)	**HBL5737AIVA** **HBL5737AWA** A: 1.02" (26.00) B: 5.50" (140.00)	**HBL5739AIVA** **–** A: 1.02" (26.00) B: 6.38" (162.01)
Fixture Box (Solid Base) To hang fixtures. Cover takes any device with mounting screw centers of 2.75in (69.85), 3.5in (89.00) and 4.06in (103.00). Both boxes can be used as a pull or junction box when used with HBL5736IV/W (blank cover).	Ivory White	**HBL5738IVA** **HBL5738WA** A: 1.02" (26.00) B: 4.75" (120.65)	**HBL5738AIVA** **HBL5738AWA** A: 1.02" (26.00) B: 5.50" (140.00)	**HBL5739IVA** **HBL5739WA** A: 1.02" (26.00) B: 6.38" (162.01)

Specialty Round Boxes

Description	Color	Catalog No.
Outlet Box For devices with mounting screw centers of 1.47in (37.00), 1.63in (41.00), 1.69in (44.00) or 1.84in (46.00).	Ivory White	**HBL5733IVA** **–** A: 1.02" (26.00) B: 3.00" (76.00)
Fanbox with Solid Base Cover accepts fan bracket with mounting centers of 3.2in (81.00). Rated for fans and fixtures up to 50lb.	Ivory White	**HBL5738AFIVA** **HBL5738AFWA** A: .38" (9.75) B: 4.19" (106.30)
Retrofit Box for Fire Alarm Detectors For installing round alarm sensors.	Ivory White	**HBL5739AABIVA** **HBL5739AABWA** A: 1.62" (41.15) B: 6.50" (165.10)

Round Covers

Description	Color	Catalog No.
Blank Cover For use with HBL5733IVA. Has ½in trade size KO in center.	Ivory White	**HBL5731IV** **–** A: .24" (6.10) B: 2.40" (60.96)
Blank Cover For use with HBL5735IVA, HBL5737IVA/WA, HBL5737AIVA/WA, HBL5739AIVA, HBL5738IVA/WA, HBL5738AIVA/WA and HBL5739IVA/WA. Has ½in trade size KO in center.	Ivory White	**HBL5736IV** **HBL5736W** A: .38" (9.75) B: 4.19" (106.30)

HBL500, HBL700 and HBL750 Series Inches (mm)

Elbows

Description	Color	HBL500 Series	HBL700 and HBL750 Series
Internal Elbow For inside surfaces at right angles.	Ivory White	**HBL517IV** **HBL517W** A: 3.33" (84.51) B: .58" (14.73) C: 3.33" (84.51)	**HBL717IVA** **HBL717WA** A: 3.33" (84.51) B: .90" (22.86) C: 3.33" (84.51)
External Elbow For outside surfaces at right angles.	Ivory White	**HBL518IV** **HBL518W** A: 2.59" (65.71) B: ..58" (14.73) C: 2.59" (65.71)	**HBL718IVA** **HBL718WA** A: 2.59" (65.71) B: .90" (22.86) C: 2.59" (65.71)
90° Flat Elbow For right angle turns on same surface.	Ivory White	**HBL511IV** **HBL511W** A: 2.68" (68.13) B: .61" (15.50) C: 2.68" (68.13)	**HBL711IVA** **HBL711WA** A: 2.68" (68.13) B: .90" (22.86) C: 2.68" (68.13)
45° Flat Elbow For diagonal 45° turns on same surface.	Ivory White	**HBL512IV** – A: 2.46" (62.61) B: .58" (14.73) C: 2.46" (62.61)	**HBL712IVA** – A: 2.70" (68.49) B: .91" (23.06) C: 2.70" (68.49)

Description	Color	HBL500, HBL700 & HBL750 Series
Internal Elbow Bend Radius For inside surface at right angles requiring a 1.5in (38.10) bend radius. Suitable for Category 5, 5e, 6 and 6A applications.	Ivory White	**HBL5717BRIVA** – A: 3.33" (84.51) B: .91" (23.11) C: 3.33" (84.51)
External Elbow Bend Radius For outside surfaces at right angles requiring a 1.5in (38.10) bend radius. Suitable for Category 5, 5e, 6 and 6A applications.	Ivory White	**HBL5718BRIVA** – A: 4.86" (123.43) B: .78" (19.80) C: 1.35" (34.28)
Flat Elbow Bend Radius For right angle turns requiring a 1.5in (38.10) bend radius. Suitable for Category 5, 5e, 6 and 6A applications.	Ivory White	**HBL5711BRIVA** – A: 3.16" (80.34) B: .91" (23.11) C: 3.16" (80.34)
Internal Twisted Elbows For 90° twist with 90° turn. For double turn at right angles from one to another. From a flat run on a side wall to a flat run on a ceiling, edge of door or window trim.	Ivory White Ivory White	Right Elbow **HBL5711RHIVA** **HBL5711RHWA** Left Elbow **HBL5711LHIVA** **HBL5711LHWA** A: 2.98" (75.72) B: .94" (23.75) C: 3.00" (76.20)

Tees

Description	Color	HBL500, HBL700 & HBL750 Series
Tee Fitting For branches at right angles.	Ivory White	**HBL5715IVA** **HBL5715WA** A: 3.06" (77.67) B: 1.14" (28.86) C: 3.03" (76.96)

Description	Color	HBL500, HBL700 & HBL750 Series
Tee Fitting Bend Radius For branches at right angles requiring a 1.5in (38.10) bend radius. Suitable for Category 5, 5e, 6 and 6A applications.	Ivory White	**HBL5715BRIVA** – A: 5.55" (140.88) B: .90" (22.86) C: 3.16" (80.34)

Fittings

Description	Color	HBL500, HBL700 & HBL750 Series
Support Clip For supporting lengths of HBL500, HBL700 or HBL750 raceway.	Ivory White	**HBL5703IV** **HBL5703W** A: 2.51" (63.75)

Description	Color	HBL500, HBL700 & HBL750 Series
Flexible Section For getting around offsets, side bends, twisted turns or curved surfaces.	Ivory White	**HBL5700FIVA** **HBL5700FWA** A: 18.00" (457.20)

HBL500, HBL700 and HBL750 Series Inches (mm)

End Fittings

Description	Color	HBL500, HBL700 & HBL750 Series
Entrance Connector One ¾in KO for panel or conduit connection. One ¾in chase nipple and locknut furnished.	Ivory White	**HBL5786AIVA** **HBL5786AWA** A: 1.50" (38.10) B: 1.84" (46.74) C: 3.89" (98.87)
Adjustable Offset Connector Two ½in KOs for panel or conduit connection. Eliminates offsetting raceway when connecting to surface type panel boxes. One ½in chase nipple and locknut furnished.	Ivory White	**HBL5786IVA** **HBL5786WA** A: 1.50" (38.10) B: 1.84" (46.74) C: 3.89" (98.87)
Elbow Box Connector For connecting raceway at right angles to conduit boxes, panel boxes, etc. having ½in nipple for trade size conduit.	Ivory White	**HBL5783IVA** **–** A: 2.13" (54.05) B: 1.24" (31.50)
Elbow Conduit Connector For connecting raceway at right angles to ½in trade size conduit or armored cable connectors.	Ivory White	**HBL5784IVA** **–** A: 2.13" (54.05) B: 1.24" (31.50)
Combination Connector For connecting raceway without offsetting to any 3.25in (83.00) or 4in (102.00) outlet box mounted on the surface with a KO for ½in trade size conduit. Spring steel bushing eliminates need for conduit nipple and locknut.	Ivory White	**HBL5785AIVA** **HBL5785AWA** A: 1.50" (38.10) B: 1.84" (46.74) C: 3.89" (98.87)
Corner Box For connecting HBL500, HBL700 or HBL750 Raceway from ceiling or corner. Each leg of base has ½in trade size KO.	Ivory White	**HBL5719IVA** **HBL5719WA** A: 2.50" (63.50) B: 2.50" (63.50) C: 2.40" (60.96)

Fittings

Description	Color	HBL500 Series	HBL700 Series	HBL750 Series
Transition Fitting For transitioning from either Wiremold® V500 to Hubbell HBL500 Raceway or Wiremold® V700 to Hubbell HBL700 Raceway or Hubbell HBL750 Raceway.	Ivory White	**HBL500TFIV** **–** A: .65" (16.51) B: .89" (22.61) C: 2.15" (54.61)	**HBL700TFIV** **–** A: .78" (19.80) B: .89" (22.61) C: 2.15" (54.61)	**HBL750TFIV** **–** A: .98" (24.89) B: .89" (22.61) C: 2.15" (54.61)
Mounting Strap (one- or two-hole) For mounting HBL500, HBL700 or HBL750 Raceway to surface. Convert to one-hole by breaking off at score.	Ivory White	**HBL504IV** **HBL504W** A: .58" (14.73) B: .50" (12.70)	**HBL7004IV** **HBL7004W** A: .70" (17.68) B: .50" (12.70)	**HBL7504IV** **HBL7504W** A: .90" (22.86) B: .50" (12.70)
Connection Cover To cover potential openings where two lengths of like raceways come together.	Ivory White	**HBL506IV** **HBL506W** A: .60" (15.24) B: .80" (20.31)	**HBL7006IV** **HBL7006W** A: .69" (17.40) B: .80" (20.31)	**HBL7506IV** **HBL7506W** A: .91" (23.10) B: .80" (20.31)
Bushing Protect wires from potential abrasion. Fits into end of HBL500, HBL700 or HBL750 Raceway.	Zinc Plated Steel	**HBL502B** A: .35" (8.83) B: .70" (17.68)	**HBL7002B** A: .49" (12.50) B: .78" (19.80)	**HBL7502B** A: .60" (15.24) B: .70" (17.68)

Wiremold® is a registered trademark of the Wiremold Company.

HBL500, HBL700 and HBL750 Series Inches (mm)

Fittings

Description	Material	HBL500, HBL700 & HBL750 Series		Description	Material	HBL500, HBL700 & HBL750 Series
Box Connector For connecting raceway to conduit boxes or panel boxes having KO for conduit. May also be used for conduit type fittings.  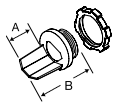	Zinc Plated Steel	**HBL5781** ½" NPT (13) Male A: .75" (19.1) B: 1.24" (31.62)	**HBL5781A** ¾" NPT (19) Male A: .75" (19.1) B: 1.24" (31.62)	**½in EMT Connector** For connecting raceway to conduit boxes or panel boxes having KO for conduit.  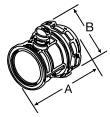	Zinc Plated Steel	**HBL5791** A: 1.20" (30.48) B: 1.09" (27.70)
Conduit Connector For connecting raceway to conduit.  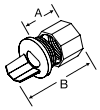	Zinc Plated Steel	**HBL5782C** ½" NPT (13) Female A: .75" (19.1) B: 1.75" (44)	**HBL5782A** ¾" (19.1) Female A: .75" (19.1) B: 1.75" (44)	**Coupling** For joining and supporting lengths of HBL500, HBL700 or HBL750 Raceway.  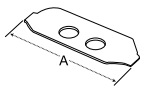	Galvanized Steel	**HBL5701C** A: 2.00" (50.80)
Grounding Clamp Provides grounding means for ½in trade size conduit using locknut.  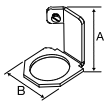	Galvanized Steel	**HBL5709GC** A: 1.04" (26.03) B: 1.18" (29.84)		**Ground Clamp** Used to provide additional grounding of raceway or to ground remotely located devices. Attach ground wire to screw as required by National Electrical Code.  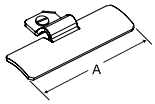	Galvanized Steel	**HBL5709** A: 2.00" (50.80)
Special Nipple For hanging or connecting either .375in (9.5) or .5in (12.7) fixtures to Hubbell fittings with ½in trade size KOs.  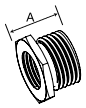	Zinc Plated Steel	**HBL5780** A: .63" (16.00)		**Armored Cable Connector** For connecting 14/2, 14/3, 12/2 and 12/3 "MC" and armored cable to Hubbell fittings. A short piece of HBL500, HBL700 or HBL750 Series Raceway must be used between this connector and the Hubbell fitting. Not for connection to ½in (12.7) flex conduit.  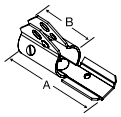	Galvanized Steel	**HBL5790B** A: 2.00" (50.80) B: .99" (25.25)

Tools

Description	HBL500 Series	HBL700 Series	HBL750 Series	Description	Color	HBL500, HBL700 & HBL750 Series
Cutter Portable cutter for HBL500, HBL700 or HBL750 Series Raceway. 	**HBL605CUT**	**HBL700CUT**	**HBL607CUT**	**Raceway Bender** Portable bender for HBL500, HBL700 or HBL750 Series Raceway. 		**HBL600B**
Cutter Replacement Blade 	**HBL605K**	**HBL700K**	**HBL607K**	**Touch-Up Paint Pen** 	Ivory White	**HBLIWEP** **HBLWWEP**

Products at a Glance



HBL2000A Raceway

- 600V AC Rated
- Higher capacity power applications (up to 26 #12 AWG wires)
- Available in cover only or base and cover options



Innovative Box Design

- Hubbell Handi-Screw® eases installation by eliminating difficult to install long screws
- Rounded corners with no sharp edges
- One seam construction provides a clean look
- Box design allows standard wallplates to be mounted flush with virtually no perimeter profile exposed
- Full line of metal wallplates available, see Section T



Bend Radius Fittings

- 1½ inch (38.10mm) bend radius
- Ideal for high speed data cables including Category 5, 5e, 6 and 6A applications



Metal PlugTrak® Featuring Exclusive Receptacle Design

- Gray or Ivory scratch resistant finish
- Multiple spacing configurations
- Hubbell designed and manufactured single receptacle
- Insulation displacement wiring provides superior wire retention
- Mates with HBL2000 Series metal raceway
- Available in 3 foot (0.9m), 5 foot (1.5m) and 6 foot (1.8m) lengths
- Tamper-resistant and USB versions available

HBL2000 and HBL2000A Series Inches (mm)

HBL2000 Series

Description	Color	Catalog No.
Base and Cover (300V Rated) Cover is 0.025in (0.635) thick up to 300V AC applications. Packed 50ft (15m) per carton, 5ft (1.5m) lengths.	Ivory Gray	**HBL2000BCIV** **HBL2000BCGY** A: 60.00" (1,524.00) B: 1.31" (33.27) C: .83" (21.08)

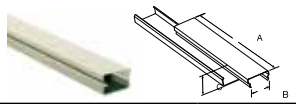

HBL2000A Series

Description	Color	Catalog No.
Base and Cover (600V Rated) Cover is 0.040in 1.016) thick up to 600V AC or higher capacity power applications (up to 26 #12AWG wires). Packed 50ft (15m) per carton, 5ft (1.5 lengths.	Ivory Gray	**HBL2000BCAIV** **HBL2000BCAGY** A: 60.00" (1,524.00) B: 1.31" (33.27) C: .83" (21.08)



Base and Cover

Description	Color	Catalog No.
5ft Base Only For use with HBL2000 and HBL2000A raceway. Packed 50ft (15m) per carton, 5ft (1.5m) lengths.	Ivory Gray	**HBL2000B5IV** **HBL2000B5GY** A: 60.00" (1,524.00) B: 1.31" (33.27)

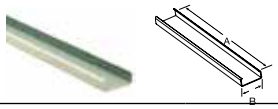

Description	Color	Catalog No.
5ft Cover Only (300V Rated) Cover is 0.025in (0.635) thick. Packed 50ft (15m) per carton, 5ft (1.5m) lengths.	Ivory Gray	**HBL2000CIV** **HBL2000CGY** A: 60.00" (1,524.00) B: 1.31" (33.27)
5ft Cover Only (600V Rated) Cover is 0.040in (1.016) thick up to 600V AC or higher capacity power applications (up to 26 #12AWG wires). Packed 50ft (15m) per carton, 5ft (1.5m) lengths.	Ivory Gray	**HBL2000CAIV** **HBL2000CAGY** A: 60.00" (1,524.00) B: 1.31" (33.27)



Device Boxes

Description	Color	Catalog No.
1-Gang Device Box For deep switches and receptacles. Base has one ½in trade size KO and rectangular KO for extension to wall box.	Ivory Gray	**HBL2048IV** **HBL2048GY** A: 4.54" (115.32) B: 2.82" (71.63) C: 1.75" (44.45)

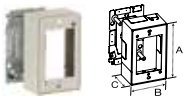

Description	Color	Catalog No.
2-Gang Device Box For deep switches and receptacles. Base has one ½in trade size KO and rectangular KO for extension to wall box.	Ivory Gray	**HBL20482IV** **HBL20482GY** A: 4.54" (115.32) B: 4.64" (117.86) C: 1.75" (44.45)



Elbows

Description	Color	Catalog No.
Internal Corner Coupling For surfaces at right angles, or for use as a straight-through fitting. Furnished with one fiber bushing.	Galvanized Steel	**HBL2017TC** A: 1.30" (32.98) B: 1.40" (35.56)

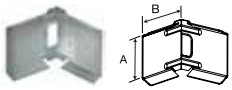

Description	Color	Catalog No.
Internal Elbow Bend Radius For inside surface at right angles requiring a 1.5" (38.10) bend radius. Suitable for Category 5, 5e, 6 and 6A applications.	Ivory Gray	**HBL2017BRIV*** **HBL2017BRGY*** A: .85" (21.56) B: 3.47" (88.11)



Description	Color	Catalog No.
External Elbow Coupling For right angle turns around external corners.	Ivory Gray	**HBL2018CIV** **HBL2018CGY** A: 1.88" (47.75)

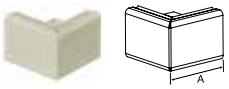

Description	Color	Catalog No.
External Elbow Bend Radius For outside surfaces at right angles requiring a 1.5in (38.10) bend radius. Suitable for Category 5, 5e, 6 and 6A applications.	Ivory Gray	**HBL2018BRIV*** **HBL2018BRGY*** A: 5.11" (129.72)



Description	Color	Catalog No.
90° Flat Elbow For right angle turns on same surface.	Ivory Gray	**HBL2011IV*** **HBL2011GY*** A: 2.56" (65.02)

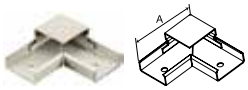

Description	Color	Catalog No.
Flat Elbow Bend Radius For branches at right angles requiring a 1.5in (38.10) bend radius. Suitable for Category 5, 5e, 6 and 6A applications.	Ivory Gray	**HBL2011BRIV*** **HBL2011BRGY*** A: 4.29" (109.03)



Tees

Description	Color	Catalog No.
Tee Fitting For branches at right angles. Couplings furnished.	Ivory Gray	**HBL2015IV*** **HBL2015GY*** A: 6.00" (152.40) B: 2.81" (71.44) C: 4.00" (101.60)

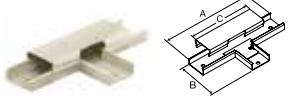

Description	Color	Catalog No.
Tee Fitting Bend Radius For branches at right angles. Couplings furnished. Suitable for Category 5, 5e, 6 and 6A applications.	Ivory Gray	**HBL2015BRIV*** **HBL2015BRGY*** A: 7.35" (186.78) B: 4.33" (110.00)



**HBL2001C couplings included*

HBL2000 and HBL2000A Series Inches (mm)

End Fittings

Description	Color	Catalog No.
Transition Fitting For transitioning from Wiremold® 2000 Raceway to Hubbell HBL2000 Raceway.	Ivory Gray	**HBL2000TFIV** **HBL2000TFGY** A: .82" (20.71) B: 1.38" (35.12) C: 2.04" (51.82)
Blank End Fitting For closing open end of HBL2000 Raceway.	Ivory Gray	**HBL2010BIV** **HBL2010BGY** A: .78" (19.94)
End Reducing Connector For connecting HBL2000 Raceway to HBL500 Raceway through end of HBL2000 Raceway.	Ivory	**HBL2089EIV** A: .78" (19.81)
Entrance End Fitting For connecting HBL2000 Raceway with one ½in conduit and armored cable connectors.	Ivory Gray	**HBL2010A2IV** **HBL2010A2GY** A: 3.01" (76.45) B: 1.30" (33.02) C: 1.49" (37.85)
Large Capacity Entrance End Fitting Offers larger capacity than HBL2010A2IV/GY. One ½in trade size KO on each side, ½in and ¾in concentric KOs on end and bottom.	Ivory Gray	**HBL2010A3IV** **HBL2010A3GY** A: 3.69" (93.80) B: 2.02" (51.18) C: 1.79" (45.36)
Side Reducing Connector For connecting HBL2000 Raceway to HBL500 Raceway through side of HBL2000 Raceway.	Ivory	**HBL2089IV*** A: 6.00" (152.40) B: 3.25" (82.55)

Fittings

Description	Color	Catalog No.
Cover Clip Use to cover potential openings where two pieces of HBL2000 Raceway cover come together.	Ivory Gray	**HBL2006IV** **HBL2006GY** A: .75" (19.05)
Wire Clip For holding conductors in place in the raceway base. For use with HBL2000CIV/GY cover only.	Galvanized Steel	**HBL2000WC** A: .44" (11.18) B: .24" (6.03) C: 1.24" (31.50)
Coupling For joining lengths of HBL2000 Raceway.	Galvanized Steel	**HBL2001C** A: 2.00" (50.80)
Ground Clamp For connection of equipment grounding conductor to provide an additional ground to raceway. Galvanized steel.	Galvanized Steel	**HBL2009GC** A: 1.00" (25.64)
Flush Plate Adaptor For feeding HBL2000 Raceway from an existing wall outlet. One ½in threaded stud with steel locknut for grounding.	Ivory Gray	**HBL2051HIV** **HBL2051HGY** A: 4.50" (114.30)
Wire Clip For holding conductors in place in the raceway base. For use with HBL2000CAIV/GY cover only.	Galvanized Steel	**HBL2000WCA** A: .44" (11.18) B: .60" (15.17) C: 1.24" (31.50)
Supporting Clip For temporarily supporting lengths of HBL2000 Raceway at any point. Mount with #6 flat head fastener. Has set screw for locking to raceway. Raceway must be screwed to the wall for secure fastening.	Galvanized Steel	**HBL2003SC** A: 2.00" (50.80)

**HBL2001C couplings included.*

.

Tools

Description	Catalog No.
Cutter Portable cutter for HBL2000 Series Raceway. (Not for use with HBL2000A series).	**HBL620C**
Cutter Replacement Blade Set	**HBL620BCK**

Description	Color	Catalog No.
Touch-Up Paint Pen	Ivory Gray	**HBLIWEP** **HBLGWEP**

Wiremold® is a registered trademark of the Wiremold Company.

UL LISTED CSA CERTIFIED

Metal PlugTrak® Series

Available in Standard, Isolated Ground (IG), Tamper-Resistant (TR) and USB (U) versions

Tamper-Resistant

USB



	Amp	Circuits	Single Recept.	USB Ports	Recept. Spacing (in)	Ivory	Gray
3 Foot	15	Single	6	–	6	**HBL20GB306IV**	**HBL20GB306GY**
	15	IG/Single	6	–	6	**HBL20IG306IV**	**HBL20IG306GY**
	15	TR/Single	6	–	6	**HBL20GB306IVTR**	**HBL20GB306GYTR**
	15	USB/Single	2	2	12	**HBL20GB312UIV**	–
	20	Single	6	–	6	**HBL24GB306IV**	**HBL24GB306GY**
	20	TR/Single	6	–	6	**HBL24GB306IVTR**	**HBL24GB306GYTR**
5 Foot	15	Single	10	–	6	**HBL20GB506IV**	**HBL20GB506GY**
	15	Single	5	–	12	**HBL20GB512IV**	**HBL20GB512GY**
	15	Two	5	–	12	**HBL20GBA512IV**	**HBL20GBA512GY**
	15	IG/Single	5	–	12	**HBL20IG512IV**	**HBL20IG512GY**
	15	TR/Single	5	–	12	**HBL20GB512IVTR**	**HBL20GB512GYTR**
	20	Single	10	–	6	**HBL24GB506IV**	**HBL24GB506GY**
	20	Single	5	–	12	**HBL24GB512IV**	**HBL24GB512GY**
	20	Two	5	–	12	**HBL24GBA512IV**	**HBL24GBA512GY**
	20	TR/Single	5	–	12	**HBL24GB512IVTR**	**HBL24GB512GYTR**
6 Foot	15	Single	12	–	6	**HBL20GB606IV**	**HBL20GB606GY**
	15	Single	8	–	9	**HBL20GB609IV**	**HBL20GB609GY**
	15	Single	6	–	12	**HBL20GB612IV**	**HBL20GB612GY**
	15	Single	4	–	18	**HBL20GB618IV**	**HBL20GB618GY**
	15	Two	8	–	9	**HBL20GBA609IV**	**HBL20GBA609GY**
	15	Two	6	–	12	**HBL20GBA612IV**	**HBL20GBA612GY**
	15	Two	4	–	18	**HBL20GBA618IV**	**HBL20GBA618GY**
	15	IG/Single	12	–	6	**HBL20IG606IV**	**HBL20IG606GY**
	15	USB/Single	4	4	12	**HBL20GB612UIV**	–
	20	Single	12	–	6	**HBL24GB606IV**	**HBL24GB606GY**
	20	Single	6	–	12	**HBL24GB612IV**	**HBL24GB612GY**
	20	Single	4	–	18	**HBL24GB618IV**	**HBL24GB618GY**
	20	Two	6	–	12	**HBL24GBA612IV**	**HBL24GBA612GY**
	20	Two	4	–	18	**HBL24GBA618IV**	**HBL24GBA618GY**



	Amp	Circuits	Length (in)	Cord Length (ft)	Single Recept.	USB Ports	Ivory	Gray
Portable	15	Single	40	6	6	–	**HBL20C215IV**	**HBL20C215GY**
	15	USB/Single	40	6	4	2	**HBL20C215UIV**	–
	15	Single	64	6	10	–	**HBL20C315IV**	**HBL20C315GY**

Note: IG = Isolated Ground; TR = Tamper-Resistant; U = USB
Hubbell Metal PlugTrak is supplied with (2) HBL2010BIV/GY blank end fittings and (1) HBL2001C coupling; Catalog No. suffix "IV" for Ivory finish and "GY" for Gray finish; outlets match raceway color; IG Isolated Ground receptacles have Orange triangles; Portable PlugTrak includes 15A circuit breaker

	Description	Color	Catalog No.
Boxes	1-Gang Device Box 	Ivory Gray	**HBL2048IV** **HBL2048GY**
	2-Gang Device Box 	Ivory Gray	**HBL20482IV** **HBL20482GY**
Elbows and Tees	External Elbow 	Ivory Gray	**HBL2018CIV** **HBL2018CGY**
	Flat Elbow 	Ivory Gray	**HBL2011IV** **HBL2011GY**
	Tee 	Ivory Gray	**HBL2015IV** **HBL2015GY**
End Fittings	Entrance End Fitting 	Ivory Gray	**HBL2010A2IV** **HBL2010A2GY**
	Large Entrance End Fitting 	Ivory Gray	**HBL2010A3IV** **HBL2010A3GY**
	Blank End Fitting 	Ivory Gray	**HBL2010BIV** **HBL2010BGY**
Fittings	Cover Clip 	Ivory Gray	**HBL2006IV** **HBL2006GY**
	Supporting Clip 	Galva-nized Steel	**HBL2003SC***
	Coupling 	Galva-nized Steel	**HBL2001C**
	Internal Corner Coupling 	Galva-nized Steel	**HBL2017TC**

**Support clip HBL2003SC for supporting Portable Metal PlugTrak only*

Note: See pages S11–S12 for additional information

Products at a Glance



HBL2400 and HBL2400D Raceway

- Increased capacity, over HBL2000 Series raceway
- Divided base allows for dual services within one raceway profile



Innovative Box Design

- Hubbell Handi-Screw® eases installation by eliminating difficult to install long screws
- Rounded corners with no sharp edges
- One seam construction provides a clean look
- Box design allows standard wallplates to be mounted flush with virtually no perimeter profile exposed
- Full line of metal wallplates available; see Section T



Bend Radius Fittings

- 1½ inch (38.10mm) bend radius
- Ideal for high speed data cables including Category 5, 5e, 6 and 6A applications

HBL2400 and HBL2400D Series Inches (mm)

HBL2400 Series

Description	Color	Catalog No.
Undivided Base and Cover Packed 50ft (15m) per carton, 5ft (1.5m) lengths.	Ivory	**HBL2400BCIV** A: 60.00" (1,524.00) B: 1.91" (48.51) C: .88" (22.40)


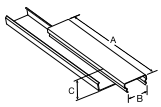

HBL2400 Series Base and Cover

Description	Color	Catalog No.
10ft Base, Undivided Packed 50ft (15m) per carton, 10ft (3m) lengths.	Ivory	**HBL2400B10IV** A: 120.00" (3,048.00) B: 1.91" (48.51)
5ft Base, Undivided Packed 50ft (15m) per carton, 5ft (1.5m) lengths.	Ivory	**HBL2400BIV** A: 60.00" (1,524.00) B: 1.91" (48.51)


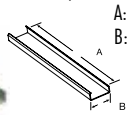

HBL2400D Series Base and Cover

Description	Color	Catalog No.
10ft Base, Divided Packed 50ft (15m) per carton, 10ft (3m) lengths.	Ivory	**HBL2400BDIV** A: 120.00" (3,048.00) B: 1.91" (48.51)


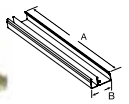

Description	Color	Catalog No.
5ft Cover Packed 50ft (15m) per carton, 5ft (1.5m) lengths.	Ivory	**HBL2400CIV** A: 60.00" (1,524.00) B: 1.89" (48.00)


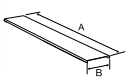

Device Boxes



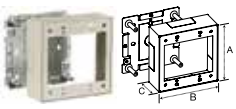


Description	Color	Type	1-Gang Standard	1-Gang Extra Deep	2-Gang Standard	2-Gang Extra Deep
Device Box For deep switches and receptacles. Base has one ½in trade size KO and rectangular KO for extension to wall box.	Ivory Ivory	Divided Undivided	– **HBL2448IVA** A: 4.54" (115.32) B: 2.82" (71.63) C: 1.75" (44.45)	**HBL2444DIVA** **HBL2444IVA** A: 4.54" (115.32) B: 2.82" (71.63) C: 2.75" (69.85)	– **HBL24482IV** A: 4.54" (115.32) B: 4.64" (117.86) C: 1.75" (44.45)	**HBL2444D2AIV** **HBL24442IV** A: 4.54" (115.32) B: 4.64" (117.86) C: 2.75" (69.85)

Elbows and Tees

Description	Color	Type	Catalog No.
Internal Elbow Bend Radius For inside surfaces at right angles, requiring a 1.5in (38.10) bend radius. Suitable for Category 5, 5e, 6 and 6A applications.	Ivory Ivory	Divided Undivided	**HBL2417DFOIV*** **HBL2417IV**** A: 1.91" (48.51) B: 3.60" (91.30)
90° Flat Elbow Bend Radius For right angle turns on same surface. Suitable for Category 5, 5e, 6 and 6A applications.	Ivory Ivory	Divided Undivided	**HBL2411DFOIV*** **HBL2411IV**** A: 6.00" (152.40) B: 5.00" (127.00) C: .90" (22.86)


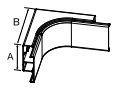


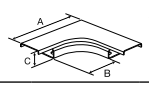

Description	Color	Type	Catalog No.
External Elbow Bend Radius For right angle turns around external corners. Suitable for Category 5, 5e, 6 and 6A applications.	Ivory Ivory	Divided Undivided	**HBL2418DFOIV*** **HBL2418IV**** A: 1.91" (48.51) B: 3.83" (97.28)
Tee Fitting Bend Radius For branches at right angles. Suitable for Category 5, 5e, 6 and 6A applications.	Ivory Ivory	Divided Undivided	**HBL2415DFOIV*** **HBL2415IV**** A: 7.30" (185.42) B: 4.99" (126.75) C: 1.44" (36.58)


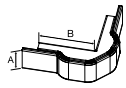


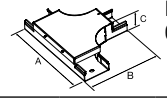

*HBL2401DC couplings included
**HBL2401C couplings included

HBL2400 and HBL2400D Series Inches (mm)

End Fittings

Description	Color	Type	Catalog No.
Entrance End Fitting End fitting with ½in and ¾in concentric trade size KOs on end and bottom. Additional ½in trade size KOs on sides.	Ivory Ivory	Divided Undivided	– **HBL2410CIV** A: 3.69" (93.8) B: 2.02" (51.2) C: 1.79" (45.4)
Entrance End Fitting For connecting HBL2400 Raceway with one ½in conduit and armored cable connectors.	Ivory Ivory	Divided Undivided	– **HBL2410AIV** A: 1.16" (29.50) B: 1.89" (49.00) C: 1.66" (42.20)
Transition Fitting For transitioning from Wiremold® 2400D/2400 Raceway to Hubbell HBL2400/HBL2400D Raceway.	Ivory Ivory	Divided Undivided	**HBL2400DTFIV** **HBL2400TFIV** A: 2.02" (51.31) B: 1.06" (26.92)
Entrance End Fitting **Bend Radius** Divided, bend radius end fitting to feed HBL2400 and HBL2400D Series Raceway. Includes 1in and ¾in trade size KOs on back and end. Removable divider and bend radius inserts included.	Ivory Ivory	Divided Undivided	**HBL2410DFOIV** – A: 7.08" (179.83) B: 4.72" (119.89) C: 2.76" (70.10)
Entrance End Fitting **Full Capacity** Full capacity entrance end to feed HBL2400 Series Raceway. Includes (3) 1in and ¾in concentric trade size KOs.	Ivory Ivory	Divided Undivided	– **HBL2410FCIV** A: 3.04" (77.23) B: 2.61" (66.29) C: 2.23" (56.64)
Blank End Fitting For closing open end of HBL2400 Raceway.	Ivory Ivory	Divided Undivided	**HBL2410BDIV** **HBL2410BIV** A: 1.17" (29.72) B: 1.96" (49.78) C: .84" (21.34)

Fittings

Description	Color	Catalog No.
End Reducing Connector For connecting HBL2400 Raceway to HBL2000 Raceway through end of HBL2400 Raceway.	Ivory	**HBL2420REDIV*** A: 3.81" (96.77) B: 2.07" (52.58) C: .90" (22.86)
Side Reducing Connector For connecting HBL2400 Raceway to HBL500 Raceway through side of HBL2400 Raceway.	Ivory	**HBL2489IV*** A: 3.75" (95.25) B: 1.91" (48.51) C: .82" (20.83)
Cover Clip Use to cover potential openings where two pieces of HBL2400 Raceway cover come together.	Ivory	**HBL2406IV** A: 1.50" (38.10)
Wire Clip (Plated) For holding conductors in place.	Galvanized Steel	**HBL2400WC** A: 1.69" (42.93) B: 1.00" (25.40) C: .79" (20.00)
Coupling (Plated), Divided For joining lengths of HBL2400 Raceway.	Galvanized Steel	**HBL2401DC** A: 2.00" (50.80) B: 1.86" (47.24)
End Reducing Connector For connecting HBL4750 Raceway to HBL2400 Raceway through end of HBL4750 Raceway. Includes HBL2401DC coupling (HBL4751AC not included).	Ivory	**HBL4724REDIV** A: 4.75" (120.65) B: 3.00" (76.20) C: 1.55" (39.37)
Bridge Fitting For allowing HBL2400 Series Raceway to bridge over existing installations of HBL2400, HBL750 and HBL500 Series Raceways.	Ivory	**HBL2475DBRIV** A: 5.60" (142.24) B: 2.92" (74.17) C: 1.63" (41.40)
Flush Plate Adaptor For feeding HBL2400 Raceway from an existing wall outlet box ½ in trade size male nipple. Provided with locknut for grounding.	Ivory	**HBL2451HIV*** A: 4.50" (114.30)
Ground Clamp (Plated) For connection of equipment grounding conductor to provide an additional ground to raceway.	Galvanized Steel	**HBL2409GC** A: .41" (10.41)
Coupling (Plated), Undivided For joining lengths of HBL2400 Raceway.	Galvanized Steel	**HBL2401C** A: 2.00" (50.80) B: 1.86" (47.24)

**Only used on HBL2400 Series Undivided Raceway*

Wiremold® is a registered trademark of the Wiremold Company.

HBL2400 and HBL2400D Series Inches (mm)

Devices and Frames

Description	Color	Catalog No.
Receptacle Bracket and Frame For use with power devices with maximum width of 1.35in (84.3) and in low voltage applications with ISF frames found on page S46.	Ivory	**HBL24106RRK*** A: 6.00" (152.40) B: 2.02" (51.31)
Lamp Holder Medium base lamp holder 660W 250V ceramic. Ivory (Cover) White Ceramic (Lamp Holder).	Ivory	**HBL2426IV*** A: 5.00" (127.00) B: 1.89" (48.01) C: 1.03" (26.16)

Description	Color	Catalog No.
Duplex Bracket and Frame For use with power devices with maximum width of 1.35in (84.3) and in low voltage applications with BR106AL and Q106AL frames found on page S46.	Ivory	**HBL24106DRK*** A: 6.00" (152.40) B: 2.02" (51.31)

**For use with HBL2400 Series Undivided Raceway only*

Tools

Description	Catalog No.
Cutter Portable cutter for HBL2400/ HBL2400D Series Raceway.	**HBL624CUT**
Cutter Replacement Blade Set	**HBL624BCK**

Description	Color	Catalog No.
Touch-Up Paint Pen	Ivory	**HBLIWEP**

Products at a Glance



HBL3000 Series Extensive Line

- Full line of large, single channel, two piece metal raceway
- Easily mounts on walls or bench tops
- Large single channel base for power or datacom cables
- UL Listed and CSA Certified
- Available in ivory or gray powder coat finish



Innovative Box Design

- Hubbell Handi-Screw® eases installation by eliminating difficult to install long screws
- Rounded corners with no sharp edges
- One seam construction provides a clean look
- Large capacity allows for the installation of 30, 50 or 60A receptacles
- Utility box can be used as a tee, cross, junction box or as a branch circuit extension



Transition Fittings

- UL Classified to transition from Wiremold® 3000 Series metal raceway to Hubbell HBL3000 Series metal raceway
- Reducer fitting provides transition from Hubbell HBL3000 Series to Hubbell HBL2000 Series raceway



Plates and Covers

- Wide range of covers and cover plates accommodate the most demanding applications
- Removable cover and cover plates provide easy access to wiring compartment
- Precut covers and plates provide quick installation and are available in common configurations

Wiremold® is a registered trademark of the Wiremold Company.

HBL3000 Series Inches (mm)

HBL3000 Series

Description	Color	Catalog No.
Single Channel Base Packed 100ft (30.5m) per carton, 10ft (3m) lengths. Assembled cover and base dimensions. W: 2.75" (69.85) H: 1.53" (38.86)	Ivory Gray	**HBL3000BIV** **HBL3000BGY** A: 2.73" (69.34) B: 1.47" (37.34)
5ft Cover Packed 100ft (30.5m) per carton, 5ft (1.5m) lengths.	Ivory Gray	**HBL3000CEIV** **HBL3000CEGY** A: 60.00" (1,524.00) B: 2.75" (69.85)
19.5in Precut Cover* For mounting devices on 24in (610.00) centers.	Ivory Gray	**HBL3000C195IV** **HBL3000C195GY** A: 19.50" (495.30) B: 2.75" (69.85)
7.5in Precut Cover* For mounting devices on 12in (305.00) centers.	Ivory Gray	**HBL3000C075IV** **HBL3000C075GY** A: 7.50" (190.50) B: 2.75" (69.85)

**(10) pieces per carton.*
Note: Device centers vary based on cover selection; consult factory for details.

Boxes

Description	Color	Catalog No.
Utility Box Cover has twistouts on all sides, allows for box to be used as tee, cross, junction box or for branch circuit extensions.	Ivory Gray	**HBL3028IV** **HBL3028GY** A: 6.41" (162.89) B: 6.41" (162.89) C: 1.90" (48.26)
2-Gang Extra Deep Switch and Receptacle Box For standard 30, 50 and 60A straight blade receptacles.	Ivory Gray	**HBL30442IV** **HBL30442GY** A: 6.38" (162.05) B: 6.38" (162.05) C: 2.75" (69.85)

Elbows and Tees

Description	Color	Catalog No.
Internal Corner Coupling For surfaces at right angles or for use as a straight-through fitting.	Ivory Gray	**HBL3017TCEIV** **HBL3017TCEGY** A: 2.61" (66.29)
External Corner Coupling For right angle turns around external corners.	Ivory Gray	**HBL3018AEIV** **HBL3018AEGY** A: 4.00" (101.60)
90° Flat Elbow For right angle turns on same surface.	Ivory Gray	**HBL3011EIV** **HBL3011EGY** A: 6.40" (162.40) B: 6.00" (152.40)
Tee Fitting For branches at right angles. Couplings furnished.	Ivory Gray	**HBL3015EIV** **HBL3015EGY** A: 10.31" (261.94) B: 8.00" (203.20)

HBL3000 Series Inches (mm)

End Fittings

Description	Color	Catalog No.
Entrance End Fitting For connecting HBL3000 Raceway with ½in conduit and armored cable connectors. A: 2.75" (69.85) B: 3.42" (86.87)	Ivory Gray	**HBL3010AEIV** **HBL3010AEGY**
Blank End Fitting For closing open end of HBL3000 Raceway. Has concentric ½in and ¾in trade size KOs. A: 2.71" (68.92) B: 1.79" (45.36) C: 1.41" (35.84)	Ivory Gray	**HBL3010BIV** **HBL3010BGY**
Conduit Connector To connect end of HBL3000 Raceway to 1½in trade size conduit or connector. A: 2.91" (74.00) B: 2.75" (69.85)	Gray	**HBL3082GY**
Entrance End Fitting For connecting HBL3000 Raceway with rigid or flexible conduit. Concentric ½in, ¾in and 1in trade size KOs on end and each side. A: 2.75" (69.85) B: 3.25" (82.55) C: 2.00" (50.80)	Ivory Gray	**HBL3010CIV** **HBL3010CGY**
Panel Connector To connect HBL3000 Raceway with surface type boxes. A: 4.60" (116.71) B: 1.19" (30.16) C: 3.00" (76.20) D: 1.94" (49.40) E: 3.76" (95.50)	Ivory Gray	**HBL3086IV** **HBL3086GY**

Fittings

Description	Color	Catalog No.
Transition Fitting For transitioning from Wiremold® 3000 Raceway to Hubbell HBL3000 Raceway. A: 2.85" (72.39) B: 2.15" (54.61) C: 1.50" (38.04)	Ivory Gray	**HBL3000TFIV** **HBL3000TFGY**
Wall Box Connector For connecting to HBL3000 Raceway from a flush mounted wall box. A: 8.00" (203.20) B: 3.28" (83.31)	Ivory Gray	**HBL3014CIV** **HBL3014CGY**
Cover Clip Use to cover potential openings where two pieces of HBL3000 Raceway come together. A: 2.78" (70.60) B: .75" (19.05)	Ivory Gray	**HBL3006EIV** **HBL3006EGY**
Wire Clip (Plated) For holding conductors in place. A: 1.00" (25.40)	Zinc Plated Steel	**HBL3000WCGY**
Coupling (Plated) For joining lengths of HBL3000 Raceway. A: 2.20" (55.75)	Zinc Plated Steel	**HBL3001GY**
Take-Off Connector (Reducer) Transition Hubbell HBL3000 Raceway to Hubbell HBL2000 Raceway. A: 2.75" (69.85) B: 2.25" (57.15)	Ivory Gray	**HBL3200REDIV** **HBL3200REDGY**
Tap-Off Fitting Has concentric ½in and ¾in trade size KOs and twistout for communication cables. A: 4.75" (120.65)	Ivory Gray	**HBL3046H2IV** **HBL3046H2GY**
Supporting Clip For supporting lengths of HBL3000 Raceway at any point. Mount with #8 flat head fastener. Has set screw for locking to raceway. A: 2.81" (71.33) B: .75" (19.05)	Ivory Gray	**HBL3003IV** **HBL3003GY**
Rigid Inside Coupling (Plated) For joining lengths of HBL3000 Raceway when added rigidity is required, i.e. raceway suspended overhead. A: 6.00" (152.40)	Zinc Plated Steel	**HBL3001AGY**

**Galvanized Steel*

Wiremold® is a registered trademark of the Wiremold Company.

HBL3000 Series Inches (mm)

Device Bracket and Cover Plates

Description	Color	Catalog No.
Switch Cover For installing single pole, two pole, three way or four way switches. Includes HBL3007CGY device bracket.	Ivory Gray	**HBL3040CEIV** **HBL3040CEGY** A: 4.50" (114.30)
Duplex Receptacle Cover For installing 15A and 20A duplex receptacles and duplex communication frames shown on page S46. Includes HBL3007CGY device bracket.	Ivory Gray	**HBL3043BEIV** **HBL3043BEGY** A: 4.50" (114.30)
Single Receptacle Cover For installing straight blade and locking single receptacles with face diameters of 1.38in to 1.39in (35.05 to 35.31). Includes HBL3007CGY device bracket.	Ivory Gray	**HBL3027AEIV** **HBL3027AEGY** A: 4.50" (114.30)
Blank Cover Has one ½in trade size KO in center. Includes HBL3007CGY bracket.	Ivory Gray	**HBL3036HEIV** **HBL3036HEGY** A: 4.50" (114.30)
Device Bracket For mounting standard devices in HBL3000 Raceway. Use with commercially available flush plate (not furnished).	Zinc Plated Steel	**HBL3007CGY** A: 4.50" (114.30) B: 3.28" (83.31)

Description	Color	Catalog No.
Rectangular Style Line® Recept. Cover For installing 15A and 20A rectangular duplex receptacles, GFCI, surge devices, and rectangular communication frames shown on page S46. Includes HBL3007CGY device bracket.	Ivory Gray	**HBL3048RIV** **HBL3048RGY** A: 4.50" (114.30)
Duplex Receptacle Cover For high strain/vibration. For installing 15A and 20A duplex receptacles and duplex communication frames shown on page S46. Includes device brackets.	Ivory Gray	**HBL3046BEIV** **HBL3046BEGY** A: 5.38" (136.65)
Single Receptacle Cover For installing straight blade and locking single receptacles with face diameters of 1.56in to 1.57in (39.62 to 39.88). Includes HBL3007CGY device bracket.	Ivory Gray	**HBL3033JEIV** **HBL3033JEGY** A: 4.50" (114.30)
Extension Cover Cover accepts 3-wire 30A and 50A devices and standard commercially available flush plates. Includes HBL3007CGY device bracket. See page S46 for plate options.	Ivory Gray	**HBL3051LEIV** **HBL3051LEGY** A: 4.50" (114.30)

**Galvanized Steel*

Tools

Description	Color	Catalog No.
Base Cutter Portable cutter for HBL3000 Raceway Base.		**HBL630B**
Replacement Blade Cutter and Die Set Base blade set.		**HBL630BDK**
Touch-Up Paint Pen	Ivory Gray	**HBLIWEP** **HBLGWEP**

Description	Catalog No.
Cover Cutter Portable cutter for HBL3000 Raceway Cover.	**HBL630C**
Replacement Blade Cutter and Die Set Cover blade set.	**HBL630CDK**

Products at a Glance



HBL4750 Device Bracket

- HBL4750 Device Bracket Plate provides excellent solution for power, data, voice, audio and video applications
- For use with Hubbell KP plates and Hubbell iSTATION modules and bezels
- Provides flush finish with overlap feature to hide potential miscuts



Application Capacity and Flexibility

- Flexible channel divider provides industry leading data capacity in the same profile with a 2/3 datacom split
- By-pass divider opening accepts GFCI or surge devices to be mounted in 70/30 divided channel
- Greater capacity offers more room for moves, adds and changes
- 50/50 split available by utilizing standard divider and divider clips
- Omit divider for maximum cable fill in single service applications



End Reducing Connector

- Connects HBL4750 Raceway to HBL2400 Raceway through the end of HBL4750 Raceway
- Used to connect two different sized raceway profiles



Extensive Line

- 1¼ inch (31.75mm) bend radius fittings meet TIA/EIA requirements
- Integral bend radius offers a fixed solution that does not have to be installed as an option
- Large cross sectional area provides for maximum cable capacity
- Available external, internal, flat, tee and entrance end fittings
- UL Listed, CSA Certified

HBL4750 Series Inches (mm)

HBL4750 Series

Description	Color	Catalog No.
Single Channel Base Packed 50ft (15.24m) per carton, 10ft (3m) lengths. Assembled cover and base dimensions. W: 4.75" (120.65) H: 1.75" (44.45)	Ivory Gray	**HBL4750B10IV** **HBL4750B10GY** A: 120.00" (3048.00) B: 4.75" (120.65) C: 1.62" (41.20)


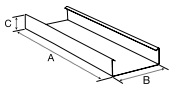

Description	Color	Catalog No.
5ft Cover Packed 50ft (15.24m) per carton, 5ft (1.5m) lengths.	Ivory Gray	**HBL4750CIV** **HBL4750CGY** A: 60.00" (1,524.0) B: 4.75" (120.65)
31in Precut Cover* For 36in (915.00) centers with HBL4747 and HBL4750 Plates.	Ivory Gray	**HBL4750C315IV** **HBL4750C315GY** A: 31.50" (800.10) B: 4.75" (120.65)
19in Precut Cover* For 24in (610.00) centers with HBL4747 and HBL4750 Plates.	Ivory Gray	**HBL4750C195IV** **HBL4750C195GY** A: 19.50" (495.30) B: 4.75" (120.65)
13in Precut Cover* For 18in (457.00) centers with HBL4747 and HBL4750 Plates.	Ivory Gray	**HBL4750C135IV** **HBL4750C135GY** A: 13.50" (342.90) B: 4.75" (120.65)
7in Precut Cover* For 12in (305.00) centers with HBL4747 and HBL4750 Plates.	Ivory Gray	**HBL4750C075IV** **HBL4750C075GY** A: 7.50" (190.50) B: 4.75" (120.65)


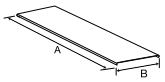

*(10) pieces per carton.
Note: Device centers vary based on cover selection; consult factory for details.

Fittings

Description	Color	Catalog No.
Divider Divides HBL4750 Raceway into two channels. Packed 50ft (15.24m) per carton, 5ft (1.5m) lengths. HBL4751DA Divider Clips are required to hold divider in place.	Painted Steel	**HBL4750DGY** A: 60.00" (1,524.0) B: 1.51" (38.46)
Divider Clip Required for holding HBL4750DGY in place. Use one every 2.5ft (.762m).	Galvanized Steel	**HBL4751DA** A: 4.64" (117.77) B: 1.46" (37.07)
Internal Corner Coupling (Plated) Concealed fitting for making an internal corner while continuing original run in a straight line.	Galvanized Steel	**HBL4717TCAGY** A: 4.59" (116.59) B: 2.71" (68.73) C: 1.47" (37.34)


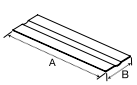


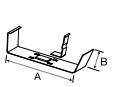


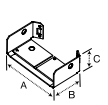

Description	Color	Catalog No.
By-Pass Divider Divides HBL4750 Raceway into two channels with a 70/30 split. Allows for a larger power or datacom wire fill HBL4751DA Divider Clips are required to hold divider in place.	Painted Steel	**HBL4750BP** A: 7.12" (180.74) B: .89" (22.54)
Wire Clip (Plated) For holding conductors in place.	Galvanized Steel	**HBL4750WCGY** A: 4.60" (116.74) B: 1.58" (40.13) C: 1.00" (25.40)
Coupling (Plated) For joining lengths of HBL4750 Raceway. Sold in pairs.	Galvanized Steel	**HBL4751AC** A: 1.47" (37.30) B: .42" (10.59)


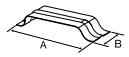


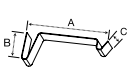




HBL4750 Series Inches (mm)

Elbows

Description	Color	Catalog No.
Internal Elbow, Divided For inside surfaces at right angles. Full capacity 1¼in bend radius internal elbow. A: 4.74" (120.47) B: 4.75" (120.65)	Ivory Gray	**HBL4717DFOIV*** **HBL4717DFOGY***
Internal Elbow, Undivided For inside surfaces at right angles. A: 4.74" (120.47) B: 4.75" (120.65)	Ivory Gray	**HBL4717IV*** **HBL4717GY***
External Elbow, Divided For right angle turns around external corners. Full capacity 1¼in bend radius external elbow. A: 4.88" (123.90) B: 4.75" (120.65)	Ivory Gray	**HBL4718DFOIV*** **HBL4718DFOGY***
External Elbow, Undivided For right angle turns around external corners. A: 4.88" (123.90) B: 4.75" (120.65)	Ivory Gray	**HBL4718IV*** **HBL4718GY***
Flat Elbow, Divided For right angle turns on same surface. Full capacity 1¼in bend radius flat elbow. A: 7.23" (183.76) B: 1.62" (41.15)	Ivory Gray	**HBL4711DFOIV*** **HBL4711DFOGY***
Flat Elbow, Undivided For right angle turns on same surface. A: 7.23" (183.76) B: 1.62" (41.15)	Ivory Gray	**HBL4711IV*** **HBL4711GY***
Internal or External 45° Elbow For making internal or external turns in a run of HBL4750 Raceway. A: 6.04" (153.45) B: 4.59" (116.59)	Ivory Gray	**HBL4712TXIV** **HBL4712TXGY**
Inverted Internal Elbow For connecting a vertical run of HBL4750 Raceway with a horizontal run. A: 4.60" (116.84) B: 1.66" (42.29)	Ivory Gray	**HBL4717NIV** **HBL4717NGY**

Tees

Description	Color	Catalog No.
Tee Fitting, Divided For branches at right angles. Full capacity 1¼in bend radius tee fitting. A: 10.93" (277.63) B: 7.27" (184.54) C: 1.62" (41.15)	Ivory Gray	**HBL4715DFOIV*** **HBL4715DFOGY***
Tee Fitting, Undivided For branches at right angles. A: 10.93" (277.63) B: 7.27" (184.54) C: 1.62" (41.15)	Ivory Gray	**HBL4715IV*** **HBL4715GY***

**HBL4751AC couplings included.*

HBL4750 Series Inches (mm)

End Fittings

Description	Color	Catalog No.
Entrance End Fitting, Divided For connecting HBL4750 Raceway with rigid or flexible conduit. Concentric ¾in, 1in and 1¼in trade size KOs on back and end. Full capacity 1¼in bend radius entrance end fitting. Includes ¾in, 1in, 1¼in KO and removable divider.	Ivory Gray	**HBL4710DFOIV*** **HBL4710DFOGY*** A: 6.76" (171.70) B: 4.75" (120.65) C: 2.66" (67.50)
Entrance End Fitting, Undivided For connecting HBL4750 Raceway with rigid or flexible conduit. Concentric ¾in, 1in and 1¼in trade size KOs on back and end.	Ivory Gray	**HBL4710IV*** **HBL4710GY*** A: 6.76" (171.70) B: 4.75" (120.65) C: 2.66" (67.50)
Blank End Fitting For closing open end of HBL4750 Raceway. Has two ½in trade size KOs.	Ivory Gray	**HBL4710BIV** **HBL4710BGY** A: 4.59" (116.50) B: 1.64" (41.60) C: 1.31" (33.37)
Panel Connector To connect HBL4750 Raceway with surface type panel boxes.	Ivory Gray	**HBL4786AIV** **HBL4786AGY** A: 7.50" (190.50)

Fittings

Description	Color	Catalog No.
Transition Fitting For transitioning Wiremold® 4000 Raceway to Hubbell HBL4750 Raceway.	Ivory Gray	**HBL4750TFIV** **HBL4750TFGY** A: 5.02" (127.53) B: 2.79" (70.78)
Wall Box Connector For back feeding HBL4750 Raceway.	Ivory Gray	**HBL4714AIV** **HBL4714AGY** A: 12.00" (304.80) B: 4.75" (120.65) C: 1.62" (41.15)
End Reducing Connector For connecting HBL4750 Raceway to HBL2400 Raceway through the end of HBL4750 Raceway. Includes HBL2401DC coupling (HBL4751AC not included).	Ivory Gray	**HBL4724REDIV** A: 4.75" (120.65) B: 3.00" (76.20) C: 1.55" (39.37)
Bridge Fitting To bridge HBL4750 series raceway over perpendicular run of raceway or other obstruction. Use standard raceway base and cover, cut in field to required length. Consists of two bridge pieces.	Ivory Gray	**HBL4775DKITIV** **HBL4775DKITGY** A: 4.76" (120.90) B: 5.00" (127.00) C: 3.38" (85.85)
Take-Off Connector (HBL4750 To HBL3000) For 90° tee connection of HBL3000 Raceway from HBL4750 Raceway.	Ivory Gray	**HBL4774AIV** **HBL4774AGY** A: 11.31" (287.38) B: 4.88" (124.00) C: 3.14" (79.78)
2-Gang Tap-Off Fitting Has four concentric ½in and ¾in trade size KOs.	Ivory Gray	**HBL4746H2IV** **HBL4746H2GY** A: 4.75" (120.65) B: 4.75" (120.65)
Connection Cover For covering potential openings where two covers come together.	Ivory Gray	**HBL4756AIV** **HBL4756AGY** A: 4.77" (121.16) B: .75" (19.05) C: .13" (3.36)

**HBL4751AC couplings included.*

Wiremold® is a registered trademark of the Wiremold Company.

HBL4750 Series Inches (mm)

Device Plates and Mounting Bracket

Description	Color	Catalog No.
1-Gang Commercial Device Plate Vertical Mount Use with commercially available 1-gang flush plates. See page S46 for plate options. For single service applications only. 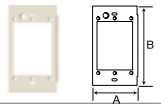	Ivory Gray	**HBL4747CVMIV** **HBL4747CVMGY** A: 2.50" (63.50) B: 4.75" (120.65)
2-Gang, (1) Opening for 1-Gang Comm. Device Plate, (1) Blank Use with commercially available 1-gang flush plates. See page S46 for plate options. 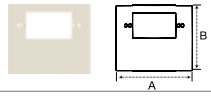	Ivory Gray	**HBL4747C1IV** **HBL4747C1GY** A: 5.12" (130.18) B: 4.75" (120.65)
Device Mounting Bracket Mounting bracket for mounting Hubbell KP Plates, iSTATION Modules and Bezels. See pages S46 and S47 for datacom product selection. 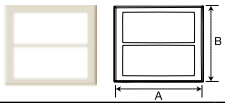	Ivory Gray	**HBL4750IV** **HBL4750GY** A: 5.25" (133.35) B: 4.76" (120.90)

Description	Color	Catalog No.
2-Gang Commercial Device Plate Vertical Mount Use with commercially available 2-gang flush plates. See page S46 for plate options. For single service applications only. 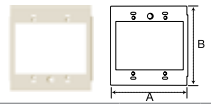	Ivory Gray	**HBL4747CVM2IV** **HBL4747CVM2GY** A: 4.32" (109.86) B: 4.75" (120.65)
2-Gang, (1) Opening for 2-Gang Commercial Device Plate Use with commercially available 2-gang flush plates. See page S46 for plate options. 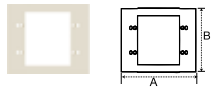	Ivory Gray	**HBL4747C2IV** **HBL4747C2GY** A: 5.12" (130.18) B: 4.75" (120.65)

2-Gang Cover Plates (Include Mounting Bracket)

Description	Color	Catalog No.
2-Gang Cover, Single Round Opening, (1) Blank For single receptacle with face diameter of 1.38in to 1.39in (35.00 to 36.00). 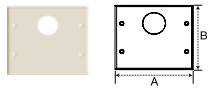	Ivory Gray	**HBL4747AXIV** **HBL4747AXGY** A: 5.43" (137.97) B: 4.75" (120.65)
2-Gang, (1) Duplex Opening, (1) Blank For 15A and 20A duplex receptacles and duplex communication frames shown on page S46. 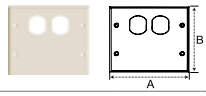	Ivory Gray	**HBL4747BXIV** **HBL4747BXGY** A: 5.43" (137.97) B: 4.75" (120.65)
2-Gang, (2) Duplex Openings For 15A and 20A duplex receptacles and duplex communication frames shown on page S46. 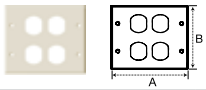	Ivory Gray	**HBL4747BBIV** **HBL4747BBGY** A: 5.43" (137.97) B: 4.75" (120.65)
2-Gang, (1) Duplex Opening, (1) Modular Furniture For 15A and 20A duplex receptacles and duplex communication frames shown on page S46. Includes modular furniture with two keystone twistouts. 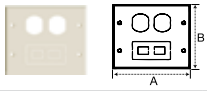	Ivory Gray	**HBL4747BFIV** **HBL4747BFGY** A: 5.43" (137.97) B: 4.75" (120.65)
2-Gang, (1) Duplex, (1) Ortronics® Series II® Mini Adapter Bezel For 15A and 20A duplex receptacle and duplex communication plates. Includes Ortronics® Series II® Mini Adapter Bezel. 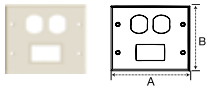	Ivory Gray	**HBL4747BSIV** **HBL4747BSGY** A: 5.43" (137.97) B: 4.75" (120.65)

Description	Color	Catalog No.
2-Gang, Single Round Opening, (1) Blank For single receptacle with face diameter of 1.56in to 1.58in (39.62 to 40.13). 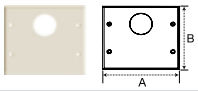	Ivory Gray	**HBL4747JXIV** **HBL4747JXGY** A: 5.43" (137.97) B: 4.75" (120.65)
2-Gang, (1) Style Line® Opening, (1) Blank For Style Line rectangular receptacles, GFCI and surge devices and rectangular communication frames shown on page S46. 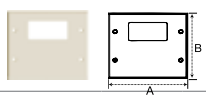	Ivory Gray	**HBL4747RXIV** **HBL4747RXGY** A: 5.43" (137.97) B: 4.75" (120.65)
2-Gang, (1) Style Line® Opening, (1) Modular Furniture For Style Line rectangular receptacles, GFCI, surge devices and rectangular communication frames shown on page S46. Includes modular furniture with two keystone twistouts. 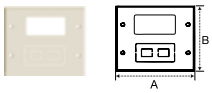	Ivory Gray	**HBL4747RFIV** **HBL4747RFGY** A: 5.43" (137.97) B: 4.75" (120.65)
2-Gang, (1) Duplex Opening, (1) Style Line® Opening For 15A and 20A duplex receptacles and Style Line rectangular receptacles, GFCI, surge devices and rectangular communication frames shown on page S46. 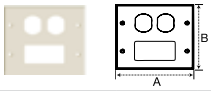	Ivory Gray	**HBL4747BRIV** **HBL4747BRGY** A: 5.43" (137.97) B: 4.75" (120.65)
2-Gang, (1) Duplex, (1) Ortronics® TracJack® Mini Adapter Bezel For 15A and 20A duplex receptacle and duplex communication plates. Includes Ortronics® TracJack® Mini Adapter Bezel. 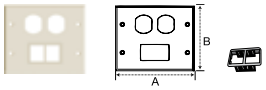	Ivory Gray	**HBL4747BTIV** **HBL4747BTGY** A: 5.43" (137.97) B: 4.75" (120.65)

Ortronics®, Series II® and TracJack® are registered trademarks of The Ortronics Company.

HBL4750 Series Inches (mm)

4-Gang Cover Plates (Include Mounting Bracket)

Description	Color	Catalog No.
4-Gang, Four Duplex Openings For 15A and 20A duplex receptacles and duplex communication frames shown on page S46.	Ivory Gray	**HBL47472BBBBIV** **HBL47472BBBBGY** A: 10.22" (259.56) B: 4.75" (120.65)
4-Gang, Two Duplex Openings, Two Style Line® Openings For 15A and 20A duplex receptacles. Includes Style Line openings for rectangular receptacles, GFCI, surge devices and rectangular communication frames shown on page S46.	Ivory Gray	**HBL47472BBRRIV** **HBL47472BBRRGY** A: 10.22" (259.56) B: 4.75" (120.65)
4-Gang, Two Duplex Openings, Two Modular Furniture For 15A and 20A duplex receptacles and duplex communication frames shown on page S46. Includes two modular furniture with two keystone twistouts.	Ivory Gray	**HBL47472BBFFIV** **HBL47472BBFFGY** A: 10.22" (259.56) B: 4.75" (120.65)
4-Gang, Two Duplex Openings, Two Blanks For 15A and 20A duplex receptacles and duplex communication frames shown on page S46. Includes two blanks.	Ivory Gray	**HBL47472BBXXIV** **HBL47472BBXXGY** A: 10.22" (259.56) B: 4.75" (120.65)

Description	Color	Catalog No.
4-Gang, Two Style Line® Openings, Two Blanks For Style Line rectangular receptacles, GFCI, surge devices and rectangular communication frames shown on page S46. Includes two blanks.	Ivory Gray	**HBL47472RRXXIV** **HBL47472RRXXGY** A: 10.22" (259.56) B: 4.75" (120.65)
4-Gang, Two Duplex Openings, Two Ortronics® Series II® Mini Adapter Bezels For 15A and 20A duplex receptacles and duplex communication plates. Includes two Ortronics® Series II® Mini Adapter Bezels.	Ivory Gray	**HBL47472BBSSIV** **HBL47472BBSSGY** A: 10.22" (259.56) B: 4.75" (120.65)
4-Gang, Two Duplex Openings, Two Ortronics® TracJack® Mini Adapter Bezels For 15A and 20A duplex receptacles and duplex communication plates. Includes two Ortronics® TracJack® Mini Adapter Bezels.	Ivory Gray	**HBL47472BBTTIV** **HBL47472BBTTGY** A: 10.22" (259.56) B: 4.75" (120.65)

Tools

Description	Color	Catalog No.
Base Cutter Cutter for cutting base of HBL4750 Raceway.		**HBL640B**
Replacement Blade Cutter and Die Set Base blade set.		**HBL640BDK**
Touch-Up Paint Pen	Ivory Gray	**HBLIWEP** **HBLGWEP**

Description	Catalog No.
Cover Cutter Cutter for cutting cover of HBL4750 Raceway.	**HBL640C**
Replacement Blade Cutter and Die Set Cover blade set.	**HBL640CDK**

Ortronics®, Series II® and TracJack® are registered trademarks of The Ortronics Company.

Products at a Glance



HBL6750 Device Bracket

- HBL6750 device bracket plate provides excellent solution for three channel power, data, voice, audio and video applications
- For use with Hubbell KP plates and Hubbell iSTATION modules and bezels
- Provides flush finish with overlap feature to hide potential miscuts



Maximum Capacity

- HBL6750 Series options include single channel (no divider), two channel (1/3, 2/3 divider) or three channel (1/3, 1/3, 1/3 divider)
- HBL6750 Series offers maximum capacity in a low profile raceway
- HBL6750, two channel version, features industry leading capacity equivalent to a HBL4750 single channel profile with an additional channel
- Low profile provides a less conspicuous profile than competitive versions
- Available in 10 foot (3m) lengths



Unique Line of Fittings

- 1¼ inch (31.75mm) bend radius fittings meet TIA/EIA requirements
- Integral bend radius offers a fixed solution that does not have to be field installed
- Large cross sectional area provides for maximum cable capacity throughout entire system
- Available external, internal, flat, tee and entrance end fittings
- UL Listed, CSA Certified
- Available in ivory or gray powder coat finish



Plates and Covers

- Wide variety of overlapping cover plates provide flexibility for power, data, voice, audio and video applications
- Available in both 3 and 6-gang options
- Cover plates accept wide selection of Hubbell iSTATION modules and bezels
- Cover plates help to conceal unsightly gaps caused by miscuts
- Precut cover options allow for 12 inch (304.80mm), 18 inch (457.20mm), 24 inch (609.60mm) and 36 inch (914.40mm) "on-center" mounting
- Open System architecture available

HBL6750 Series Inches (mm)

HBL6750 Series

Description	Color	Catalog No.
Single Channel Base Packed 20ft (6.1m) per carton, 10ft (3m) lengths. Assembled cover and base dimensions. W: 6.75" (171.45) H: 2.22" (56.39)	Ivory Gray	**HBL6750B10IV** **HBL6750B10GY** A: 120.00" (3048.00) B: 6.75" (171.45) C: 2.12" (53.85)


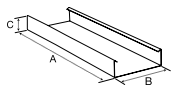

Description	Color	Catalog No.
5ft Cover Packed 20ft (6.1m) per carton, 5ft (1.5m) lengths.	Ivory Gray	**HBL6750CIV** **HBL6750CGY** A: 60.00" (1,524.0) B: 6.75" (171.45)
31in Precut Cover* For 36in (915.00) centers with HBL6747 and HBL6750 Plates.	Ivory Gray	**HBL6750C315IV** **HBL6750C315GY** A: 31.50" (800.10) B: 6.75" (171.45)
19in Precut Cover* For 24in (610.00) centers with HBL6747 and HBL6750 Plates.	Ivory Gray	**HBL6750C195IV** **HBL6750C195GY** A: 19.50" (495.30) B: 6.75" (171.45)
13in Precut Cover* For 18in (457.00) centers with HBL6747 and HBL6750 Plates.	Ivory Gray	**HBL6750C135IV** **HBL6750C135GY** A: 13.50" (342.90) B: 6.75" (171.45)
7in Precut Cover* For 12in (305.00) centers with HBL6747 and HBL6750 Plates.	Ivory Gray	**HBL6750C075IV** **HBL6750C075GY** A: 7.50" (190.50) B: 6.75" (171.45)


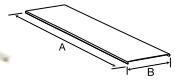

*(10) pieces per carton.
Note: Device centers vary based on cover selection; consult factory for details.

Fittings

Description	Color	Catalog No.
Divider Divides HBL6750 Raceway into two or three channels. Packed 50ft (15.24m) per carton, 5ft (1.5m) lengths. HBL6751DAGY Divider Clips are required to hold divider in place.	Painted Steel	**HBL6750DAGY** A: 60.00" (1524.00) B: 2.03" (51.56)
Divider Clip (Plated) Required for holding HBL6750DAGY in place. Use one every 2.5ft (.762m).	Galvanized Steel	**HBL6751DAGY** A: 6.60" (167.67) B: 1.97" (50.10)
Internal Corner Coupling (Plated) Concealed fitting for making an internal corner while continuing original run in a straight line.	Galvanized Steel	**HBL6717TCAGY** A: 6.56" (166.62) B: 1.94" (49.28)


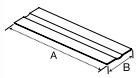


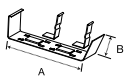


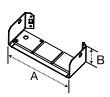

Description	Color	Catalog No.
Wire Clip (Plated) For holding conductors in place.	Galvanized Steel	**HBL6750WCGY** A: 6.61" (167.80) B: 2.09" (53.05)
Coupling (Plated) For joining lengths of HBL6750 Raceway. Sold in pairs.	Galvanized Steel	**HBL6751A** A: 2.00" (50.71) B: .42" (10.59)


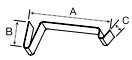


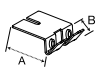

HBL6750 Series Inches (mm)

Elbows

Description	Color	Catalog No.
Internal Elbow, Divided For inside surface at right angles. Full capacity 1¼in bend radius internal elbow.	Ivory Gray	**HBL6717DFOIV*** **HBL6717DFOGY*** A: 4.74" (120.47) B: 6.75" (171.45)
Internal Elbow, Undivided For inside surface at right angles.	Ivory Gray	**HBL6717IV*** **HBL6717GY*** A: 4.74" (120.47) B: 6.75" (171.45)
External Elbow, Divided For right angle turns around external corners. Full capacity 1¼in bend radius external elbow.	Ivory Gray	**HBL6718DFOIV*** **HBL6718DFOGY*** A: 5.83" (148.21) B: 6.75" (171.45)
External Elbow, Undivided For right angle turns around external corners.	Ivory Gray	**HBL6718IV*** **HBL6718GY*** A: 5.83" (148.21) B: 6.75" (171.45)
Flat Elbow, Divided For right angle turns on same surface. Full capacity 1¼in bend radius flat elbow.	Ivory Gray	**HBL6711DFOIV*** **HBL6711DFOGY*** A: 9.23" (234.45) B: 6.75" (171.45) C: 2.14" (54.23) D: 9.83" (249.69) E: 6.75" (171.45)
Flat Elbow, Undivided For right angle turns on same surface.	Ivory Gray	**HBL6711IV*** **HBL6711GY*** A: 9.23" (234.45) B: 6.75" (171.45) C: 2.14" (54.23) D: 9.83" (249.69) E: 6.75" (171.45)
Internal or External 45° Elbow For making internal or external turns in a run of HBL6750 Raceway.	Ivory Gray	**HBL6712TXIV** **HBL6712TXGY** A: 6.53" (165.93) B: 6.56" (166.62)
Inverted Internal Elbow For connecting a vertical run of HBL6750 Raceway with a horizontal run.	Ivory Gray	**HBL6717NIV** **HBL6717NGY** A: 6.56" (166.62) B: 5.13" (130.30)

Tees

Description	Color	Catalog No.
Tee Fitting, Divided For branches at right angles. Full capacity 1¼in bend radius tee fitting.	Ivory Gray	**HBL6715DFOIV*** **HBL6715DFOGY*** A: 8.75" (222.25) B: 6.63" (168.40) C: 3.56" (90.48) D: 7.92" (201.07) E: 6.75" (171.45)
Tee Fitting, Undivided For branches at right angles.	Ivory Gray	**HBL6715IV*** **HBL6715GY*** A: 8.75" (222.25) B: 6.63" (168.40) C: 3.56" (90.48) D: 7.92" (201.07) E: 6.75" (171.45)

**HBL6751A couplings included.*

HBL6750 Series Inches (mm)

End Fittings

Description	Color	Catalog No.
Entrance End Fitting, Divided For connecting HBL6750 Raceway with rigid or flexible conduit. Concentric ¾in, 1in and 1¼in trade size KOs on back and end. Full capacity 1¼in bend radius entrance end fitting. Includes ¾in, 1in and 1¼in KO and removable dividers.	Ivory Gray	**HBL6710DFOIV*** **HBL6710DFOGY*** A: 6.75" (171.45) B: 6.75" (171.45) C: 3.18" (180.71)
Entrance End Fitting, Undivided For connecting HBL6750 Raceway with rigid or flexible conduit. Concentric ¾in, 1in and 1¼in trade size KOs on back and end.	Ivory Gray	**HBL6710IV*** **HBL6710GY*** A: 6.75" (171.45) B: 6.75" (171.45) C: 3.18" (180.71)
Blank End Fitting For closing open end of HBL6750 Raceway. Has (3) ½in trade size KOs.	Ivory Gray	**HBL6710BIV** **HBL6710BGY** A: 6.56" (166.62) B: 1.98" (50.41) C: 1.33" (33.90)
Panel Connector To connect HBL6750 Raceway with surface type panel boxes.	Ivory Gray	**HBL6786IV** **HBL6786GY** A: 7.51" (190.86) B: 2.00" (50.83) C: 7.89" (200.37) D: 2.38" (60.34)

Fittings

Description	Color	Catalog No.
Transition Fitting For transitioning from Wiremold® 6000 Raceway to Hubbell HBL6750 Raceway.	Ivory Gray	**HBL6750TFIV** **HBL6750TFGY** A: 4.35" (110.42) B: 6.96" (176.87)
Wall Box Connector For back feeding HBL6750 Raceway.	Ivory Gray	**HBL6714AIV** **HBL6714AGY** A: 6.75" (171.45) B: 2.14" (54.28) C: 9.90" (251.46)
Take-Off Connector (HBL6750-HBL4750) For 90° tee connection of HBL4750 Raceway from HBL6750 Raceway.	Ivory Gray	**HBL6774AIV** **HBL6774AGY** A: 14.36" (364.76) B: 6.75" (171.45) C: 11.47" (291.29) D: 6.72" (170.69)
3-Gang Tap-Off Fitting Has six concentric ½in and ¾in trade size KOs.	Ivory Gray	**HBL6746HHHIV** **HBL6746HHHGY** A: 4.35" (110.42) B: 6.96" (176.87)
Connection Cover For covering potential openings where two covers come together.	Ivory Gray	**HBL6756AIV** **HBL6756AGY** A: 6.75" (171.45) B: .59" (14.89)

**HBL4751AC couplings included.*

Wiremold® is a registered trademark of the Wiremold Company.

HBL6750 Series Inches (mm)

	Description	Color	Catalog No.	Description	Color	Catalog No.
Device Plates & Mounting Bracket	**3-Gang, (1) Opening for 1-Gang Commercial Device Plate, (2) Blanks** Use with commercially available 1-gang flush plates. See page S46 for plate options. 	Ivory Gray	**HBL6747C1IV** **HBL6747C1GY** A: 5.43" (137.97) B: 6.75" (171.45)	**3-Gang, (1) Opening for 2-Gang Commercial Device Plate, (1) Blank** Use with commercially available 2-gang flush plates. See page S46 for plate options. 	Ivory Gray	**HBL6747C2IV** **HBL6747C2GY** A: 5.43" (137.97) B: 6.75" (171.45)
	Device Mounting Bracket Mounting bracket for mounting Hubbell KP Plates, iSTATION Modules and Bezels. See pages S46 and S47 for datacom product selection. 	Ivory Gray	**HBL6750IV** **HBL6750GY** A: 5.25" (133.35) B: 6.75" (171.45)			
3-Gang Cover Plates (Include Mounting Bracket)	**3-Gang, (1) Duplex Opening, (2) Blanks** For 15A and 20A duplex receptacles and duplex communication plates.  	Ivory Gray	**HBL6747BXXIV** **HBL6747BXXGY** A: 5.43" (137.97) B: 6.75" (171.45)	**3-Gang, (1) Single Round Opening, (2) Blanks** For single receptacle with face diameter of 1.38in to 1.39in (35.05 to 35.31). 	Ivory Gray	**HBL6747AXXIV** **HBL6747AXXGY** A: 5.43" (137.97) B: 6.75" (171.45)
	3-Gang, Three Duplex Openings For 15A and 20A duplex receptacles and duplex communication plates. 	Ivory Gray	**HBL6747BBBIV** **HBL6747BBBGY** A: 5.43" (137.97) B: 6.75" (171.45)	**3-Gang, (1) Single Round Opening, (2) Blanks** For single receptacle with face diameter of 1.56in to 1.58in (39.62 to 40.13). 	Ivory Gray	**HBL6747JXXIV** **HBL6747JXXGY** A: 5.43" (137.97) B: 6.75" (171.45)
	3-Gang, (1) Duplex Opening, (2) Style Line® Openings For 15A and 20A duplex receptacles and duplex communication plates. Includes Style Line openings for rectangular receptacles, GFCI, surge devices and rectangular communication frames shown on page S46.  	Ivory Gray	**HBL6747BRRIV** **HBL6747BRRGY** A: 5.43" (137.97) B: 6.75" (171.45)	**3-Gang, (1) Style Line® Opening, (2) Blanks** For one Style Line rectangular receptacle, GFCI, surge device or rectangular communication device. 	Ivory Gray	**HBL6747RXXIV** **HBL6747RXXGY** A: 5.43" (137.97) B: 6.75" (171.45)
	3-Gang, (2) Duplex Openings, (1) Modular Furniture For 15A and 20A duplex receptacles and duplex communication frames shown on page S46. Includes modular furniture with two keystone twistouts.  	Ivory Gray	**HBL6747BBFIV** **HBL6747BBFGY** A: 5.43" (137.97) B: 6.75" (171.45)	**3-Gang, (2) Style Line® Openings, (1) Modular Furniture** For two Style Line rectangular receptacles, GFCI, surge devices and rectangular communication frames shown on page S46. Includes modular furniture with two keystone twistouts. 	Ivory Gray	**HBL6747RRFIV** **HBL6747RRFGY** A: 5.43" (137.97) B: 6.75" (171.45)
	3-Gang, (2) Duplex Openings, (1) Ortronics® Series II® Mini Adapter Bezel For two 15A and 20A duplex receptacles and duplex communication frames shown on page S46. Includes Ortronics® Series II® Mini Adapter Bezel. 	Ivory Gray	**HBL6747BBSIV** **HBL6747BBSGY** A: 5.43" (137.97) B: 6.75" (171.45)	**3-Gang, (2) Duplex Openings, (1) Ortronics® TracJack® Mini Adapter Bezel** For 15A and 20A duplex receptacles and duplex communication frames shown on page S46. Includes Ortronics® TracJack® Mini Adapter Bezel. 	Ivory Gray	**HBL6747BBTIV** **HBL6747BBTGY** A: 5.43" (137.97) B: 6.75" (171.45)

Ortronics®, Series II® and TracJack® are registered trademarks of The Ortronics Company.

HBL6750 Series Inches (mm)

6-Gang Cover Plates (Include Mounting Bracket)

Description	Color	Catalog No.
6-Gang, Six Duplex Openings For 15A and 20A duplex receptacles and duplex communication frames shown on page S46.	Ivory Gray	**HBL67473BBBBBBIV** **HBL67473BBBBBBGY** A: 10.22" (259.56) B: 6.75" (171.45)
6-Gang, Two Duplex Openings, Four Style Line® Openings For 15A and 20A duplex receptacles and duplex communication frames shown on page S46. Includes Style Line openings for rectangular receptacles, GFCI, surge devices and rectangular communication devices.	Ivory Gray	**HBL67473BBRRRRIV** **HBL67473BBRRRRGY** A: 10.22" (259.56) B: 6.75" (171.45)
6-Gang, Four Duplex Openings, Two Modular Furniture For 15A and 20A duplex receptacles and duplex communication frames shown on page S46. Includes two modular furniture with two keystone twistouts.	Ivory Gray	**HBL67473BBBBFFIV** **HBL67473BBBBFFGY** A: 10.22" (259.56) B: 6.75" (171.45)
6-Gang, Four Duplex Openings, Two Blanks For four 15A and 20A duplex receptacles and duplex communication frames shown on page S46.	Ivory Gray	**HBL67473BBBBXXIV** **HBL67473BBBBXXGY** A: 10.22" (259.56) B: 6.75" (171.45)
6-Gang, Four Style Line® Openings, Two Blanks For four Style Line rectangular receptacles, GFCI, surge devices and rectangular communication frames shown on page S46.	Ivory Gray	**HBL67473RRRRXXIV** **HBL67473RRRRXXGY** A: 10.22" (259.56) B: 6.75" (171.45)
6-Gang, Four Duplex Openings, Two Ortronics® Series II® Mini Adapter Bezels For 15A and 20A duplex receptacles and duplex communication frames shown on page S46. Includes two Ortronics® Series II® Mini Adapter Bezels.	Ivory Gray	**HBL67473BBBBSSIV** **HBL67473BBBBSSGY** A: 10.22" (259.56) B: 6.75" (171.45)
6-Gang, Four Duplex Openings, Two Ortronics® TracJack® Mini Adapter Bezels For 15A and 20A duplex receptacles and duplex communication frames shown on page S46. Includes two Ortronics® TracJack® Mini Adapter Bezels.	Ivory Gray	**HBL67473BBBBTTIV** **HBL67473BBBBTTGY** A: 10.22" (259.56) B: 6.75" (171.45)

Tools

Description	Color	Catalog No.
Base Cutter Cutter for cutting base of HBL6750 Raceway.		**HBL660B**
Replacement Blade Cutter and Die Set Base blade set.		**HBL660BDK**
Touch-Up Paint Pen	Ivory Gray	**HBLIWEP** **HBLGWEP**
Cover Cutter Cutter for cutting cover of HBL6750 Raceway.		**HBL660C**
Replacement Blade Cutter and Die Set Cover blade set.		**HBL660CDK**

Ortronics®, Series II® and TracJack® are registered trademarks of The Ortronics Company.

Products at a Glance



HBLALU2000 Series

- Single channel aluminum raceway
- Satin anodized finish
- Resists oxidation, corrosion and fading
- Can be installed as recessed or surface mounted
- UL Listed and CSA Certified



Aluminum Boxes

- Both in-line and standard boxes available
- Hubbell Handi-Screw® eliminates difficult to install long screws for easier installation
- One seam construction provides clean look
- Box design allows standard wallplates to be mounted flush with virtually no perimeter profile exposed
- Full line of metal wallplates available; see Section T



Wide Selection of Fittings

- Elbows (external, internal, flat) and tee fitting available to accommodate all types of applications
- HBLALU2001 Coupling included with elbows and tee fitting



Aluminum PlugTrak® Featuring Exclusive Receptacle Design

- Satin anodized scratch resistant finish
- Multiple spacing configurations
- Hubbell designed and manufactured single receptacle
- Insulation displacement wiring provides superior wire retention
- Mates with HBLALU2000 aluminum raceway
- Available in 3 feet (0.9m), 5 feet (1.5m), 6 feet (1.8m) lengths
- Tamper-resistant versions available

HBLALU2000 Series Inches (mm)

HBLALU2000 Series

Description	Material	Catalog No.
5ft Base Satin anodized finish. Packed 60ft (18.3m) per carton, 5ft (1.5m) lengths.	Anodized Aluminum	**HBLALU2000B5** A: .82" (21.00) B: 1.84" (46.74)
10ft Base Satin anodized finish. Packed 60ft (18.3m) per carton, 10ft (3m) lengths.	Anodized Aluminum	**HBLALU2000B10** A: .82" (21.00) B: 1.84" (46.74)

Assembled cover and base dimensions.
W: 1.84" (46.74)
H: .91" (23.11)



Description	Material	Catalog No.
Cover Satin anodized finish. Packed 60ft (18.3m) per carton, 5ft (1.5m) lengths.	Anodized Aluminum	**HBLALU2000C5** A: 1.84" (46.74)



Standard / Deep

Description	Material	1-Gang	2-Gang
Device Box For standard switches and receptacles.	Anodized Aluminum	**HBLALU2047** A: 4.54" (115.32) B: 2.82" (71.63) C: 1.38" (35.05)	**HBLALU20472** A: 4.54" (115.32) B: 4.64" (117.86) C: 1.38" (35.05)
Device Box For deep switches and receptacles.	Anodized Aluminum	**HBLALU2044** A: 4.54" (115.32) B: 2.82" (71.63) C: 2.25" (57.15)	**HBLALU20442** A: 4.54" (115.32) B: 4.64" (117.86) C: 2.75" (69.85)
Base Trade Size KOs		1 - ½", ¾" Concentric 1 - Rectangular	1 - ½" 1 - Rectangular

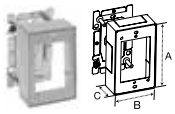

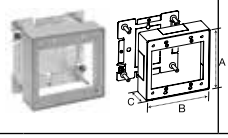

Description	Material	Round Box
Fixture Box with Solid Base To hang fixtures. Cover takes any device with mounting screw centers of 2.75in (69.85), 3.5in (89.00) and 4.06in (103.00).	Anodized Aluminum	**HBLALU2038** A: 1.38" (35.05) B: 4.93" (125.22)

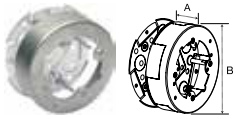

Elbows and Tees

Description	Material	Catalog No.
Internal Elbow For making a 90° internal turn in a raceway run.	Anodized Aluminum	**HBLALU2017*** A: 3.00" (76.20) B: 3.00" (76.20)
Flat Elbow For making a 90° flat turn in a raceway run.	Anodized Aluminum	**HBLALU2011*** A: 3.00" (76.20) B: 3.00" (76.20)



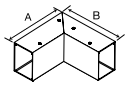



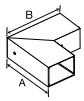

Description	Material	Catalog No.
External Elbow For making a 90° external turn in a raceway run.	Anodized Aluminum	**HBLALU2018*** A: 2.91" (74.04) B: 2.91" (74.04)
Tee Fitting For branch connections of right angles.	Anodized Aluminum	**HBLALU2015*** A: 4.00" (101.60) B: 3.40" (86.36)



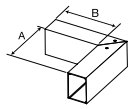



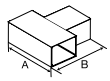

**HBLALU2001 couplings included.*

HBLALU2000 Series Inches (mm)

End Fittings

Description	Material	Catalog No.
Entrance End Fitting ½in NPT steel fitting.	Anodized Aluminum Plate	**HBLALU2010A** A: 1.84" (47.74) B: .91" (23.11) C: 1.51" (38.35)
Blank End Fitting For closing end of raceway.	Anodized Aluminum	**HBLALU2010B** A: 1.84" (46.74) B: .91" (23.11)

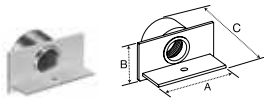

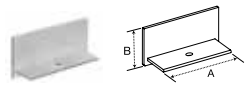

Fittings

Description	Material	Catalog No.
Cover Clip Use to cover potential openings where two pieces of HBLALU2000 Raceway cover come together.	Stainless Steel	**HBLALU2006** A: 1.00" (25.40)
Wire Clip For holding conductors in place.	Anodized Aluminum	**HBLALU2000WC** A: .44" (11.20)
Flush Plate Adaptor For feeding HBL2000 Raceway from an existing wall outlet. Locknut included.	Anodized Aluminum	**HBLALU2051H** A: 4.50" (114.3) B: 4.50" (114.3)
Coupling (Pair) For joining lengths of HBLALU2000 Raceway.	Aluminum	**HBLALU2001** A: 1.67" (42.42) B: 1.67" (42.42)

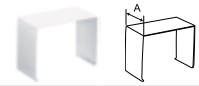



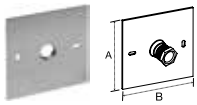



Devices and In-Line Fittings

Description	Material	Catalog No.
In-Line Switch Fitting (Switch sold separately.)	Anodized Aluminum	**HBLALU2040A** A: 4.12" (104.65) B: 1.84" (46.74)
Ground Adapter (Plated) For connection of equipment grounding conductor to provide an additional ground to raceway. Screws included.	Galvanized Steel	**HBLALU2009** A: 2.35" (59.8) B: 1.18" (30.0)
Supporting Clip For mounting lengths of HBLALU2000 Raceway at any point. Mount with #6 flat head fastener. Has set screw for locking to raceway. Raceway must be screwed to the wall for secure fastening.	Stainless Steel	**HBLALU2003** A: 2.00" (50.80)





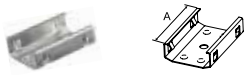

**HBLALU2001 couplings included.*

Aluminum PlugTrak® Series

Available in Standard, Isolated Ground (IG), Tamper-Resistant (TR) and USB (U) versions

Tamper-Resistant

USB







	Amp	Circuits	Single Recept.	USB Ports	Receptacle Spacing (in)	Catalog No.
3 Foot	15	Single	6	–	6	**HBLALU20GB306**
	15	IG/Single	6	–	6	**HBLALU20IG306**
	15	TR/Single	6	–	6	**HBLALU20GB306TR**
	15	USB/Single	2	2	12	**HBLALU20GB312U**
	20	Single	6	–	6	**HBLALU24GB306**
	20	IG/Single	6	–	6	**HBLALU24IG306**
	20	TR/Single	6	–	6	**HBLALU24GB306TR**
5 Foot	15	Single	10	–	6	**HBLALU20GB506**
	15	Single	5	–	12	**HBLALU20GB512**
	15	IG/Single	10	–	6	**HBLALU20IG506**
	15	TR/Single	5	–	12	**HBLALU20GB512TR**
	20	Single	10	–	6	**HBLALU24GB506**
	20	Single	5	–	12	**HBLALU24GB512**
	20	IG/Single	10	–	6	**HBLALU24IG506**
	20	TR/Single	5	–	12	**HBLALU24GB512TR**
6 Foot	15	Single	12	–	6	**HBLALU20GB606**
	15	Single	6	–	12	**HBLALU20GB612**
	15	Single	4	–	18	**HBLALU20GB618**
	15	Two	12	–	6	**HBLALU20GBA606**
	15	Two	6	–	12	**HBLALU20GBA612**
	15	Two	4	–	18	**HBLALU20GBA618**
	15	IG/Single	12	–	6	**HBLALU20IG606**
	15	USB/Single	4	4	12	**HBLALU20GB612U**
	20	Single	12	–	6	**HBLALU24GB606**
	20	Single	6	–	12	**HBLALU24GB612**
	20	Single	4	–	18	**HBLALU24GB618**
	20	Two	12	–	6	**HBLALU24GBA606**
	20	Two	6	–	12	**HBLALU24GBA612**
	20	Two	4	–	18	**HBLALU24GBA618**
	20	IG/Single	12	–	6	**HBLALU24IG606**

Note: IG = Isolated Ground; TR = Tamper-Resistant; U = USB
Hubbell Aluminum PlugTrak is supplied with (2) HBLALU2010B blank end fittings and (1) HBLALU2001 coupling.

	Description		Catalog No.
Device Boxes	Standard 1-Gang Device Box		**HBLALU2047**
	Deep 1-Gang Device Box		**HBLALU2044**
	Standard 2-Gang Device Box		**HBLALU20472**
	Deep 2-Gang Device Box		**HBLALU20442**
	Round Box		**HBLALU2038**
Elbows and Tees	External Elbow		**HBLALU2018**
	Internal Elbow		**HBLALU2017**
	Flat Elbow		**HBLALU2011**
	Tee		**HBLALU2015**
Fittings	Cover Clip		**HBLALU2006**
	Supporting Clip		**HBLALU2003**
	Coupling		**HBLALU2001**
	Entrance End Fitting		**HBLALU2010A**
	In-Line Switch Fitting		**HBLALU2040A**
	Blank End Fitting		**HBLALU2010B**

Note: See pages S35–S36 for additional information.

Products at a Glance



HBLALU3800 and HBLALU4800 Series

- Single and two channel aluminum raceways
- Satin anodized finish
- Resists oxidation, corrosion and fading
- Can be installed as recessed or surface mounted
- UL Listed and CSA Certified



Split Covers

- Single and two channel raceways utilize common cover
- Split covers allow access to one service at a time
- Common aesthetics throughout line



Wide Selection of Fittings

- External, internal, flat and tee fittings available to accommodate all types of applications
- Available in both single and two channel versions



Device Cover Plates

- Cover plates can be used for both HBLALU3800 and HBLALU4800 Raceways
- Cover plates offer option for most common power device applications
- Low profile bezel cover accommodates Hubbell iSTATION Modules
- Open System data option available
- Base mounted cover plates available for added strength

HBLALU3800 Series Inches (mm)

HBLALU3800 Series

Description	Color	Catalog No.
Single Channel Base Satin anodized finish. Packed 40ft (12.19m) per carton, 10ft (3m) lengths. Assembled cover and base dimensions. W: 3.00" (76.20) H: 2.25" (57.15)	Anodized Aluminum	**HBLALU3800B10** A: 2.10" (53.34) B: 3.00" (76.20)
Cover Satin anodized finish. Packed 40ft (12.19m) per carton, 5ft (1.5m) lengths.	Anodized Aluminum	**HBLALUC5** A: 3.00" (76.20)

Elbows and Tees

Description	Color	Catalog No.
Internal Elbow For making a 90° internal turn in a raceway run.	Anodized Aluminum	**HBLALU3817*** A: 6.00" (152.40) B: 6.00" (152.40)
Inverted Internal Elbow For connecting a vertical run of HBLALU3800 with a horizontal run with its cover facing up.	Anodized Aluminum	**HBLALU3817N*** A: 6.00" (152.40) B: 5.98" (151.89)
External Elbow For making a 90° external turn in a raceway run.	Anodized Aluminum	**HBLALU3818*** A: 6.00" (152.40) B: 6.00" (152.40)
Tee For branch connections of two runs of HBLALU3800 Raceway.	Anodized Aluminum	**HBLALU3815*** A: 6.00" (152.40) B: 6.00" (152.40)
Flat Elbow For making a 90° flat turn in a raceway run.	Anodized Aluminum	**HBLALU3811*** A: 6.00" (152.40) B: 6.00" (152.40)

End Fittings

Description	Color	Catalog No.
Entrance End Fitting For feeding raceway, has concentric ½in and ¾in trade size KOs.	Anodized Aluminum	**HBLALU3810B1** A: 3.00" (76.20) B: 2.31" (58.74)
Blank End Fitting For closing end of raceway.	Anodized Aluminum	**HBLALU3810B** A: 3.00" (76.20) B: 2.31" (58.74)

Fittings

Description	Color	Catalog No.
Cover Clip To cover seam where lengths of HBLALU3800 Raceway come together.	Stainless Steel	**HBLALU3806** A: 1.38" (34.92)
Wire Clip For holding conductors in place. Can be used for either HBLALU3800 or HBLALU4800 Raceway.	Anodized Aluminum	**HBLALUWC** A: 1.00" (25.40)
Internal Corner Coupling For butting two raceway sections to form an internal 90° turn in a raceway run.	Anodized Aluminum	**HBLALU17A** A: 4.00" (101.80) B: 2.00" (50.83)
Grounding Adapter For connection of equipment grounding. #10-32 Locking screws included.	Galvanized Steel	**HBLALU09** A: 4.00" (101.80) B: 2.00" (50.83)
Couplings (Pair) To join lengths of HBLALU3800 or HBLALU4800 base.	Aluminum	**HBLALU01** A: 2.85" (72.39) B: 4.00" (101.80)

**HBLALU01 couplings included.*

Note: See page S41 for cover plates.

HBLALU4800 Series Inches (mm)

HBLALU4800 Series

Description	Color	Catalog No.
Two Channel Base Satin anodized finish. Packed 40ft (12.19m) per carton, 10ft (3m) lengths. Assembled cover and base dimensions. W: 6.00" (152.40) H: 2.25" (57.15)	Anodized Aluminum	**HBLALU4800B10** A: 2.10" (53.34) B: 6.00" (152.40)
Cover (Single Channel) Satin anodized finish. Packed 40ft (12.19m) per carton, 5ft (1.5m) lengths.	Anodized Aluminum	**HBLALUC5** A: 3.00" (76.20)

Elbows and Tees

Description	Color	Catalog No.
Internal Elbow (Two Channel) For making a 90° internal turn in a raceway run.	Anodized Aluminum	**HBLALU4817*** A: 6.00" (152.40) B: 6.00" (152.40)
Inverted Internal Elbow (Two Channel) For connecting a vertical run of HBLALU4800 with a horizontal run with its cover facing up.	Anodized Aluminum	**HBLALU4817N*** A: 6.00" (152.40) B: 5.98" (151.89)
External Elbow (Two Channel) For making a 90° external turn in a raceway run.	Anodized Aluminum	**HBLALU4818*** A: 6.00" (152.40) B: 6.00" (152.40)
Tee (Two Channel) For branch connections of two runs of HBLALU4800 Raceway.	Anodized Aluminum	**HBLALU4815*** A: 9.00" (228.60) B: 9.00" (228.60)
Flat Elbow (Two Channel) For making a 90° flat turn in a raceway run.	Anodized Aluminum	**HBLALU4811*** A: 9.00" (228.60) B: 9.00" (228.60)

End Fittings

Description	Color	Catalog No.
Entrance End Fitting (Two Channel) For feeding raceway, has two concentric ½in and ¾in trade size KOs.	Anodized Aluminum	**HBLALU4810B2** A: 6.00" (152.40) B: 2.31" (58.74)
Blank End Fitting (Two Channel) For closing end of raceway.	Anodized Aluminum	**HBLALU4810B** A: 6.00" (152.40) B: 2.31" (58.74)

Fittings

Description	Color	Catalog No.
Cover Clip To cover seam where lengths of HBLALU4800 Raceway come together.	Stainless Steel	**HBLALU4806** A: 1.38" (34.92)
Wire Clip Used for holding conductors in place on raceway. Can be used for either HBLALU3800 or HBLALU4800 Raceway.	Anodized Aluminum	**HBLALUWC** A: 1.00" (25.40)
Internal Corner Coupling For butting two raceway sections to form an internal 90° turn in a raceway run.	Anodized Aluminum	**HBLALU17A** A: 4.00" (101.80) B: 2.00" (50.83)
Grounding Adapter For connection of equipment grounding. #10-32 locking screws included.	Galvanized Steel	**HBLALU09** A: 4.00" (101.80) B: 2.00" (50.83)
Couplings (Pair) To join lengths of HBLALU3800 or HBLALU4800 base.	Aluminum	**HBLALU01** A: 2.85" (72.39) B: 4.00" (101.80)

**HBLALU01 couplings included.*
Note: See page S41 for cover plates.

HBLALU3800 and HBLALU4800 Series Inches (mm)

Cover Plates

Description	Color	Catalog No.
Duplex Receptacle Cover For duplex receptacles and duplex communication frames shown on page S46. 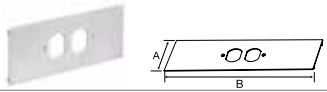	Anodized Aluminum	**HBLALUDR** A: 3.00" (76.20) B: 12.00" (304.80) **HBLALU34DRBM** (Base Mounted Device) A: 3.00" (76.20) B: 12.00" (304.80)
Rectangular Style Line® Cover For Style Line rectangular duplex receptacle, GFCI, surge device or rectangular communication frames shown on page S46. 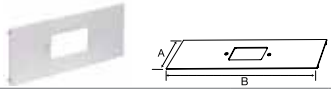	Anodized Aluminum	**HBLALUG** A: 3.00" (76.20) B: 12.00" (304.80) **HBLALU34GBM** (Base Mounted Device) A: 3.00" (76.20) B: 12.00" (304.80)
Single Receptacle Cover For single receptacle with face diameters of 1.56in to 1.59in (39.62 to 40.39). 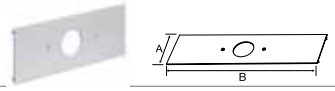	Anodized Aluminum	**HBLALUF** A: 3.00" (76.20) B: 12.00" (304.80) **HBLALU34FBM** (Base Mounted Device) A: 3.00" (76.20) B: 12.00" (304.80)
Blank Cover To cover 12in (305.00) section of raceway. 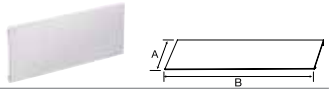	Anodized Aluminum	**HBLALUBL** A: 3.00" (76.20) B: 12.00" (304.80)
Hubbell iSTATION Cover For mounting Hubbell iSTATION Modules. For the HBLALUPB use the KPIMBZGY on page S46 with modules from page S47. For the HBLALULPBA use the IMF1GY on page S47 or any IFPxxGY plates on page S46 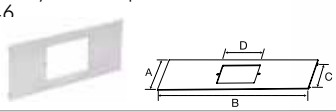	Anodized Aluminum	**HBLALULPB** A: 3.00" (76.20) B: 12.00" (304.80) C: 1.90 (48.26) D: 4.21 (106.93) **HBLALULPBA** A: 3.00" (76.20) B: 12.00" (304.80) C: 1.90 (48.26) D: 3.00" (76.20)

Description	Color	Catalog No.
Toggle Switch Cover For single pole, two pole, three way or four way switches. 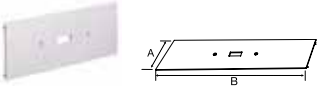	Anodized Aluminum	**HBLALUN** A: 3.00" (76.20) B: 12.00" (304.80) **HBLALU34NBM** (Base Mounted Device) A: 3.00" (76.20) B: 12.00" (304.80)
Single Receptacle Cover For single receptacle with face diameters of 1.38in to 1.39in (35.05 to 35.31). 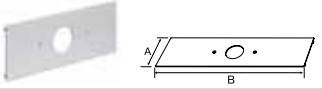	Anodized Aluminum	**HBLALUE** A: 3.00" (76.20) B: 12.00" (304.80) **HBLALU34EBM** (Base Mounted Device) A: 3.00" (76.20) B: 12.00" (304.80)
Single Receptacle Cover For single receptacle with face diameter of 2.13in (54.10). 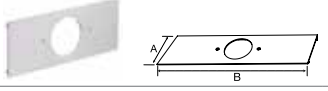	Anodized Aluminum	**HBLALUJ** A: 3.00" (76.20) B: 12.00" (304.80) **HBLALU34JBM** (Base Mounted Device) A: 3.00" (76.20) B: 12.00" (304.80)
Ortronics® Cover Plate For two Ortronics TracJack® or one Series II® datacom insert. Both bezels included. 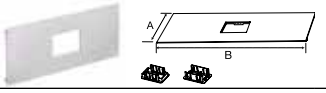	Anodized Aluminum	**HBLALUABRT** A: 3.00" (76.20) B: 12.00" (304.80)

Base Mounted Device Cover Design
No exposed screw holes. Receptacle is securely mounted to the raceway base rather than the cover.



Ortronics®, Series II® and TracJack® are registered trademarks of The Ortronics Company.

Products at a Glance



HBLALU5000 and HBLALU7620 Series

- Two and three channel aluminum raceways
- Satin anodized finish
- Resists oxidation, corrosion and fading
- Can be installed as recessed or surface mounted
- UL Listed and CSA Certified



Covers

- Two and three channel raceway utilize common covers
- Available in single and dual channel cover designs
- Single covers allow access to one service at a time
- Dual channel cover fits over two channels for a seamless look
- Common aesthetics throughout line



Wide Selection of Fittings

- External, internal, flat and tee fittings available to accommodate all types of applications
- Available in both two and three channel versions



Compatible Cover Plates

- Cover plates can be used for both HBLALU5000 and HBLALU7620 Raceways
- Cover plates offer option for most common power device applications
- Low profile bezel cover accommodates Hubbell iSTATION modules
- Open System data option available
- Base mounted cover plates available for added strength

HBLALU5000 Series Inches (mm)

HBLALU5000 Series

Description	Color	Catalog No.
Two Channel Base Satin anodized finish. Packed 40ft (12.19m) per carton, 10ft (3m) lengths. Assembled cover and base dimensions. W: 5.08" (129.03) H: 1.75" (44.45)	Anodized Aluminum	**HBLALU5000B10** A: 1.66" (42.16) B: 5.08" (129.03)
Cover (Single Channel) Satin anodized finish. Packed 40ft (12.19m) per carton, 5ft (1.5m) lengths.	Anodized Aluminum	**HBLALUC57** A: 2.54" (64.52)

Elbows and Tees

Description	Color	Catalog No.
Internal Elbow For making a 90° internal turn in a raceway run.	Anodized Aluminum	**HBLALU5017*** A: 6.00" (152.40) B: 6.00" (152.40)
Inverted Internal Elbow For connecting a vertical run of HBLALU5000 with a horizontal run with its cover facing up.	Anodized Aluminum	**HBLALU5017N*** A: 5.91" (150.20) B: 5.98" (151.89)
External Elbow For making a 90° external turn in a raceway run.	Anodized Aluminum	**HBLALU5018*** A: 6.00" (152.40) B: 6.00" (152.40)
Tee For branch connections of two runs of HBLALU5000 Raceway.	Anodized Aluminum	**HBLALU5015*** A: 9.00" (228.60) B: 8.08" (205.30)
Flat Elbow For making a 90° flat turn in a raceway run.	Anodized Aluminum	**HBLALU5011*** A: 9.00" (228.60) B: 9.00" (228.60)

End Fittings

Description	Color	Catalog No.
Entrance End Fitting For feeding raceway, has concentric ½in and ¾in trade size KOs.	Anodized Aluminum	**HBLALU5010B2** A: 5.08" (129.10) B: 1.75" (44.40)
Blank End Fitting For closing end of raceway.	Anodized Aluminum	**HBLALU5010B** A: 5.08" (129.10) B: 1.75" (44.40)

Fittings

Description	Color	Catalog No.
Cover Clip To cover seam where lengths of HBLALU5000 Raceway come together.	Stainless Steel	**HBLALU5006** A: 1.38" (34.92)
Wire Clip For holding conductors in place. Can be used for either HBLALU5000 or HBLALU7620 Raceway.	Anodized Aluminum	**HBLALU57WC** A: 1.00" (25.40)
Internal Corner Coupling For butting two raceway sections to form an internal 90° turn in a raceway run.	Anodized Aluminum	**HBLALU5717A** A: 3.50" (88.90) B: 2.38" (60.30)
Grounding Adapter For connection of equipment grounding. #10-32 Locking screws included.	Galvanized Steel	**HBLALU5709** A: 3.37" (85.50) B: 2.00" (50.83)
Couplings (Pair) To join lengths of HBLALU5000 or HBLALU7620 base.	Aluminum	**HBLALU5701** A: 2.38" (60.30) B: 4.00" (101.80)

**HBLALU5701 couplings included*

Note: See page S45 for cover plates.

HBLALU7620 Series Inches (mm)

HBLALU7620 Series

Description	Color	Catalog No.
Three Channel Base Satin anodized finish. Packed 40ft (12.19m) per carton, 10ft (3m) lengths. Assembled cover and base dimensions. W: 7.62" (193.55) H: 2.25" (57.15)	Anodized Aluminum	**HBLALU7620B10** A: 2.16" (54.86) B: 7.62" (193.55)
Cover (Single Channel) Satin anodized finish. Packed 40ft (12.19m) per carton, 5ft (1.5m) lengths.	Anodized Aluminum	**HBLALUC57** A: 2.54" (64.52)

Elbow Fittings

Description	Color	Catalog No.
Internal Elbow For making a 90° internal turn in a raceway run.	Anodized Aluminum	**HBLALU7617*** A: 6.50" (165.10) B: 6.50" (165.10)
External Elbow For making a 90° external turn in a raceway run.	Anodized Aluminum	**HBLALU7618*** A: 5.50" (139.70) B: 5.50" (139.70)
Flat Elbow For making a 90° flat turn in a raceway run.	Anodized Aluminum	**HBLALU7611*** A: 11.54" (293.10) B: 11.54" (293.10)
Inverted Internal Elbow For connecting a vertical run of HBLALU7620 with a horizontal run with its cover facing up.	Anodized Aluminum	**HBLALU7617N*** A: 6.50" (165.10) B: 5.98" (151.89)
Tee For branch connections of two runs of HBLALU7620 Raceway.	Anodized Aluminum	**HBLALU7615*** A: 9.00" (228.60) B: 10.62" (269.80)

End Fittings

Description	Color	Catalog No.
Entrance End Fitting For feeding raceway, has concentric ½in and ¾in trade size KOs.	Anodized Aluminum	**HBLALU7610B2** A: 7.62" (193.50) B: 2.31" (58.70)
Blank End Fitting For closing end of raceway.	Anodized Aluminum	**HBLALU7610B** A: 7.62" (193.50) B: 2.31" (58.70)

Fittings

Description	Color	Catalog No.
Cover Clip To cover seam where lengths of HBLALU7620 Raceway come together.	Stainless Steel	**HBLALU7606** A: 1.38" (34.92)
Internal Corner Coupling For butting two raceway sections to form an internal 90° turn in a raceway run.	Anodized Aluminum	**HBLALU5717A** A: 3.50" (88.90) B: 2.38" (60.30)
Couplings (Pair) To join lengths of HBLALU5000 or HBLALU7620 base.	Aluminum	**HBLALU5701** A: 2.38" (60.30) B: 4.00" (101.80)
Wire Clip For holding conductors in place. Can be used for either HBLALU5000 or HBLALU7620 Raceway.	Anodized Aluminum	**HBLALU57WC** A: 1.00" (25.40)
Grounding Adapter For connection of equipment grounding. #10-32 Locking screws included.	Galvanized Steel	**HBLALU5709** A: 3.37" (85.50) B: 2.00" (50.83)

**HBLALU5701 couplings included*

Note: See page S45 for cover plates.

HBLALU5000 and HBLALU7620 Series Inches (mm)

Cover Plates

Description	Color	Catalog No.
Duplex Receptacle Cover For duplex receptacles and duplex communication frames shown on page S46.	Anodized Aluminum	**HBLALU57DR** A: 2.54" (64.50) B: 12.00" (304.80) **HBLALU57DRBM** (Base Mounted Device) A: 2.54" (64.50) B: 12.00" (304.80)
Rectangular Style Line® Cover For Style Line rectangular duplex receptacle, GFCI, surge device or rectangular communication frames shown on page S46.	Anodized Aluminum	**HBLALU57G** A: 2.54" (64.50) B: 12.00" (304.80) **HBLALU57GBM** (Base Mounted Device) A: 2.54" (64.50) B: 12.00" (304.80)
Single Receptacle Cover For single receptacle with face diameters of 1.38in to 1.39 in (35.05 to 35.31).	Anodized Aluminum	**HBLALU57E** A: 2.54" (64.50) B: 12.00" (304.80) **HBLALU57EBM** (Base Mounted Device) A: 2.54" (64.50) B: 12.00" (304.80)
Hubbell iSTATION Cover For mounting Hubbell iSTATION modules. IMF1GY or IFPxxGY frames and plates on pages S46 and S47.	Anodized Aluminum	**HBLALU57LPB** A: 2.54" (64.50) B: 12.00" (304.80) C: 1.90 (48.26) D: 3.00" (76.20)
2-Gang Raised Device Box KP device plates only, found on page S46.	Gray PVC	**HBLALU57KP2G** A: 5.08" (129.10) B: 7.64" (193.90)

Description	Color	Catalog No.
Toggle Switch Cover For single pole, two pole, three-way or four-way switches.	Anodized Aluminum	**HBLALU57N** A: 2.54" (64.50) B: 12.00" (304.80) **HBLALU57NBM** (Base Mounted Device) A: 2.54" (64.50) B: 12.00" (304.80)
Blank Cover To cover 12in (305.00) section of raceway.	Anodized Aluminum	**HBLALU57BL** A: 2.54" (64.50) B: 12.00" (304.80)
Single Receptacle Cover For single receptacle with face diameters of 1.56in to 1.59in (39.62 to 40.39).	Anodized Aluminum	**HBLALU57F** A: 2.54" (64.50) B: 12.00" (304.80) **HBLALU57FBM** (Base Mounted Device) A: 2.54" (64.50) B: 12.00" (304.80)
Ortronics® Cover Plate For two Ortronics TracJack® or one Series II® datacom insert. Both bezels included.	Anodized Aluminum	**HBLALU57ABRT** A: 2.54" (64.50) B: 12.00" (304.80)

Base Mounted Device Cover Design
No exposed screw holes. Receptacle is securely mounted to the raceway base rather than the cover.



Ortronics®, Series II® and TracJack® are registered trademarks of The Ortronics Company.

Device Brackets and Wallplates Inches (mm)

	Description	Color	HBL4750 Series	HBL6750 Series
1. Choose Device Mounting Bracket	Device Mounting Bracket for HBL4750 and HBL6750 Series Metal Raceway	Gray Ivory	**HBL4750GY** **HBL4750IV**	 **HBL6750GY** **HBL6750IV**

2. Choose 1-Gang Wallplates	Color	Catalog No.	Catalog No.	Catalog No.	Catalog No.
	Gray	 **KP8GY** Duplex	 **KP26GY** Style Line®	 **KP1GY** Toggle	 **KP7GY** Receptacle (1.41 ID)
	Gray	 **KP212GY** Coax (2)	 **KP2140GY** Jack/Coax	 **KP2162GY** Modular Jacks (2)	 **KP2163GY** Modular Jacks (3)
	Gray	 **KPORTGY** Ortronics Series II® Data Module	 **KPPANGY** Panduit Mini-Com® Data Module	 **KP14GY** Blank	 **KP720GY** Receptacle (1.60 ID)
	Gray	 **KPIMBZGY** 3-Unit iSTATION (Accepts all Hubbell iSTATION Modules found in Section T).			

Communications Wallplates.	Color	Catalog No.	Catalog No.	Catalog No.	Catalog No.
	Gray Ivory	 **ISF2GY** **ISF2EI** Decorator 2-Port	 **ISF3GY** **ISF3EI** Decorator 3-Port	 **ISF4GY** **ISF4EI** Decorator 4-Port	 **ISF6GY** **ISF6EI** Decorator 6-Port
	Gray Ivory Office White	 **IFP126GY** **–** **IFP126OW** Decorator	 **IFP12GY** **IFP12EI** Flush 2-Port	 **IFP13GY** **IFP13EI** Flush 3-Port	 **IFP14GY** **IFP14EI** Flush 4-Port
	Gray Ivory Office White	 **IFP16GY** **IFP16EI** Flush 6-Port	 **–** **–** **IFP18OW** Duplex	 **BR106G** **BR106E** Duplex 2-Port	 **Q106G** **Q106E** Duplex 4-Port

Note: For HBL3000 series raceway applications, Catalog No. HBL3051LEIV/GY must be used with plates and devices.

Panduit® and Mini-Com® are registered trademarks of Panduit Corp.
Ortronics® and Series II® are registered trademarks of Ortronics/Legrand.

Frame Modules and Modular Connector Fittings Inches (mm)

	Description	Color	HBL4750 Series	HBL6750 Series
1. Choose Plate Frame	Front loading plate will accept any modules in three unit combinations. Angled fixtures to be used in bottom opening only. Use KPIMBZAL/GY plate with modules for HBL4750 and HBL6750 Series device mounting bracket located on page S46. See Section T for additional Hubbell iSTATION modules and datacom products. *Note: Each gang accepts 3 module units.*	Gray Ivory	 **IMF1GY** **IMF1EI**	**IMF2GY** **IMF2EI**

	Color	Catalog No.	Catalog No.	Catalog No.	Catalog No.
2. Choose Modules	Gray Ivory	**IMB05GY** **IMB05EI** Blank Module .5 Unit	 **IMB1GY** **IMBEI** Blank Module 1 Unit	 **IMB15GY** **IMB15EI** Blank Module 1.5 Unit	
	Gray Ivory	 **IM1K1GY** **IM1K1EI** Modular Flat 1 Unit	 **IM2K1GY** **IM2K1EI** Modular Flat 1 Unit	 **IM1KA15GY** **IM1KA15EI** Modular Angled 1.5 Unit	 **IM2KA15GY** **IM2KA15EI** Modular Angled 1.5 Unit
	Gray Ivory	 **IM1SCA15GY** **IM1SCA15EI** SC 1 Duplex Angled, 1.5 Unit	 **IM2SCA2GY** **IM2SCA2EI** SC 2 Duplex Angled, 2 Unit	 **IM1IA15GY** **IM1IA15EI** Modular Recessed 1.5 Unit	 **IM2IA15GY** **IM2IA15EI** Modular Recessed 1.5 Unit
	Keystone Opening Hole size for mounting all Hubbell jacks	 A: .580" (14.73) B: .760" (19.30)			

Modular connectors to be used with any plate with a standard modular opening. Not recommended for use with KP plates. For KP applications use KPIMBZAL/GY bezel and appropriate Hubbell iSTATION modules located in the Section T. Use appropriate Hubbell iSTATION modules for SC fiber adapters. See Section T for additional modular connectors.

	Color	Catalog No.	Catalog No.	Catalog No.
Modular Connector Fittings	Gray Ivory	 **SFFGGY** **SFFGEI** F-Type Coupler Gold	 **SFFGX** **SFFEX** F-Type Coupler Nickel	 **SFBG10** **SFBGE10** Blank (10 Pack)
	Gray Ivory	 **SFRCRFFGY** **SFRCRFFEI** RCA Gold Pass-through F/F Coupler Red Insulator	 **SFRCWFFGY** **SFRCWFFEI** RCA Gold Pass-through F/F Coupler White Insulator	 **SFRCYFFGY** **SFRCYFFEI** RCA Gold Pass-through F/F Coupler Yellow Insulator
	Black	 **SFSV110BK** S-Video 110, Black	 **SFSVBK** S-Video F/F Coupler	 **SFSPGBK*** **SFSPGR**** Speaker Post Connector
	Black housing only	 **SFRC110R** RCA 110 Punchdown Red Insulator	 **SFRC110W** RCA 110 Punchdown White Insulator	 **SFRC110Y** RCA 110 Punchdown Yellow Insulator

**Office White housing with black ring color*
***Office White housing with red ring color*

	Color	Catalog No.	Catalog No.	Catalog No.
Modular Jacks	See below	 **HXJ5Exx** Cat 5e, T568A, T568B, RJ45	 **HXJ6xx** Cat 6, T568A, T568B, RJ45	 **HXJUxx** 6 Position USOC, RJ25

xx = Color: ***BK*** *(Black),* ***B*** *(Blue),* ***GY*** *(Gray),* ***GN*** *(Green),* ***EI*** *(Ivory),* ***OW*** *(Office White),* ***OR*** *(Orange),* ***R*** *(Red),* ***W*** *(White), or* ***Y*** *(Yellow)*

Wire Fill Capacity Chart and Technical Information

Metal and Aluminum Raceway Wire Fill Capacities

				Power (THHN/T90 Nylon)			Voice		Data (Copper Cables)					Data (Multimode Fiber Optic Cables)		
				14 AWG	12 AWG	10 AWG	4-Pair	25-Pair	Type RG59U	Cat 5e	Cat 6	Cat 6A	Cat 6 STP	(2) or (4) Fiber Round Cable	Fiber Optic Jumpers	Fiber Optic Zip Cord
			Wire O.D. (in):	0.111	0.13	0.164	0.19	0.41	0.242	0.21	0.25	0.35	0.29	0.19	0.118	.12 x .24
			Wire Area (sq in):	0.0097	0.0133	0.0211	0.0283	0.1320	0.0460	0.0346	0.0491	0.0962	0.0660	0.0283	0.0109	0.0288
	Series		Channel Area (sq in)	Wire Fill Capacity			40%	40%	40%	40%	40%	40%	40%	40%	40%	40%
Metal Raceway	HBL500		0.22	7	5	3	2	0	1	2	1	1	1	2	8	2
	HBL700		0.26	10	7	4	3	0	2	3	2	1	1	3	8	3
	HBL750		0.40	12	9	5	6	1	3	5	3	2	2	6	15	6
	HBL2000		0.89	7	7	0	13	3	8	10	7	4	5	13	33	12
	HBL2000A		0.86	35	26	16	11	2	7	9	7	4	5	13	33	12
	HBL2400		1.39	57	41	26	19	4	12	16	11	5	8	19	51	19
	HBL2400D	Channel A	0.86	26	19	11	12	2	7	9	7	3	5	12	31	11
	A B	Channel B	0.37	11	9	6	5	1	3	4	3	1	2	5	13	5
	HBL3000		3.70	152	111	70	52	11	32	43	30	15	22	52	136	51
	HBL4750	No Barriers	7.20	296	216	136	102	22	63	83	59	30	44	102	264	100
	A B	Barrier Centered Ch. A	3.10	127	93	58	44	9	27	36	25	13	19	44	114	43
		Barrier Centered Ch. B	3.30	127	93	58	47	10	29	38	27	14	20	47	121	46
	A B	Barrier Offset Ch. A	2.10	86	63	39	30	6	18	24	17	9	13	30	77	29
		Barrier Offset Ch. B	4.30	176	129	81	61	13	37	50	35	18	26	61	158	60
	HBL6750	No Barriers	13.77	566	412	259	195	42	120	159	112	57	83	195	505	191
	A A A	Barrier Offset 1/3 Ch. A	4.59	189	138	86	65	14	40	53	37	19	28	65	168	64
	A B	Barrier Offset 2/3 Ch. B	9.18	379	278	173	130	28	80	106	75	38	56	130	337	128
Aluminum Raceway	HBLALU2000		1.20	49	36	22	16	3	10	13	9	4	7	16	44	16
	HBLALU3800		5.80	214	156	98	82	18	50	67	47	24	35	82	213	81
	HBLALU4800	Center Barrier/ Both Channels	11.60	428	312	196	164	35	101	134	95	48	70	164	426	161
		Center Barrier/ 1 Channel	5.80	214	156	98	82	18	50	67	47	24	35	82	213	81
	HBLALU5000	Center Barrier/ Both Channels	7.60	312	228	142	106	22	64	86	60	30	46	106	278	104
		Center Barrier/ 1 Channel	3.80	156	114	71	53	11	32	43	30	15	23	53	139	52
	HBLALU7620	2 Barriers with 3 Equal Channels/Total	15.00	618	450	282	210	45	129	171	120	60	90	210	549	207
		2 Barriers with 3 Equal Channels/ 1 Channel	5.00	206	150	94	70	15	43	57	40	20	30	70	183	69

Note: Pathway (Raceway) fill shall be 40% maximum. Raceway fittings and outlets/receptacles reduce the cross section of the raceway system, thus reducing overall cable fill capacity.

Physical Properties

Material	Galvanized Steel or Anodized Aluminum

Metal PlugTrak Specifications

Receptacle Rating	NEMA 5-15R and NEMA 5-20R
Wire	#12 AWG Stranded Copper
Receptacle Face	Thermoplastic

Codes/Standards

TIA/EIA	569B
UL Standard	UL 5
Listings	E253976 /E253830 /E253833
CSA Standard	C22.2 no. 62
Certification	LR87514

Cross Reference

Hubbell Catalog No.	Wiremold® Catalog No.
HBL500 Series	500 Series
HBL502B	502
HBL605CUT	605
HBL600B	600B
HBL605K	605K
HBL500TFIV	N/A
HBL50010IV	V500
HBL504IV	V504
HBL506IV	V506
HBL511IV	V511
HBL512IV	V512
HBL517IV	V517
HBL518IV	V518
HBL750 Series	700 Series
HBL607CUT	607
HBL7502B	702
HBL607K	607K
HBL750TFIV	N/A
HBL75010IV	V700
HBL7504IV	V704
HBL7506IV	V706
HBL711IVA	V711
HBL712IV	V712
HBL717IVA	V717
HBL718IVA	V718
HBL500/HBL750 Series	500/700 Series
HBL5701C	5701
HBL5709	5709
HBL5780	5780
HBL5781	5781
HBL5782C	5782
HBL5791	5791
HBL5709GC	5709GC
HBL5781A	5781A
HBL5782A	5782A
HBL5790B	5790B
HBL5752RA	R5752
HBL5753RA	R5753
HBL5700FIVA	V5700F
HBL5703IV	V5703
HBL5711LHIVA	V5711LH
HBL5711RHIVA	V5711RH
HBL5715IVA	V5715
HBL5719IVA	V5719
HBL57242IVA	V57242
HBL5731IV	V5731
HBL5733IVA	V5733
HBL5735IVA	V5735
HBL5736IV	V5736
HBL5737IVA	V5737
HBL5737AIVA	V5737A
HBL5738IVA	V5738
HBL5738AIVA	V5738A
HBL5738AFIVA	V5738AF
HBL5739IVA	V5739
HBL5739AIVA	V5739A
HBL5744IVA	V5744
HBL57442IVA	V5744-2
HBL57443IVA	V5744-3
HBL5744SIVA	V5744S
HBL5744S2IVA	V5744S-2
HBL5744S3IVA	V5744S-3
HBL5745IVA	V5745
HBL5747IVA	V5747
HBL57472IVA	V5747-2
HBL57473IVA	V5747-3
HBL5748IVA	V5748

Hubbell Catalog No.	Wiremold® Catalog No.
HBL57482IVA	V5748-2
HBL57483IVA	V5748-3
HBL57484IVA	V5748-4
HBL57485IVA	V5748-5
HBL57486IVA	V5748-6
HBL5751IVA	V5751
HBL57512IVA	V5751-2
HBL57513IVA	V5751-3
HBL5751AIVA	V5751A
HBL5752IVA	V5752
HBL5753IVA	V5753
HBL5760IVA	V5760
HBL5783IVA	V5783
HBL5784IVA	V5784
HBL5785IVA	V5785
HBL5786IVA	V5786
HBL5786AIVA	N/A
HBL5711BRIVA	N/A
HBL5715BRIVA	N/A
HBL5717BRIVA	N/A
HBL5718BRIVA	N/A
HBL2000 Series	2000 Series
HBL620C	620
HBL2001C	2001
HBL2003SC	2003
HBL2009GC	2009
HBL2000WC	2000WC
HBL2000WCA	N/A
HBL2017TC	2017TC
HBL620BCK	620BCK
HBL2000B5GY	G2000B-5
HBL2000BCGY	G2000BC
HBL2000BCAGY	N/A
HBL2000CGY	G2000C
HBL2000CAGY	G2100C
HBL2006GY	G2006
HBL2010A2GY	G2010A2
HBL2010A3GY	G2010A3
HBL2010BGY	G2010B
HBL2011GY	G2011
HBL2011BRGY	N/A
HBL2015GY	G2015
HBL2015BRGY	N/A
HBL2017BRGY	N/A
HBL2018BRGY	N/A
HBL2018CGY	G2018C
HBL2048GY	G2048
HBL20482GY	G2048-2
HBL2051HGY	G2051H
HBL2000TFIV	N/A
HBL2000TFGY	N/A
HBL2000B5IV	V2000B-5
HBL2000BCIV	V2000BC
HBL2000BCAIV	N/A
HBL2000CIV	V2000C
HBL2000CAIV	V2100C
HBL2006IV	V2006
HBL2010A2IV	V2010A2
HBL2010A3IV	V2010A3
HBL2010BIV	V2010B
HBL2011IV	V2011
HBL2011BRIV	N/A
HBL2015IV	V2015
HBL2015BRIV	N/A
HBL2017BRIV	N/A
HBL2018BRIV	N/A
HBL2018CIV	V2018C

Wiremold® is a registered trademark of The Wiremold Company. Hubbell Inc. is not affiliated with The Wiremold Company.

Cross Reference

Hubbell Catalog No.	Wiremold® Catalog No.
HBL2048IV	V2048
HBL20482IV	V2048-2
HBL2051HIV	V2051H
HBL2089IV	V2089
HBL2089EIV	V2089E
HBL2400/HBL2400D Series	2400/2400D Series
HBL624CUT	624
HBL2401C	2401
HBL2409GC	2409
HBL2400WC	2400WC
HBL2401DC	2401D
HBL624BCK	624BCK
HBL24DRK	N/A
HBL24SRK	N/A
HBL24106DRK	N/A
HBL24106RRK	N/A
HBL4724REDIV	N/A
HBL2420REDIV	N/A
HBL2400TFIV	N/A
HBL2400DTFIV	N/A
HBL2400BIV	V2400B
HBL2400B10IV	V2400B-10
HBL2400BCIV	V2400BC
HBL2400BDIV	V2400BD
HBL2400CIV	V2400C
HBL2406IV	V2406
HBL2410AIV	V2410A
HBL2410BIV	V2410B
HBL2410BDIV	V2410BD
HBL2410CIV	V2410C
HBL2410DFOIV	V2410DFO
HBL2410FCIV	V2410FC
HBL2411DFOIV	V2411DFO
HBL2415DFOIV	V2411DFO
HBL2411IV	V2411FO
HBL2415IV	V2415FO
HBL2417DFOIV	V2417DFO
HBL2417IV	V2417FO
HBL2418DFOIV	V2418DFO
HBL2418IV	V2418FO
HBL2426IV	V2426
HBL2444IVA	V2444
HBL24442IV	V2444-2
HBL2444DIVA	V2444D
HBL2444D2AIV	V2444D-2A
HBL2448IVA	V2448
HBL24482IV	V2448-2
HBL2451HIV	V2451H
HBL2475DBRIV	V2475D
HBL2489IV	V2489
HBL3000 Series	3000 Series
HBL630B	630B
HBL630BDK	630BDK
HBL630C	630C
HBL630CDK	630CDK
HBL3000BGY	G3000B
HBL3000C075GY	G3000C075
HBL3000C195GY	G3000C195
HBL3000CEGY	G3000CE
HBL3000WCGY	G3000WC
HBL3001GY	G3001
HBL3001AGY	G3001A
HBL3003GY	G3003
HBL3006EGY	G3006E

Hubbell Catalog No.	Wiremold® Catalog No.
HBL3007CGY	G3007C
HBL3010AEGY	G3010AE
HBL3010BGY	G3010B
HBL3010CGY	G3010C
HBL3011EGY	G3011E
HBL3014CGY	G3014C
HBL3015EGY	G3015E
HBL3017TCEGY	G3017TCE
HBL3018AEGY	G3018AE
HBL3027AEGY	G3027AE
HBL3028GY	G3028
HBL3033JEGY	G3033JE
HBL3036HEGY	G3036HE
HBL3040CEGY	G3040CE
HBL3043BEGY	G3043BE
HBL30442GY	G3044-2
HBL3046BEGY	G3046BE
HBL3046H2GY	G3046H-2
HBL3048RGY	G3048R
HBL3051LEGY	G3051LE
HBL3082GY	G3082
HBL3086GY	G3086
HBL3200REDIV	N/A
HBL3200REDGY	N/A
HBL3000TFIV	N/A
HBL3000TFGY	N/A
HBL3000BIV	V3000B
HBL3000C075IV	V3000C075
HBL3000C195IV	V3000C195
HBL3000CEIV	V3000CE
HBL3003IV	V3003
HBL3006EIV	V3006E
HBL3010AEIV	V3010AE
HBL3010BIV	V3010B
HBL3010CIV	V3010C
HBL3011EIV	V3011E
HBL3014CIV	V3014C
HBL3015EIV	V3015E
HBL3017TCEIV	V3017TCE
HBL3018AEIV	V3018AE
HBL3027AEIV	V3027AE
HBL3028IV	V3028
HBL3033JEIV	V3033JE
HBL3036HEIV	V3036HE
HBL3040CEIV	V3040CE
HBL3043BEIV	V3043BE
HBL30442IV	V3044-2
HBL3046BEIV	V3046BE
HBL3046H2IV	V3046H-2
HBL3048RIV	V3048R
HBL3051LEIV	V3051LE
HBL3086IV	V3086
HBL4750 Series	4000 Series
HBL4751AC	4001A
HBL4750IV	V4050
HBL640C	640C
HBL4750B10GY	G4000B-10
HBL4750C075GY	G4000C075
HBL4750C195GY	G4000C195
HBL640B	640B
HBL4747RXIV	V4047RX
HBL4747RFIV	V4047RF
HBL4747C1GY	G4047C-1
HBL4747BXGY	G4047BX
HBL4747RXGY	G4047RX
HBL4747RFGY	G4047RF
HBL4747JXGY	G4047JX

Wiremold® is a registered trademark of The Wiremold Company. Hubbell Inc. is not affiliated with The Wiremold Company.

Cross Reference

Hubbell Catalog No.	Wiremold® Catalog No.
HBL4747C2GY	G4047C-2
HBL4715DFOGY	G4015DFO
HBL4717NGY	G4017N
HBL4746H2GY	G4046H-2
HBL4718DFOGY	G4018FO
HBL47472BBFFGY	G4047-2BBFF
HBL47472BBBBGY	G4047-2BBBB
HBL47472BBSSGY	G4047-2BBSS
HBL47472BBXXGY	G4047-2BBXX
HBL47472BBTTGY	G4047-2BBTT
HBL4747AXGY	G4047AX
HBL47472RRXXGY	G4047-2RRXX
HBL4747BFGY	G4047BF
HBL4747BBGY	G4047BB
HBL4747BRGY	N/A
HBL4747BRIV	N/A
HBL4747BTGY	G4047BT
HBL4747BSGY	G4047BS
HBL4774AGY	G4074A
HBL4750GY	G4050
HBL47472RRXXIV	V4047-2RRXX
HBL47472BBXXIV	V4047-2BBXX
HBL4747BBIV	V4047BB
HBL4747AXIV	V4047AX
HBL4747BFIV	V4047BF
HBL4747BTIV	V4047BT
HBL4747BSIV	V4047BS
HBL4747C1IV	V4047C-1
HBL4747BXIV	V4047BX
HBL4747JXIV	V4047JX
HBL4747C2IV	V4047C-2
HBL4750CIV	V4000C
HBL4750B10IV	V4000B-10
HBL4750C315IV	V4000C315
HBL4750C195IV	V4000C195
HBL4711DFOIV	V4011FO
HBL4711IV	V4011
HBL4710DFOIV	V4010DFO
HBL4710IV	V4010
HBL4710BIV	V4010B
HBL4756AIV	V4006
HBL4714AIV	V4014A
HBL4712TXIV	V4012TX
HBL4750C135IV	V4000C135
HBL4750C075IV	V4000C075
HBL4717DFOIV	V4017FO
HBL4717IV	V4017
HBL4715DFOIV	V4015DFO
HBL4715IV	V4015
HBL4718DFOIV	V4018FO
HBL4718IV	V4018
HBL4717NIV	V4017N
HBL47472BBBBIV	V4047-2BBBB
HBL4746H2IV	V4046H-2
HBL47472BBTTIV	V4047-2BBTT
HBL47472BBSSIV	V4047-2BBSS
HBL4747CVMGY	G6007C-1
HBL4786AGY	G4086A
HBL4750TFIV	N/A
HBL4747CVM2GY	G6007C-2
HBL4750BP	N/A
HBL4750TFGY	N/A
HBL4756AGY	G4006
HBL4751DA	4001DA
HBL640BDK	640BDK
HBL640CDK	640CDK
HBL4750CGY	G4000C
HBL4750C135GY	G4000C135
HBL4750C315GY	G4000C315

Hubbell Catalog No.	Wiremold® Catalog No.
HBL4750DGY	G4000D
HBL4750WCGY	G4000WC
HBL4710BGY	G4010B
HBL4710DFOGY	G4010DFO
HBL4710GY	G4010
HBL4711DFOGY	G4011FO
HBL4711GY	G4011
HBL4712TXGY	G4012TX
HBL4714AGY	G4014A
HBL4717DFOGY	G4017FO
HBL4717GY	G4017
HBL4717TCAGY	G4017TCA
HBL4774AIV	V4074A
HBL4786AIV	V4086A
HBL4747CVMIV	V6007C-1
HBL4747CVM2IV	V6007C-2

HBL6750 Series	6000 Series
HBL6751A	6001A
HBL660C	640C
HBL660CDK	640CDK
HBL660B	660B
HBL660BDK	660BDK
HBL6718DFOGY	G4018FO
HBL6718GY	G6017TX
HBL6746HHHGY	G4046H-2 (4000 Series 2-Gang)
HBL67473BBBBBBGY	G4047-2BBBB (4000 Series 2-Gang)
HBL67473BBBBFFGY	G4047-2BBFF (4000 Series 2-Gang)
HBL67473BBBBSSGY	G4047-2BBSS (4000 Series 2-Gang)
HBL67473BBBBTTGY	G4047-2BBTT (4000 Series 2-Gang)
HBL67473BBBBXXGY	G4047-2BBXX (4000 Series 2-Gang)
HBL6747AXXGY	G4047AX (4000 Series 2-Gang)
HBL6747BBBGY	G4047BB (4000 Series 2-Gang)
HBL6747BBFGY	G4047BF (4000 Series 2-Gang)
HBL6747BBSGY	G4047BS (4000 Series 2-Gang)
HBL6747BBTGY	G4047BT (4000 Series 2-Gang)
HBL6747BXXGY	G4047BX (4000 Series 2-Gang)
HBL6747C1GY	V4047C-1 (4000 Series 1-Gang Overlapping)
HBL6747C2GY	V4047C-2 (4000 Series 2-Gang Overlapping)
HBL6747JXXGY	G4047JX (4000 Series 2-Gang)
HBL6747RRFGY	G4047RF (4000 Series 2-Gang)
HBL6747RXXGY	G4047RX (4000 Series 2-Gang)
HBL67473RRRRXXGY	G4047-2RRXX
HBL6750GY	G4050
HBL6750B10GY	G6000B-10
HBL6750CGY	G6000C
HBL6750DAGY	G6000DA
HBL6750WCGY	G6000WC
HBL6751DAGY	G6001DA
HBL6756AGY	G6006
HBL6710BGY	G6010B
HBL6711DFOGY	G6011TX
HBL6711GY	G6011TX
HBL6712TXGY	G6012TX
HBL6714AGY	G6014A
HBL6717DFOGY	G6017TX
HBL6717GY	G6017TX
HBL6774AGY	G6074A
HBL6786GY	G6086
HBL6750C075IV	N/A
HBL6750C075GY	N/A
HBL6750C135IV	N/A
HBL6750C135GY	N/A
HBL6750C195IV	N/A
HBL6750C195GY	N/A
HBL6750C315IV	N/A
HBL6750C315GY	N/A
HBL6715DFOIV	N/A
HBL6715IV	N/A

Wiremold® is a registered trademark of The Wiremold Company. Hubbell Inc. is not affiliated with The Wiremold Company.

Cross Reference

Hubbell Catalog No.	Wiremold® Catalog No.
HBL6715DFOGY	N/A
HBL6715GY	N/A
HBL6717NIV	N/A
HBL6717NGY	N/A
HBL6717TCAGY	N/A
HBL6710DFOIV	N/A
HBL6710DFOGY	N/A
HBL6750TFIV	N/A
HBL6750TFGY	N/A
HBL6718DFOIV	V4018FO
HBL6746HHHIV	V4046H-2 (4000 Series 2-Gang)
HBL67473BBBBXXGY	V4047-2BBBB (4000 Series 2-Gang)
HBL67473BBBBFFIV	V4047-2BBFF (4000 Series 2-Gang)
HBL67473BBBBSSIV	V4047-2BBSS (4000 Series 2-Gang)
HBL67473BBBBTTIV	V4047-2BBTT (4000 Series 2-Gang)
HBL67473BBBBXXIV	V4047-2BBXX (4000 Series 2-Gang)
HBL6747AXXIV	V4047AX (4000 Series 2-Gang)
HBL6747BBBIV	V4047BB (4000 Series 2-Gang)
HBL6747BBFIV	V4047BF (4000 Series 2-Gang)
HBL6747BBSIV	V4047BS (4000 Series 2-Gang)
HBL6747BBTIV	V4047BT (4000 Series 2-Gang)
HBL6747BXXIV	V4047BX (4000 Series 2-Gang)
HBL6747C1IV	V4047C-1 (4000 Series 1-Gang Overlapping)
HBL6747C2IV	V4047C-2 (4000 Series 2-Gang Overlapping)
HBL6747JXXIV	V4047JX (4000 Series 2-Gang)
HBL6747RRFIV	V4047RF (4000 Series 2-Gang)
HBL6747RXXIV	V4047RX (4000 Series 2-Gang)
HBL67473RRRRXXIV	V4047-2RRXX
HBL6750IV	V4050
HBL6750B10IV	V6000B-10
HBL6750CIV	V6000C
HBL6756AIV	V6006
HBL6710BIV	V6010B
HBL6711DFOIV	V6011TX
HBL6711IV	V6011TX
HBL6712TXIV	V6012TX
HBL6714AIV	V6014A
HBL6774AIV	V6074A
HBL6786IV	V6086

Metal PlugTrak®	Metal Plugmold®
HBL20C215IV	V20-C2
HBL20C215GY	G20-C2
HBL20C315IV	N/A
HBL20C315GY	N/A
HBL20GB306GY	G20GB306
HBL20IG306GY	G20IG306
HBL20GB506GY	G20GB506
HBL20GB512GY	G20GB512
HBL20GB606GY	G20GB606
HBL20GB609GY	G20GB609
HBL20GB612GY	G20GB612
HBL20GB618GY	G20GB618
HBL20GBA512GY	G20GBA512
HBL20GBA609GY	G20GBA609
HBL20GBA612GY	G20GBA612
HBL20GBA618GY	G20GBA618
HBL20IG512GY	G20IG512
HBL20IG606GY	G20IG606
HBL24GB306GY	G24GB306
HBL24GB506GY	G24GB506
HBL24GB512GY	G24GB512
HBL24GBA512GY	G24GBA512
HBL24GB606GY	G24GB606
HBL24GB612GY	G24GB612
HBL24GB618GY	G24GB618
HBL24GBA612GY	G24GBA612
HBL24GBA618GY	G24GBA618

Hubbell Catalog No.	Wiremold® Catalog No.
HBL20GB306IV	V20GB306
HBL20IG306IV	V20IG306
HBL20GB506IV	V20GB506
HBL20GB512IV	V20GB512
HBL20GB606IV	V20GB606
HBL20GB609IV	V20GB609
HBL20GB612IV	V20GB612
HBL20GB618IV	V20GB618
HBL20GBA512IV	V20GBA512
HBL20GBA609IV	V20GBA609
HBL20GBA612IV	V20GBA612
HBL20GBA618IV	V20GBA618
HBL20IG512IV	V20IG512
HBL20IG606IV	V20IG606
HBL24GB306IV	V24GB306
HBL24GB506IV	V24GB506
HBL24GB512IV	V24GB512
HBL24GBA512IV	V24GBA512
HBL24GB606IV	V24GB606
HBL24GB612IV	V24GB612
HBL24GB618IV	V24GB618
HBL24GBA612IV	V24GBA612
HBL24GBA618IV	V24GBA618

HBLALU2000 Series	ALA2000 Series
HBLALU2000B10	AL2000B-10
HBLALU2000B5	AL2000B-5
HBLALU2000C5	AL2000C-5
HBLALU2000WC	AL2000WC
HBLALU2001	AL2001
HBLALU2003	AL2003
HBLALU2006	AL2006
HBLALU2009	AL2009
HBLALU2010A	AL2010A
HBLALU2010B	AL2010B
HBLALU2011	AL2011
HBLALU2015	AL2015
HBLALU2017	AL2017
HBLALU2018	AL2018
HBLALU2038	AL2038
HBLALU2040A	AL2040A
HBLALU2043	AL2043
HBLALU2044	AL2044
HBLALU20442	AL2044-2
HBLALU2047	AL2047
HBLALU20472	AL2047-2
HBLALU2051H	AL2051H

Aluminum PlugTrak®	Aluminum Plugmold®
HBLALU20GB306	AL20GB306
HBLALU20GB506	AL20GB506
HBLALU20GB512	AL20GB512
HBLALU20GB606	AL20GB606
HBLALU20GB612	AL20GB612
HBLALU20GB618	AL20GB618
HBLALU20GBA606	AL20GBA606
HBLALU20GBA612	AL20GBA612
HBLALU20GBA618	AL20GBA618
HBLALU20IG306	AL20IG306
HBLALU20IG506	AL20IG506
HBLALU20IG606	AL20IG606
HBLALU24GB306	N/A
HBLALU24IG306	N/A
HBLALU24GB506	N/A
HBLALU24GB512	N/A
HBLALU24IG506	N/A
HBLALU24GB606	N/A

Wiremold® is a registered trademark of The Wiremold Company. Hubbell Inc. is not affiliated with The Wiremold Company.

Cross Reference

Hubbell Catalog No.	Wiremold® Catalog No.
HBLALU24GB612	N/A
HBLALU24GB618	N/A
HBLALU24GBA606	N/A
HBLALU24GBA612	N/A
HBLALU24GBA618	N/A
HBLALU24IG606	N/A
HBLALU3800 Series	ALA3800 Series
HBLALU3800B10	ALA3800B-10
HBLALU3806	ALA3806
HBLALU3810B	ALA3810B
HBLALU3810B1	ALA3810B1
HBLALU3811	ALA3811
HBLALU3815	ALA3815
HBLALU3817	ALA3817
HBLALU3817N	ALA3817N
HBLALU3818	ALA3818
HBLALUC5	ALAC-5
HBLALUWC	ALAWC
HBLALU4800 Series	ALA4800 Series
HBLALU01	ALA01
HBLALU09	ALA09
HBLALU17A	ALA17A
HBLALU4800B10	ALA4800B-10
HBLALU4806	ALA4806
HBLALU4810B	ALA4810B
HBLALU4810B2	ALA4810B2
HBLALU4811	ALA4811
HBLALU4815	ALA4815
HBLALU4817	ALA4817
HBLALU4817N	ALA4817N
HBLALU4818	ALA4818
HBLALUABRT	ALA-ABRT
HBLALUBL	ALA-BL
HBLALUDR	ALA-DR
HBLALUE	ALA-E
HBLALUF	ALA-F
HBLALUG	ALA-G
HBLALUJ	ALA-J
HBLALUN	ALA-N
HBLALULPB	N/A
Touch-Up Paint	
HBLGWEP	GWE-S
HBLIWEP	IWE-S

Wiremold® is a registered trademark of The Wiremold Company. Hubbell Inc. is not affiliated with The Wiremold Company.

Products at a Glance



Hubbell PolyTrak® Non-Metallic Surface Raceway

- PolyTrak® non-metallic surface raceway is a complete system with raceway, fittings, boxes and devices
- Sizes range from single channel PremiseTrak® to three channel Super BaseTrak® for all types of surface raceway requirements
- Single and two channel latching raceways are dual-rated for both power and data applications, reducing inventory requirements
- UL Listed and CSA Certified to 600V AC
- Office white color



One Box, Three Systems

- Boxes have three cut-aways that can be utilized with WallTrak®, LANTrak® and PremiseTrak® (latching) systems
- Reduces inventory requirements
- Eliminates need to order three separate boxes
- Boxes available in low, standard and deep profiles.
- Two-gang divided box available for power, data, voice, audio and video applications
- Boxes utilize Hubbell KP plates or Hubbell iSTATION modules and bezels



Flush or Full Capacity Boxes

- Super BaseTrak® and BaseTrak® raceway offer multiple solutions for box installation
- Super BaseTrak in-line three-gang box allows maximum capacity in a flush design
- Super BaseTrak and BaseTrak available in 1, 2 and 3-gang full capacity boxes
- Two and three channel BaseTrak (PB2 and PB3) available with 1 and 2-gang in-line boxes
- Full capacity in-line boxes eliminate the need to de-rate the wire fill capacity due to the intrusion of devices into the raceway channel



Non-Metallic PlugTrak®

- Available as hard wired multi-outlet assembly or relocatable power tap
- Hubbell designed and manufactured 15 or 20 Amp receptacles
- UL Listed and CSA Certified
- Office white color

Hard Wired Multi-Outlet PlugTrak®

- Available in 5 foot (1.5m) or 6 foot (1.8m) lengths
- Available in single, two circuit (an inherently isolated ground product)
- Multiple spacing configurations
- Hard wired PlugTrak® mates with LANTrak® fittings and boxes
- Tamper-Resistant versions available



Portable PlugTrak®

- Available in 3ft (0.9m) or 5ft (1.5m) lengths
- 6ft (1.8m) length 15 or 20 Amp molded cord set allows reliable access
- Pre-punched holes make mounting easy

PT1 PremiseTrak® (Non-Latching) Inches (mm)

PT1 PremiseTrak®

Description	Color	Length	Without Adhesive	With Adhesive
Base and Cover Single channel raceway. Available in 5ft (1.5m) and 7ft (2.1m) lengths.	Office White	5ft 7ft	**PT1BC5** **PT1BC7** A: .68" (17.27) B: .75" (19.05)	**PT1ABC5** **PT1ABC7** A: .68" (17.27) B: .75" (19.05)




Device Boxes

Description	Color	Catalog No.
1-Gang Low Profile Box For shallow switches and receptacles. See page S64 for recommended plate options.	Office White	**PT12LPB** A: 4.90" (124.46) B: 3.25" (82.55) C: 1.12" (28.45)
1-Gang Standard Box For standard switches and receptacles. See page S64 for recommended plate options.	Office White	**PT12SBA** A: 4.90" (124.46) B: 3.25" (82.55) C: 1.63" (41.40)
Round Lighting Fixture Box To hang fixtures.	Office White	**PT12LFB** A: 5.31" (134.87) B: 1.04" (26.52)


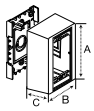


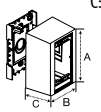


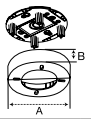

Description	Color	Catalog No.
1-Gang Deep Box For deep devices or applications where additional room is beneficial. See page S64 for recommended plate options.	Office White	**PT12DBA** A: 4.90" (124.46) B: 3.25" (82.55) C: 1.91" (48.51)
2-Gang Deep Box For deep devices or applications where additional room is beneficial. Uses 2-gang KP, IMF, or IFP plates for power or data applications. See page S64 for recommended plate options.	Office White	**PT12TGB** A: 4.90" (124.46) B: 5.06" (128.52) C: 1.91" (48.51)


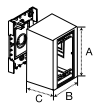


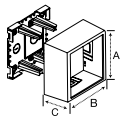

Fittings

Description	Color	Catalog No.
Internal Elbow, Cover Only For inside surfaces at right angles.	Office White	**PT1IE** A: 1.34" (34.04) B: 1.34" (34.04) C: 0.89" (22.61)
Flat Elbow, Cover Only For right angle turns on same surface.	Office White	**PT1FE** A: 1.33" (33.78) B: 1.33" (33.78) C: 0.74" (18.80)
Splice Cover For covering potential openings where two lengths of raceway come together.	Office White	**PT1SC** A: 1.00" (25.40) B: 0.74" (18.80) C: 0.89" (22.61)
Conduit Adapter/Ceiling Fitting For connecting conduit to raceway. Also use for ceiling feeds. Has combination ½in, ¾in and 1in trade size KOs.	Office White	**PT12CA** A: 1.64" (41.66) B: 1.62" (41.15) C: 2.50" (63.50)


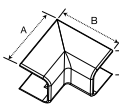


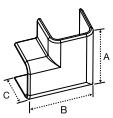


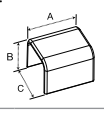


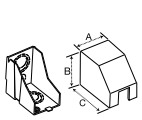

Description	Color	Catalog No.
External Elbow, Cover Only For outside surfaces at right angles.	Office White	**PT1EE** A: 1.24" (31.50) B: 1.24" (31.50) C: 0.88" (22.35)
Tee, Cover Only For T-connection off PremiseTrak® Raceway	Office White	**PT1TC** A: 1.77" (44.90) B: 1.33" (33.78) C: 0.74" (18.80)
End Cap For closing end of raceway.	Office White	**PT1EC** A: 0.88" (22.35) B: 0.74" (18.80) C: 0.89" (22.61)


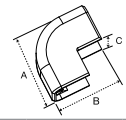


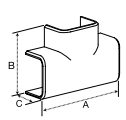


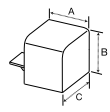

PP1 PremiseTrak® (Latching) Inches (mm)

PP1 PremiseTrak®

Description	Color	Length	Without Adhesive	With Adhesive
Base and Cover Single channel raceway. Available in 5ft (1.5m) and 7ft (2.1m) lengths.	Office White	5ft 7ft	**PP1BC5** **PP1BC7** A: 0.77" (19.56) B: 0.84" (21.34)	**PP1ABC5** **PP1ABC7** A: 0.77" (19.56) B: 0.84" (21.34)

Device Boxes

Description	Color	Catalog No.
1-Gang Low Profile Box For shallow switches and receptacles. See page S64 for recommended plate options.	Office White	**PDB12LP** A: 4.90" (124.46) B: 3.25" (82.55) C: 1.25" (31.75)
1-Gang Standard Box For standard switches and receptacles. See page S64 for recommended plate options.	Office White	**PDB12S** A: 4.90" (124.46) B: 3.25" (82.55) C: 1.78" (45.21)
2-Gang Deep Divided Box For deep switches, receptacles and communication devices. See page S64 for single gang KP plate options. Comes with removable divider.	Office White	**PDB12TGD** A: 4.90" (124.46) B: 5.06" (128.52) C: 2.44" (61.98)

Description	Color	Catalog No.
1-Gang Deep Box For deep devices or applications where additional room is beneficial. See page S64 for recommended plate options.	Office White	**PDB12D** A: 4.90" (124.46) B: 3.25" (82.55) C: 2.44" (61.98)
Round Lighting Fixture Box To hang fixtures.	Office White	**PDB12LF** A: 5.31" (134.87) B: 1.29" (32.77)
2-Gang Deep Undivided Box For low voltage applications only. Use with 2-gang IFP or IMF plates only. See page S64 for details.	Office White	**PDB12TGLV** A: 4.90" (124.46) B: 5.06" (128.52) C: 2.44" (61.98)

Fittings

Description	Color	Catalog No.
Internal Elbow Full capacity 1¼in bend radius internal elbow.	Office White	**PP1IE*** **PP1IEBC**** A: 2.40" (60.96) B: 1.03" (26.16) C: 2.40" (60.96)
Flat Elbow Full capacity 1¼in bend radius flat elbow.	Office White	**PP1FE*** **PP1FEBC**** A: 2.62" (66.55) B: 2.62" (66.55) C: 0.85" (21.59)
Splice Cover For covering potential openings where two lengths of raceway come together.	Office White	**PP1SC** A: 1.09" (27.69) B: 1.02" (25.91) C: 0.85" (21.59)
Conduit Adapter/Ceiling Fitting For connecting conduit to raceway. Also use for ceiling feeds. Has combination ½in, ¾in and 1in trade size KOs.	Office White	**PLP1CACF** A: 2.29" (58.17) B: 3.31" (84.07) C: 3.90" (99.06)

Description	Color	Catalog No.
External Elbow Full capacity 1¼in bend radius external elbow.	Office White	**PP1EE*** **PP1EEBC**** A: 4.47" (113.54) B: 1.03" (26.16) C: 4.47" (113.54)
Tee Full capacity 1¼in bend radius tee.	Office White	**PP1TC*** **PP1TCBC**** A: 4.22" (107.19) B: 2.62" (66.55) C: 0.85" (21.59)
End Cap For closing end of raceway.	Office White	**PP1EC** A: 1.00" (25.40) B: 0.84" (21.34) C: 0.77" (19.56)
Safety Strap For preventing potential tampering with PP1 PremiseTrak cover. Can also be used as a splice cover.	Office White	**PP1SS** A: 0.62" (15.75) B: 1.94" (49.28) C: 0.86" (21.84)

*Cover only
**Base and cover

PL1 LANTrak® (Latching) Inches (mm)

PL1 LANTrak®

Description	Color	Length	Without Adhesive	With Adhesive
Base and Cover Single channel raceway. Available in 5ft (1.5m) and 7ft (2.1m) lengths.	Office White	5ft 7ft	**PL1BC5** **PL1BC7** A: 1.04" (26.42) B: 1.38" (35.05)	**PL1ABC5** **PL1ABC7** A: 1.04" (26.42) B: 1.38" (35.05)



Device Boxes

Description	Color	Catalog No.
1-Gang Low Profile Box For shallow switches and receptacles. See page S64 for recommended plate options.	Office White	**PDB12LP** A: 4.90" (124.46) B: 3.25" (82.55) C: 1.25" (31.75)
1-Gang Standard Box For standard switches and receptacles. See page S64 for recommended plate options.	Office White	**PDB12S** A: 4.90" (124.46) B: 3.25" (82.55) C: 1.78" (45.21)
2-Gang Deep Divided Box For deep switches, receptacles and communication devices. See page S64 for single gang KP plate options. Comes with removable divider.	Office White	**PDB12TGD** A: 4.90" (124.46) B: 5.06" (128.52) C: 2.44" (61.98)
1-Gang Deep Box For deep devices or applications where additional room is beneficial. See page S64 for recommended plate options.	Office White	**PDB12D** A: 4.90" (124.46) B: 3.25" (82.55) C: 2.44" (61.98)
Round Lighting Fixture Box To hang fixtures.	Office White	**PDB12LF** A: 5.31" (134.87) B: 1.29" (32.77)
2-Gang Deep Undivided Box For low voltage applications only. Use with 2-gang IFP or IMF plates only. See page S64 for details.	Office White	**PDB12TGLV** A: 4.90" (124.46) B: 5.06" (128.52) C: 2.44" (61.98)

Fittings

Description	Color	Catalog No.
Internal Elbow Full capacity 1¼in bend radius internal elbow.	Office White	**PL1IE*** **PL1IEBC**** A: 2.51" (63.75) B: 1.57" (39.88) C: 2.51" (63.75)
Flat Elbow Full capacity 1¼in bend radius flat elbow.	Office White	**PL1FE*** **PL1FEBC**** A: 3.19" (81.03) B: 3.19" (81.03) C: 1.11" (28.19)
Splice Cover For covering potential openings where two lengths of raceway come together.	Office White	**PL1SC** A: 1.12" (28.45) B: 1.55" (39.37) C: 1.11" (28.19)
Conduit Adapter/Ceiling Fitting For connecting conduit to raceway. Also use for ceiling feeds. Has combination ½in, ¾in and 1in trade size KOs.	Office White	**PLP1CACF** A: 2.29" (58.17) B: 3.31" (84.07) C: 3.90" (99.06)
External Elbow Full capacity 1¼in bend radius external elbow.	Office White	**PL1EE*** **PL1EEBC**** A: 5.06" (128.52) B: 1.57" (39.88) C: 5.06" (128.52)
Tee Full capacity 1¼in bend radius tee.	Office White	**PL1TC*** **PL1TCBC**** A: 4.75" (120.65) B: 3.15" (80.01) C: 1.11" (28.19)
End Cap For closing end of raceway.	Office White	**PL1EC** A: 1.00" (25.40) B: 1.39" (35.31) C: 1.04" (26.42)
Safety Strap For preventing potential tampering with PL1 LANTrak cover. Can also be used as a splice cover.	Office White	**PL1SS** A: 0.62" (15.75) B: 2.68" (68.07) C: 1.12" (28.45)

*Cover only
**Base and cover

PW1 WallTrak® Low Profile (Latching) Inches (mm)

PW1 WallTrak®

Description	Color	Length	Without Adhesive	With Adhesive
Base and Cover Single channel raceway. Available in 5ft (1.5m) and 7ft (2.1m) lengths.	Office White	5ft 7ft	**PW1BC5** **PW1BC7** A: .50" (12.70) B: 1.19" (30.23)	**PW1ABC5** **PW1ABC7** A: .50" (12.70) B: 1.19" (30.23)




Device Boxes

Description	Color	Catalog No.
1-Gang Low Profile Box For shallow switches and receptacles. See page S64 for recommended plate options.	Office White	**PW1LPB** A: 4.90" (124.46) B: 3.25" (82.55) C: 1.13" (28.70)
1-Gang Standard Box For standard switches and receptacles. See page S64 for recommended plate options.	Office White	**PW1SBA** A: 4.90" (124.46) B: 3.25" (82.55) C: 1.63" (41.40)
Round Lighting Fixture Box To hang fixtures.	Office White	**PW1LFB** A: 5.31" (134.87) B: 1.04" (26.52)


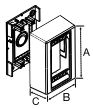

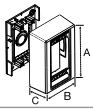

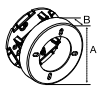

Description	Color	Catalog No.
1-Gang Deep Box For deep devices or applications where additional room is beneficial. See page S64 for recommended plate options.	Office White	**PW1DBA** A: 4.90" (124.46) B: 3.25" (82.55) C: 1.91" (48.51)
2-Gang Deep Box For deep devices or applications where additional room is beneficial. Uses 2-gang KP or IFP plates for power or data applications. See page S64 for recommended plate options.	Office White	**PW1TGB** A: 4.90" (124.46) B: 5.06" (128.52) C: 1.91" (48.51)


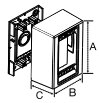

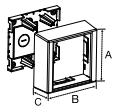

Fittings

Description	Color	Catalog No.
Internal Elbow, Cover Only For inside surfaces at right angles.	Office White	**PW1IE** A: 1.75" (44.45) B: 1.43" (36.32) C: 1.75" (44.45)
Flat Elbow, Cover Only For right angle turns on same surface.	Office White	**PW1FE** A: 2.18" (55.37) B: 2.18" (55.37) C: .60" (15.24)
Splice Cover For covering potential openings where two lengths of raceway come together.	Office White	**PW1SC** A: 1.00" (25.40) B: 1.43" (36.32) C: .60" (15.24)
Conduit Adapter/Ceiling Fitting For connecting conduit to raceway. Also use for ceiling feeds. Has combination ½in, ¾in and 1in trade size KOs.	Office White	**PW1CA** A: 1.40" (35.56) B: 2.34" (59.44) C: 3.22" (81.79)


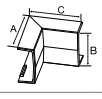

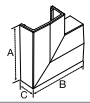



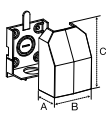

Description	Color	Catalog No.
External Elbow, Cover Only For outside surfaces at right angles.	Office White	**PW1EE** A: 1.50" (38.10) B: 1.43" (36.32) C: 1.50" (38.10)
Tee, Cover Only For T-connection off PremiseTrak® Raceway.	Office White	**PW1TC** A: 2.93" (74.42) B: 2.18" (55.37) C: .60" (15.24)
End Cap For closing end of raceway.	Office White	**PW1EC** A: 1.00" (25.40) B: 1.24" (31.50) C: .50" (12.70)


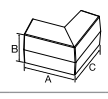

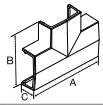

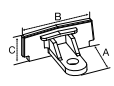

PW2 WallTrak® (Latching) Inches (mm)

PW2 WallTrak®

Description	Color	Length	Without Adhesive	With Adhesive
Base and Cover Two channel raceway. Available in 5ft (1.5m) and 7ft (2.1m) lengths.  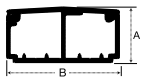	Office White	5ft 7ft	**PW2BC5** **PW2BC7** A: 1.04" (26.42) B: 2.12" (53.85)	**PW2ABC5** **PW2ABC7** A: 1.04" (26.42) B: 2.12" (53.85)

Device Boxes

Description	Color	Catalog No.
1-Gang Low Profile Box For shallow switches and receptacles. See page S64 for recommended plate options.  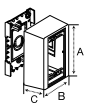	Office White	**PDB12LP** A: 4.90" (124.46) B: 3.25" (82.55) C: 1.25" (31.75)
1-Gang Standard Box For standard switches and receptacles. See page S64 for recommended plate options. If using dual services, the PDB1DIV must be ordered.  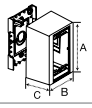	Office White	**PDB12S** A: 4.90" (124.46) B: 3.25" (82.55) C: 1.78" (45.21)
1-Gang Deep Box For deep devices or applications where additional room is beneficial. See page S64 for recommended plate options. If using dual services, the PDB1DIV must be ordered.  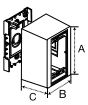	Office White	**PDB12D** A: 4.90" (124.46) B: 3.25" (82.55) C: 2.44" (61.98)
1-Gang Divider For use with PDB12S and PDB12D 1-gang boxes. Required when two services are passing through box.  	Office White	**PDB1DIV** A: 2.79" (70.86) B: 1.40" (35.56) C: 0.94" (23.88)
Round Lighting Fixture Box To hang fixtures.  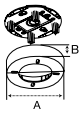	Office White	**PDB12LF** A: 5.31" (134.87) B: 1.29" (32.77)
2-Gang Deep Undivided Box For low voltage applications only. Use with 2-gang IFP or IMF plates only. See page S64 for details.  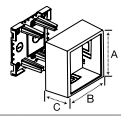	Office White	**PDB12TGLV** A: 4.90" (124.46) B: 5.06" (128.52) C: 2.44" (61.98)
2-Gang Deep Divided Box For deep devices or applications where additional room is beneficial. See page S64 for single gang KP plate options. Comes with removable divider. If using dual services, in a perpendicular run the PDB2DIV must be ordered.  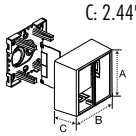	Office White	**PDB12TGD** A: 4.90" (124.46) B: 5.06" (128.52) C: 2.44" (61.98)
2-Gang Divider For use with PDB12TGD 2-gang box only. Required when two services are passing through box and mounting devices perpendicular to raceway.  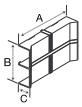	Office White	**PDB2DIV** A: 4.62" (117.35) B: 2.76" (70.10) C: 0.94" (23.88)

Fittings

Description	Color	Catalog No.
Internal Elbow Full capacity 1¼in bend radius internal elbow.  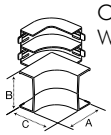	Office White	**PW2IE*** **PW2IEBC**** A: 2.83" (71.88) B: 2.32" (58.93) C: 2.83" (71.88)
Flat Elbow Full capacity 1¼in bend radius flat elbow.  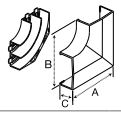	Office White	**PW2FE*** **PW2FEBC**** A: 3.94" (100.08) B: 3.94" (100.08) C: 1.11" (28.19)
Splice Cover For covering potential openings where two lengths of raceway come together.  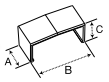	Office White	**PW2SC** A: 1.11" (28.19) B: 2.30" (58.42) C: 1.11" (28.19)
Conduit Adapter/Ceiling Fitting For connecting conduit to raceway. Also use for ceiling feeds. Has combination ½in, ¾in and 1in trade size KOs.  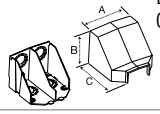	Office White	**PW2CACF** A: 4.18" (106.17) B: 3.32" (84.33) C: 4.20" (106.68)
End Cap For closing end of PW2 WallTrak Raceway. 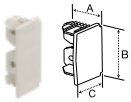	Office White	**PW2EC** A: 1.00" (25.40) B: 2.14" (54.36) C: 1.04" (26.42)
External Elbow Full capacity 1¼in bend radius external elbow.  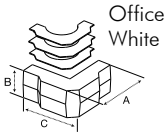	Office White	**PW2EE*** **PW2EEBC**** A: 5.00" (127.00) B: 2.32" (58.93) C: 5.00" (127.00)
Tee Full capacity 1¼in bend radius tee.  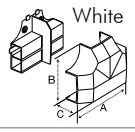	Office White	**PW2TC*** **PW2TCBC**** A: 5.42" (137.67) B: 3.91" (99.31) C: 1.90" (48.26)
Safety Strap For preventing potential tampering with PW2 WallTrak Cover. Can also be used as a splice cover.  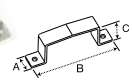	Office White	**PW2SS** A: 0.62" (15.75) B: 3.43" (87.12) C: 1.12" (28.45)
Reducer Reduces from PW2 WallTrak Raceway to one or two PP1 PremiseTrak Raceway(s).  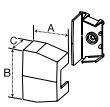	Office White	**PW2RED** A: 1.62" (41.15) B: 2.40" (60.96) C: 1.15" (29.21)

*Cover only
**Base and cover

PB2 BaseTrak® Inches (mm)

PB2 BaseTrak®

Description	Color	Length	Catalog No.
Base Two channel raceway. Available in 5ft (1.5m) and 10ft (3m) lengths. Assembled cover and base dimensions. W: 4.50" (114.30) H: 1.63" (41.40)	Office White	5ft 10ft	**PB2B5** **PB2B10** A: 1.42" (36.07) B: 4.50" (114.30)
Cover Cover allows access to multiple channels. Available in 5ft (1.5m) and 10ft (3m) lengths.	Office White	5ft 10ft	**PB2C5** **PB2C10** B: 4.50" (114.30)
Split Cover Cover allows separation of channels and access to a single channel. Available in 5ft (1.5m) and 10ft (3m) lengths. Two split covers are required for each raceway section.	Office White	5ft 10ft	**PB2SPL5** **PB2SPL10** B: 2.22" (56.39)

Device Boxes

Description	Color	Catalog No.
2-Gang In-Line Box For switches, receptacles and communication devices. Provides flush look. See page S64 for recommended single gang KP plate options.	Office White	**PB2IND2G** A: 7.66" (194.56) B: 4.74" (120.40) C: 1.84" (46.74)

Fittings

Description	Color	Catalog No.
Internal Elbow, Base and Cover Full capacity 1¼in bend radius internal elbow.	Office White	**PB3IEBCA** A: 4.36" (110.74) B: 4.72" (119.89) C: 4.36" (110.74)
External Elbow, Base and Cover Full capacity 1¼in bend radius external elbow.	Office White	**PB3EEBCA** A: 6.48" (164.59) B: 4.72" (119.89) C: 6.48" (164.59)
Flat Elbow, Base and Cover Full capacity 1¼in bend radius flat elbow.	Office White	**PB3FEBCA** A: 7.64" (194.66) B: 7.64" (194.66) C: 1.71" (43.43)
Tee, Base and Cover Full capacity 1¼in bend radius tee.	Office White	**PB3TCBCA** A: 7.37" (187.20) B: 7.08" (179.83) C: 2.72" (69.09)
Splice Cover For covering potential openings where two lengths of raceway come together.	Office White	**PB3SC** A: 1.56" (39.62) B: 4.74" (120.40) C: 1.69" (42.93)
Safety Strap For preventing potential tampering with PB2 BaseTrak cover. Can also be used as a splice cover.	Office White	**PB3SS** A: 1.50" (38.10) B: 6.01" (152.65) C: 1.74" (44.20)
Conduit Adapter/Ceiling Fitting For connecting conduit to raceway. Also use for ceiling feeds. Has combination ½in, ¾in, 1in, 1¼in and 1½in trade size KOs.	Office White	**PB2CACF** A: 4.72" (119.89) B: 5.22" (132.70) C: 6.30" (160.02)
Reducer Reduces from PB2 BaseTrak Raceway to PW2 WallTrak Raceway.	Office White	**PB3REDA** A: 3.50" (88.90) B: 4.72" (119.89) C: 1.73" (43.94)
Transition Fitting Transitions horizontal PB2 BaseTrak to vertical PW2 WallTrak, PL1 LANTrak or PP1 PremiseTrak.	Office White	**PB3TRBC** A: 3.22" (81.79) B: 7.28" (184.91) C: 2.42" (61.47)
Surface Panel Connector For connecting PB2 Raceway with surface type panel boxes.	Office White	**PB3SPCA** A: 2.22" (56.39) B: 5.66" (143.76) C: 1.60" (40.64)
Wire Clip For holding conductors in place.	Office White	**PB2WC** A: 1.29" (50.20) B: 1.00" (25.40)
End Cap For closing end of PB2 BaseTrak Raceway.	Office White	**PB3ECA** A: 2.02" (51.31) B: 4.68" (118.97) C: 1.72" (43.69)

PB3 BaseTrak® Inches (mm)

PB3 BaseTrak®

Description		Color	Length	Catalog No.
Base and Cover Three channel raceway. Available in 5ft (1.5m) and 10ft (3m) lengths.	 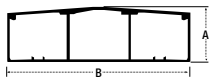	Office White	5ft 10ft	**PB3BC5** **PB3BC10** A: 1.63" (41.40) B: 4.50" (114.30)

Device Boxes

Description	Color	Catalog No.		Catalog No.		Catalog No.
Full Capacity Boxes 1-, 2- and 3-Gang boxes that allows full capacity from PB3 Raceway to box for either power or datacom applications. See page S64 for recommended single gang KP plate options.  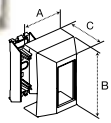	Office White	**PB3FCIB** (1-Gang) A: 4.38" (111.25) B: 4.80" (121.92) C: 3.17" (80.52)	 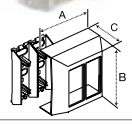	**PB3FCIB2G** (2-Gang) A: 7.20" (182.88) B: 4.80" (121.92) C: 3.17" (80.52)	 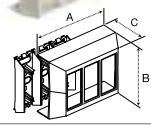	**PB3FCIB3G** (3-Gang) A: 9.96" (252.98) B: 4.80" (121.92) C: 3.17" (80.52)
1-Gang In-Line Box For switches, receptacles and communication devices. Provides flush look. See page S64 for recommended plate options.  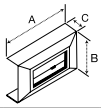	Office White	**PB3IND** A: 4.90" (124.46) B: 3.25" (82.55) C: 1.25" (31.75)	**2-Gang In-Line Box** For switches, receptacles and communication devices. Barriers allow separation of power and datacom. Removal of barriers allows for expanded capacity. See page S64 for recommended single gang KP plate options.  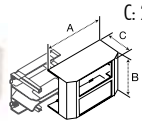	Office White	**PB3IND2G** A: 4.90" (124.46) B: 3.25" (82.55) C: 2.44" (61.98)

Fittings

Internal Elbow Full capacity 1¼in bend radius internal elbow.  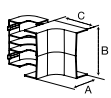	Office White	**PB3IE*** **PB3IEBCA**** A: 4.36" (110.74) B: 4.72" (119.89) C: 4.36" (110.74)	**External Elbow** Full capacity 1¼in bend radius external elbow.  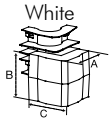	Office White	**PB3EE*** **PB3EEBCA**** A: 6.48" (164.59) B: 4.72" (119.89) C: 6.48" (164.59)
Flat Elbow Full capacity 1¼in bend radius flat elbow.  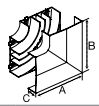	Office White	**PB3FE*** **PB3FEBCA**** A: 7.64" (194.66) B: 7.64" (194.66) C: 1.71" (43.43)	**Tee** Full capacity 1¼in bend radius tee.  	Office White	**PB3TCBCA**** A: 7.37" (187.20) B: 7.08" (179.83) C: 2.72" (69.09)
Splice Cover For covering potential openings where two lengths of raceway come together.  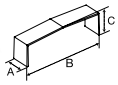	Office White	**PB3SC*** A: 1.56" (39.62) B: 4.74" (120.40) C: 1.69" (42.93)	**Safety Strap** Prevents potential tampering with PB3 BaseTrak cover. Can also be used as a splice cover.  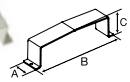	Office White	**PB3SS*** A: 1.50" (38.10) B: 6.01" (152.65) C: 1.74" (44.20)
Conduit Adapter/Ceiling Fitting For connecting conduit to raceway. Also use for ceiling feeds. Has combination ½in, ¾in, 1in, 1¼in and 1½in trade size KOs.  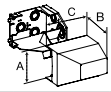	Office White	**PB3CACF**** A: 4.72" (119.89) B: 5.22" (132.70) C: 6.30" (160.02)	**Reducer** Reduces from PB3 BaseTrak Raceway to PW2 WallTrak Raceway.  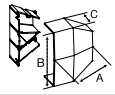	Office White	**PB3REDA**** A: 3.50" (88.90) B: 4.72" (119.89) C: 1.73" (43.94)
Transition Fitting Transitions horizontal PB3 BaseTrak to vertical PW2 WallTrak, PL1 LANTrak or PP1 PremiseTrak.  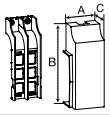	Office White	**PB3TRBC**** A: 3.22" (81.79) B: 7.28" (184.91) C: 2.42" (61.47)	**Transition Fitting** Transitions from BT3 (old style) BaseTrak Raceway to PB3 (new style) BaseTrak Raceway.  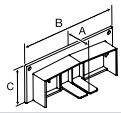	Office White	**BTPB3TF*** A: 2.22" (56.39) B: 5.66" (143.76) C: 1.35" (34.29)
Surface Panel Connector For connecting PB3 Raceway with surface type panel boxes.  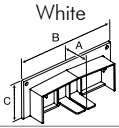	Office White	**PB3SPCA*** A: 2.22" (56.39) B: 5.66" (143.76) C: 1.60" (40.64)	**End Cap** For closing end of PB3 BaseTrak Raceway.  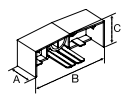	Office White	**PB3ECA*** A: 2.02" (51.31) B: 4.68" (118.97) C: 1.72" (43.69)
Wire Clip For holding conductors in place.  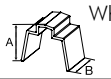	Office White	**PB3WC** A: 1.34" (34.10) B: 1.00" (25.40)			

*Cover only
**Base and cover

PS3 Super BaseTrak® Inches (mm)

PS3 BaseTrak®

Description	Color	Length	Catalog No.
Base and Cover Three channel raceway. Available in 5ft (1.5m) and 10ft (3m) lengths.	Office White	5ft 10ft	**PS3BC5** **PS3BC10** A: 1.97" (50.04) B: 6.70" (170.18)

Device Boxes

Description	Color	Catalog No.	Catalog No.	Catalog No.
Full Capacity Boxes 1-, 2- and 3-Gang boxes that allows full capacity from PS3 Raceway to box for either power or datacom applications. See page S64 for recommended single gang KP plate options.	Office White	**PS3FCIB** (1-Gang) A: 4.38" (111.25) B: 6.95" (176.53) C: 3.46" (87.88)	**PS3FCIB2G** (2-Gang) A: 7.20" (182.88) B: 6.95" (176.53) C: 3.46" (87.88)	**PS3FCIB3G** (3-Gang) A: 9.96" (252.98) B: 6.95" (176.53) C: 3.46" (87.88)
3-Gang In-Line Box For any combination of power and datacom applications. Provides flush look. See page S64 for recommended single gang KP plate options.	Office White	**PS3IND** A: 7.00" (177.80) B: 6.95" (176.53) C: 2.28" (57.91)		

Fittings

Description	Color	Catalog No.	Description	Color	Catalog No.
Internal Elbow Full capacity 1¼in bend radius internal elbow.	Office White	**PS3IE*** **PS3IEBC**** A: 4.36" (110.74) B: 6.93" (176.02) C: 4.36" (110.74)	**External Elbow** Full capacity 1¼in bend radius external elbow.	Office White	**PS3EE*** **PS3EEBC**** A: 6.81" (172.97) B: 6.93" (176.02) C: 6.81" (172.97)
Flat Elbow Full capacity 1¼in bend radius flat elbow.	Office White	**PS3FE*** **PS3FEBC**** A: 9.85" (250.19) B: 9.85" (250.19) C: 2.08" (52.83)	**Tee** Full capacity 1¼in bend radius tee.	Office White	**PS3TCBC**** A: 10.00" (254.00) B: 9.68" (245.87) C: 3.30" (83.82)
Splice Cover For covering potential openings where two lengths of raceway come together.	Office White	**PS3SC*** A: 1.56" (39.62) B: 6.95" (176.53) C: 2.03" (51.62)	**Safety Strap** Prevents potential tampering with PS3 Super BaseTrak cover. Can also be used as a splice cover.	Office White	**PS3SS*** A: 1.50" (38.10) B: 8.24" (209.30) C: 2.08" (52.85)
Conduit Adapter/Ceiling Fitting For connecting conduit to raceway. Also use for ceiling feeds. Has combination ½in, ¾in, 1in, 1¼in and 1½in trade size KOs.	Office White	**PS3CACF**** A; 6.93" (176.02) B: 4.32" (109.73) C: 6.29" (159.77)	**Reducer** Reduces from PS3 Super BaseTrak Raceway to PB3 BaseTrak Raceway.	Office White	**PS3RED**** A: 4.81" (122.17) B: 6.93" (176.02) C: 2.05" (52.07)
Surface Panel Connector To connect PS3 Raceway with surface type panel boxes.	Office White	**PS3SPC*** A: 1.00" (25.40) B: 7.87" (199.90) C: 2.54" (64.52)	**End Cap** For closing end of PS3 Super BaseTrak Raceway.	Office White	**PS3EC*** A: 1.50" (38.10) B: 6.88" (174.75) C: 2.06" (52.32)
Wire Clip For holding conductors in place.	Office White	**PS3WC** A: 1.62" (41.15) B: 1.00" (25.40)			

*Cover only
**Base and cover

UL LISTED CSA CERTIFIED

Non-Metallic PlugTrak® Inches (mm)

Tamper-Resistant

USB

Available in Standard, Isolated Ground (IG), Tamper-Resistant (TR) and USB (U) versions.



	Amp	Circuits	Dup. Rec.	USB Ports	Recept. Spacing (in)	Black	White	Office White
5 Foot Base and Cover	15	Single	5	–	12	**PT155112BK**	**PT155112W**	**PT155112**
	15	Two	5	–	12	**PT155212BK**	**PT155212W**	**PT155212**
	15	Single	4	–	15	**PT155115BK**	**PT155115W**	**PT155115**
	15	Single	2	–	30	**PT155130BK**	**PT155130W**	**PT155130**
	15	TR/Single	5	–	12	**PT155112TRBK**	**PT155112TRW**	**PT155112TR**
	20	Single	5	–	12	**PT205112BK**	**PT205112W**	**PT205112**
	20	Two	5	–	12	**PT205212BK**	**PT205212W**	**PT205212**
	20	Single	4	–	15	**PT205115BK**	**PT205115W**	**PT205115**
	20	Two	4	–	15	**PT205215BK**	**PT205215W**	**PT205215**
	20	Single	2	–	30	**PT205130BK**	**PT205130W**	**PT205130**
	20	TR/Single	5	–	12	**PT205112TRBK**	**PT205112TRW**	**PT205112TR**
6 Foot Base and Cover	15	Single	6	–	12	**PT156112BK**	**PT156112W**	**PT156112**
	15	Two	6	–	12	**PT156212BK**	**PT156212W**	**PT156212**
	15	Single	4	–	18	**PT156118BK**	**PT156118W**	**PT156118**
	15	Single	3	–	24	**PT156124BK**	**PT156124W**	**PT156124**
	15	USB/Single	4	4	12	**PT156112UBK**	**PT156112UW**	**PT156112U**
	20	Single	9	–	8	**PT206108BK**	**PT206108W**	**PT206108**
	20	Two	9	–	8	**PT206208BK**	**PT206208W**	**PT206208**
	20	Single	6	–	12	**PT206112BK**	**PT206112W**	**PT206112**
	20	Two	6	–	12	**PT206212BK**	**PT206212W**	**PT206212**
	20	Single	4	–	18	**PT206118BK**	**PT206118W**	**PT206118**
	20	Two	4	–	18	**PT206218BK**	**PT206218W**	**PT206218**
	20	Single	3	–	24	**PT206124BK**	**PT206124W**	**PT206124**
	20	Two	3	–	24	**PT206224BK**	**PT206224W**	**PT206224**
	20	Single	2	–	36	**PT206136BK**	**PT206136W**	**PT206136**

Note: Each Non-Metallic PlugTrak is supplied with (1) PL1EC end cap and IG stickers for isolated ground applications.



	Amp	Length (ft)	Cord Length (ft)	Duplex Recept.	USB Ports	Black	White	Office White
Portable	15	3	6	3	–	**PT153112PBK**	**PT153112PW**	**PT153112P**
	15	5	6	5	–	**PT155112PBK**	**PT155112PW**	**PT155112P**
	15	3	6	4	2	**PT153112UPBK**	**PT153112UPW**	**PT153112UP**
	20	3	6	2	–	**PT203112PBK**	**PT203112PW**	**PT203112P**
	20	5	6	5	–	**PT205112PBK**	**PT205112PW**	**PT205112P**
	① Supporting Mounting Clip for Portable PlugTrak							**PL1MC**

Note: Includes ON/OFF switch and circuit breaker.

	Desc.	Catalog No.	Desc.	Catalog No.
Device Boxes	1-Gang Low Profile	**PDB12LP**	1-Gang Deep	**PDB12D**
	1-Gang Standard	**PDB12S**	Round Lighting Fixture	**PDB12LF**
	2-Gang Deep Undivided	**PDB12TGLV**	2-Gang Deep Divided	**PDB12TGD**
Fittings	Internal Elbow Base and Cover	**PL1IEBC**	Internal Elbow Cover Only	**PL1IE**
	External Elbow Base and Cover	**PL1EEBC**	External Elbow Cover Only	**PL1EE**
	Flat Elbow Base and Cover	**PL1FEBC**	Flat Elbow Cover Only	**PL1FE**
	Tee Base and Cover	**PL1TCBC**	Tee Cover Only	**PL1TC**
	Splice Cover	**PL1SC**	Safety Strap	**PL1SS**
	Conduit Adapter/ Ceiling Fitting	**PT12CA**	Conduit Adapter/ Ceiling Fitting	**PLP1CACF**
	End Cap	**PL1EC**		

Standard color is Office White; add **BK** *to Catalog No. for Black; add* **W** *for White.*

See page S57 for additional information.

Wallpates and Modular Connector Fittings

1-Gang and 2-Gang Wallplates

Color	Catalog No.	Catalog No.	Catalog No.	Catalog No.	Catalog No.
Black White Off. White	**KP8BK** **KP8W** **KP8** Duplex	**KP26BK** **KP26W** **KP26** Style Line®	**KP1BK** **KP1W** **KP1** Toggle	**KP7BK** **KP7W** **KP7** Recept. (1.41 ID)	**KP720BK** **KP720W** **KP720** Recept. (1.60 ID)
Black White Off. White	**KP14BK** **KP14W** **KP14** Blank	**KP212BK** **KP212W** **KP212** Coax (2)	**KP2140BK** **KP2140W** **KP2140** Jack/Coax	**KP2162BK** **KP2162W** **KP2162** Modular Jacks (2)	**KP2163BK** **KP2163W** **KP2163** Modular Jacks (3)
Black White Off. White	– – **KPORTOW** Ortronics Series II® Data Module	– – **KPPANOW** Panduit Mini-Com® Data Module	**KPIMBZBK** **KPIMBZW** **KPIMBZOW** 3-Unit iSTATION (Accepts all Hubbell iSTATION Modules located in Section T)		
Black White Off. White	**KP82BK** **KP82W** **KP82** 2-Gang Duplex	**KP262BK** **KP262W** **KP262** 2-Gang Style Line®	**KP2BK** **KP2W** **KP2** 2-Gang Toggle	**KP24BK** **KP24W** **KP24** 2-Gang Blank	

Note: 2-Gang KP plates for use with PT12TGB and PW1TGB only.

Communications Wallplates

Color	Catalog No.	Catalog No.	Catalog No.	Catalog No.	Catalog No.
Off.White	**IFP126OW** Style Line®	**ISF2OW** Style Line® 2-Port	**ISF3OW** Style Line® 3-Port	**ISF4OW** Style Line® 4-Port	**ISF6OW** Style Line® 6-Port
Off.White	**IFP18OW** Duplex	**BR106C** Duplex 2-Port	**Q106O** Duplex 4-Port	**IFP12OW** Flush 2-Port	**IFP13OW** Flush 3-Port
Off.White	**IFP14OW** Flush 4-Port	**IFP16OW** Flush 6-Port	**IFP26OW** 2-Gang 6-Port	**IFP29OW** 2-Gang 9-Port	**IFP212OW** 2-Gang 12-Port

Wallplates & Modules

Description	Color	1-Gang	2-Gang
Front loading wall plate will accept any modules in three unit combinations. Angled fixtures to be used in bottom opening only. See Section T for additional information on Hubbell iSTATION modules. Each gang accepts 3 module units.	Off. White	**IMF1OW**	**IMF2OW**

Modular connectors to be used with any plate with a standard modular opening. Not recommended for use with KP plates. For KP applications use KPIMBZOW bezel and appropriate Hubbell iSTATION modules located in Section T. Use appropriate Hubbell iSTATION modules for SC fiber adapters. See Section T for additional information on modular connectors.

Modular Connector Fittings

Color	Catalog No.	Catalog No.	Catalog No.	Catalog No.
Off. White	**SFFX** F-Connector	**SFSTSOW** ST Fiber Connector	**SFBOW** BNC Connector	**SFB10** Blank (10 Pack)
Black housing only	**SFRC110R** RCA 110 Punchdown	**SFSV110BK** Super S-Video	**FASCDMS6B** SC Duplex Adapter	**FASTSCDSC6** SC to ST Duplex Adapter

Xcelerator Modular Jacks

Color	Catalog No.	Catalog No.	Catalog No.
See below	**HXJ5Exx** Cat 5e, T568A, T568B, RJ45	**HXJ6xx** Cat 6, T568A, T568B, RJ45	**HXJUxx** 6 Position USOC, RJ25

xx *= Color:* ***BK*** *(Black),* ***B*** *(Blue),* ***GY*** *(Gray),* ***GN*** *(Green),* ***EI*** *(Ivory),* ***OW*** *(Office White),* ***OR*** *(Orange),* ***R*** *(Red),* ***W*** *(White), or* ***Y*** *(Yellow)*

Panduit® and Mini-Com® are registered trademarks of Panduit Corp.
Ortronics® and Series II® are registered trademarks of Ortronics/Legrand.

Wire Fill Capacity Chart and Technical Information

Non-Metallic Raceway Wire Fill Capacities

			Power (THHN/T90 Nylon)			Voice		Data (Copper Cables)					Data (Multimode Fiber Optic Cables)		
			14 AWG	12 AWG	10 AWG	4-Pair	25-Pair	Type RG59U	Cat 5e	Cat 6	Cat 6A	Cat 6 STP	2- or 4-Fiber Round Cable	Fiber Optic Jumpers	Fiber Optic Zip Cord
		Wire O.D. (in)	0.111	0.13	0.164	0.19	0.41	0.242	0.21	0.25	0.35	0.29	0.19	0.118	0.12 X 0.24
		Wire Area (sq in)	0.0097	0.0133	0.0211	0.0283	0.1320	0.0460	0.0346	0.0491	0.0962	0.0660	0.0283	0.0109	0.0288
Series	Channel	Channel Area (sq in)	Wire Fill Capacity			40%	40%	40%	40%	40%	40%	40%	40%	40%	40%
PT1	A	0.29	5	8	5	4	1	3	3	2	1	2	4	11	4
PP1	A	0.38	12	11	8	5	1	3	4	3	2	2	5	14	5
PL1	A	1.03	42	34	22	15	3	9	12	8	4	6	15	38	14
PW1	A	0.30	6	10	4	4	0	2	3	2	1	2	4	11	4
PW2	A+B	1.60	41	36	22	23	5	14	18	13	7	10	23	59	22
A B	A	0.81	12	22	12	11	2	7	9	7	3	5	11	30	11
	B	0.79	12	22	10	11	2	7	9	6	3	5	11	29	11
PB2	A+B	5.72	60	36	45	81	17	50	66	47	24	35	81	210	79
A B	A or B	2.86	42	30	28	40	9	25	33	23	12	17	40	105	40
PB3	A+B+C	5.57	60	36	45	79	17	48	64	45	23	34	79	204	77
A B C	A or C	1.80	42	30	28	25	5	16	21	15	7	11	25	66	25
	B	1.97	42	30	28	28	6	17	23	16	8	12	28	72	27
PS3	A+B+C	10.58	72	66	78	150	32	92	122	86	44	64	150	388	147
A B C	A or C	3.41	42	36	42	48	10	30	39	28	14	21	48	125	47
	B	3.76	42	36	42	53	11	33	43	31	16	23	53	138	52

Note: Pathway (Raceway) fill shall be 40% maximum. Raceway fittings and outlets/receptacles reduce the cross section of the raceway system, thus reducing overall cable fill capacity.

Recommended Plate to Box Compatibility Selection Chart

Non-Metallic Raceway Box Series		PS3 Series				PB3 Series					PB2 Series	PDB12 Series			PT12 & PW1 Series	
Plate Style	Sample Catalog No.	IND	FCIB	FCIB2G	FCIB3G	IND	IND2G	FCIB	FCIB2G	FCIB3G	IND2G	LP, S, D	TGD	TGLV	LP(B), S(BA), D(BA)	TGB
1-Gang KP Series Plate	**KP8**	X	X	X	X	X	X	X	X	X	X	X	X		X	
1-Gang KP Series Bezel	**KPIMBZ**	X	X	X	X	X	X	X	X	X	X	X	X		X	
1-Gang Standard Data Plate	**IFP12OW**		X	X	X	X		X	X	X		X			X	
1-Gang iSTATION Plate Frame	**IMF1OW**		X	X	X	X		X	X	X		X			X	
Style Line® Data Plate	**IFP126OW**		X	X	X	X		X	X	X		X			X	
Duplex Data Plate	**IFP18OW**		X	X	X	X		X	X	X		X			X	
2-Gang iSTATION Plate Frame	**IMF2OW**													X		X
2-Gang Standard Data Plate	**IFP29OW**													X		X
2-Gang KP Series Plate	**KP82**															X

Note: Hubbell Office White plates and devices color match all non-metallic raceway systems.

Physical Properties (When tested in accordance with UL 5A)

Impact Resistance	5ftlb
Crush Resistance	300lb
Temperature Range	-25.6° to 158° F
Flame Rating	UL94V-0
Material	UV Stabilized PVC

Codes/Standards

EIA/TIA	569A
UL Standard	UL 5A
Listings	E118895 / E119190
CSA Standard	C22.2 no. 62
Certified	LR87514

PlugTrak Specifications

Receptacle Rating	NEMA 5-15R & 5-20R
Wire	12 AWG Stranded Copper
Receptacle Face	Thermoplastic

Pre-Wired Raceway Systems

Hubbell has been setting the standard in the electrical industry since 1888, through innovations such as Twist-Lock®, Hospital Grade, and AUTOGUARD™ Self Test GFCI receptacles. Again, Hubbell has listened to our customers for new innovation, capacity requirements, and flexibility. We have taken raceway systems to the next level with Pre-Wired Raceway Systems that are manufactured to your specifications.

Our Pre-Wired Raceway Systems will accommodate your power and data requirements as your facility changes over time. Pre-Wired Raceways provide you with the benefit of keeping your fast track projects on schedule, and helping complete the job on time! Our Pre-Wired Raceway solutions will save up to 45% of the installation time needed for field installing component raceway parts.

Pre-Wired Raceways are available in:

- ✓ Steel (Ivory and Gray)
- ✓ Aluminum
- ✓ Non-Metallic (Office White)





Quality by Design

All Hubbell Pre-Wired Raceways are UL Listed and CSA Certified. Each raceway receives a 100% quality inspection and testing prior to shipment. Pre-Wired Raceway is now available with the high quality and workmanship you have come to expect from Hubbell.



Labeling and Engraving

Optional labeling is available to identify branch panels and circuits at receptacle locations. Choose from adhesive labels or engraved aluminum plates.



Wire Identification

Wire leads are clearly labeled with corresponding circuit numbers. This aids the installer when terminating to building wiring or connecting from duct to duct. Ample wire is provided at feed locations.

Pre-Wired Raceway Systems

Save Time and Money, Completing the Job Quicker and On Schedule, with Hubbell...

With Standard Raceway...



Unpack, identify and sort component parts. Deliver components to work area for assembly and installation.



Measure and cut.
Clean and de-burr sharp edges.
Secure to the wall and fasten.



Pull wire.
Label and bundle each raceway circuit. Install receptacles and test.

With Hubbell Pre-Wired Raceway...



Pallet delivered to your work site, labeled by room, floor area and/or building.



Unpack and install!



Installed in half the time!









Project Support and Documentation

- ✓ A local and factory support team is there to assist in defining bills of material and project quotes, so costs can be budgeted accordingly.
- ✓ A project engineer, located at the factory, is assigned to your project as a direct point of contact.

Manufacturing and Testing

- ✓ Precisely measured, cleanly cut, wired and assembled to your specifications.
- ✓ The wiring harness is then bundled and labeled for circuit identification for ease of installation.
- ✓ Assembly is tested for assured continuity and 100% quality inspected before kitting.

Installs In A Snap

- ✓ Raceway ducts are kitted, labeled, and shipped by room, area or floor locations.
- ✓ Just remove raceway from the packaging and secure to the wall.
- ✓ Make power connections, snap on covers, test and you are finished!



Options:



Circuit Identification and Labeling:

- ✓ Adhesive Labeling
- ✓ Engraving



Wiring Circuits Options:

- ✓ Insulation Displacement Connectors
- ✓ Wire Nuts
- ✓ Wiring Devices



Kit raceway for delivery by:

- ✓ Room
- ✓ Floor
- ✓ Area
- ✓ Building

Features and Benefits Inches (mm)

Aluminum Pre-Wired Raceway

HBLALU3800 Series Aluminum Raceway

Description		Dimension
Aluminum raceway, single channel, Satin Anodized Finish	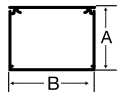	A: 2.25" (57.15) B: 3.00" (76.20)

HBLALU4800 Series Aluminum Raceway

Description		
Aluminum raceway, two channel, Satin Anodized Finish	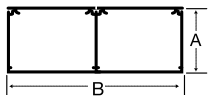	A: 2.25" (57.15) B: 6.00" (152.40)

HBLALU5000 Series Aluminum Raceway

Description		
Aluminum raceway, two channel, Satin Anodized Finish	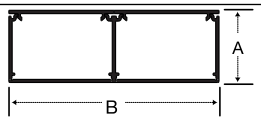	A: 1.75" (44.45) B: 5.08" (129.03)

HBLALU7620 Series Aluminum Raceway

Description		
Aluminum raceway, three channel, Satin Anodized Finish	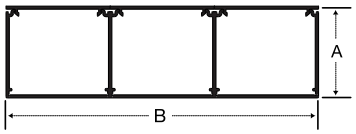	A: 2.25" (57.15) B: 7.62" (193.55)



Steel Pre-Wired Raceway

HBL3000 Series Metal Raceway

Description		
Steel raceway, single channel, Ivory or Gray Finish	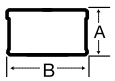	A: 1.53" (38.86) B: 2.75" (69.85)

HBL4750 Series Metal Raceway

Description		
Steel raceway, single or two channel (with divider), Ivory or Gray Finish	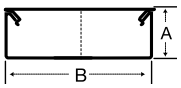	A: 1.75" (44.45) B: 4.75" (120.65)

HBL6750 Series Metal Raceway

Description		
Steel raceway, single, two channel (with one divider) or three channel (with two dividers), Ivory or Gray Finish	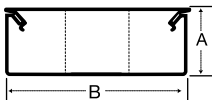	A: 2.22" (56.39) B: 6.75" (171.45)



Non-Metallic Pre-Wired Raceway

PB2 BaseTrak® Series Non-Metallic Raceway

Description		
Non-metallic raceway, two channel, Office White	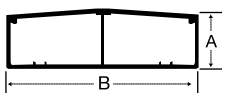	A: 1.63" (41.40) B: 4.50" (114.30)

PS3 Super BaseTrak® Series Non-Metallic Raceway

Description		
Non-metallic raceway, three channel, Office White	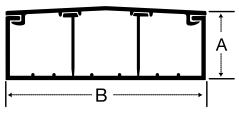	A: 1.97" (50.04) B: 6.70" (170.18)





WALLPLATES

Hubbell provides an extensive array of wallplates and surface boxes in a wide variety of materials, colors and finishes to match any aesthetic style and function.









Index

Rear Loading Wallplates T3
Stainless Steel Wallplates T4
Modular Wallplates and Modules T5
Modules T6
Decorator Wallplates T7
Molded-In Wallplates T9
Secure-IT Wallplates and Phone Wallplates T10
Multimedia Wall and Surface Mount Boxes T11
Furniture Wallplates and Adapters T12
Duplex Wallplates T13
International Wallplates and Modules T14

Color Chart:

Black
Brown
Gray
Ivory
Light Almond/ Office White*
White

**Light Almond is the same color as Office White*



Specifications

- Fits all Hubbell keystone connections (AV, data and fiber)
- Available in single and double gang
- All IFP plates are supplied with paper labels, clear screw covers and color matched screw covers
- Secure; must remove plate to access connectivity

IFP Wallplates with Label Fields

	Single Gang					Double Gang		
Color	1-Port	2-Port	3-Port	4-Port	6-Port	6-Port	9-Port	12-Port
Black	**IFP11BK**	**IFP12BK**	**IFP13BK**	**IFP14BK**	**IFP16BK**	**IFP26BK**	**IFP29BK**	**IFP212BK**
Gray	**IFP11GY**	**IFP12GY**	**IFP13GY**	**IFP14GY**	**IFP16GY**	**IFP26GY**	**IFP29GY**	**IFP212GY**
Ivory	**IFP11EI**	**IFP12EI**	**IFP13EI**	**IFP14EI**	**IFP16EI**	**IFP26EI**	**IFP29EI**	**IFP212EI**
Office White	**IFP11OW**	**IFP12OW**	**IFP13OW**	**IFP14OW**	**IFP16OW**	**IFP26OW**	**IFP29OW**	**IFP212OW**
White	**IFP11W**	**IFP12W**	**IFP13W**	**IFP14W**	**IFP16W**	**IFP26W**	**IFP29W**	**IFP212W**

NS Wallplates without Label Fields

	Single Gang					Double Gang	
Color	1-Port	2-Port	3-Port	4-Port	6-Port	4-Port	6-Port
Black	**NSP11BK**	**NSP12BK**	**NSP13BK**	**NSP14BK**	**NSP16BK**	**NSP24BK**	**NSP26BK**
Gray	**NSP11GY**	**NSP12GY**	**NSP13GY**	**NSP14GY**	**NSP16GY**	**NSP24GY**	**NSP26GY**
Ivory	**NSP11I**	**NSP12I**	**NSP13I**	**NSP14I**	**NSP16I**	**NSP24I**	**NSP26I**
Light Almond	**NSP11LA**	**NSP12LA**	**NSP13LA**	**NSP14LA**	**NSP16LA**	**NSP24LA**	**NSP26LA**
White	**NSP11W**	**NSP12W**	**NSP13W**	**NSP14W**	**NSP16W**	**NSP24W**	**NSP26W**

Angled Wallplates

	Single Gang
Color	4-Port
Black	–
Gray	**AFP14G**
Ivory	**AFP14E**
Light Almond	**AFP14**
White	**AFP14W**



Blank Wallplates

	Standard				Midsize	
Color	1-Gang	2-Gang	3-Gang	4-Gang	1-Gang	2-Gang
Black	**NP13BK**	**NP23BK**	**NP33BK**	**NP43BK**	**NPJ13BK**	**NPJ23BK**
Gray	**NP13GY**	**NP23GY**	**NP33GY**	**NP43GY**	**NPJ13GY**	**NPJ23GY**
Ivory	**NP13I**	**NP23I**	**NP33I**	**NP43I**	**NPJ13I**	**NPJ23I**
Light Almond	**NP13LA**	**NP23LA**	**NP33LA**	**NP43LA**	**NPJ13LA**	**NPJ23LA**
White	**NP13W**	**NP23W**	**NP33W**	**NP43W**	**NPJ13W**	**NPJ23W**



Note: Light Almond is the same color as Office White; see color chart on page T2



Specifications

Keystone:

- Fits all Hubbell keystone connections (AV, data and fiber)

Modular Wallplates:

- IMSS plates available in 1-, 2-, 3- and 4-gang
- Fits most Hubbell iSTATION modules

Stainless Steel Wallplates, Rear Loading

Single Gang







	1-Port	2-Port	3-Port	4-Port	6-Port
Catalog No.	**SSF11**	**SSF12**	**SSF13**	**SSF14**	**SSF16**

Stainless Steel Wallplates, Rear Loading

Double Gang






	4-Port	6-Port	9-Port	12-Port
Catalog No.	**SSF204**	**SSF206**	**SSF209**	**SSF212**

Stainless Steel Wallplates with Label Fields, Rear Loading

Single Gang







	1-Port	2-Port	3-Port	4-Port	6-Port
Catalog No.	**SSFL11**	**SSFL12**	**SSFL13**	**SSFL14**	**SSFL16**

Stainless Steel Wallplates with Label Fields, Rear Loading

Double Gang






(1) HD15, keystone



	4-Port	6-Port	9-Port	12-Port	6-Port
Catalog No.	**SSFL24**	**SSFL26**	**SSFL29**	**SSFL212**	**SSFL26HD15**

Hubbell iSTATION Modular Wallplates

Single-service, low voltage



Color	1-Gang	2-Gang	3-Gang	4-Gang	2-Gang Decorator
Black	**IMF1BK**	**IMF2BK**	**IMF3BK**	**IMF4BK**	**IMFP2BK**
Ivory	**IMF1EI**	**IMF2EI**	**IMF3EI**	**IMF4EI**	**IMFP2EI**
Gray	**IMF1GY**	**IMF2GY**	**IMF3GY**	**IMF4GY**	**IMFP2GY**
Office White	**IMF1OW**	**IMF2OW**	**IMF3OW**	**IMF4OW**	**IMFP2OW**
White	**IMF1W**	**IMF2W**	**IMF3W**	**IMF4W**	**IMFP2W**

Multi-service, power and low voltage

Color	1-Gang Decorator 1-Gang iSTATION	1-Gang Decorator 2-Gang iSTATION	1-Gang Decorator 3-Gang iSTATION	2-Gang Decorator 2-Gang iSTATION
Black	**IMFP1D1BK**	**IMFP1D2BK**	**IMFP1D3BK**	**IMFP2D2BK**
Ivory	**IMFP1D1EI**	**IMFP1D2EI**	**IMFP1D3EI**	**IMFP2D2EI**
Gray	**IMFP1D1GY**	**IMFP1D2GY**	**IMFP1D3GY**	**IMFP2D2GY**
Office White	**IMFP1D1OW**	**IMFP1D2OW**	**IMFP1D3OW**	**IMFP2D2OW**
White	**IMFP1D1W**	**IMFP1D2W**	**IMFP1D3W**	**IMFP2D2W**

Hubbell iSTATION Stainless Steel Wallplates, Front Loading



	1-Gang	2-Gang	3-Gang	4-Gang
Catalog No.	**IMSS1**	**IMSS2**	**IMSS3**	**IMSS4**

Delivery Bezels and Modules



Color	Raceway Bezel	Hubbell iSTATION Bezel for Third-Party Raceway	Furniture Boxes
Black	**–**	**–**	**HBLIMFBK**
Ivory	**–**	**–**	**HBLIMFI**
Gray	**KPIMBZGY**	**HWAPLGY**	**HBLIMFGY**
Office White	**KPIMBZOW**	**HWAPLOW**	**–**
White	**–**	**HWAPLW**	**HBLIMFWA**

Third-Party Raceway Modules

Unloaded, 2-port, 10-pack



Color	Catalog No.
Black	**HWM2KBK10**
Ivory*	**HWM2KI10**
Gray	**HWM2KGY10**
White	**HWM2KW10**

**Matches Hubbell Office White*

Pass-Through Wallplates



	1-Gang	2-Gang
Ivory	**NSAV1I**	**NSAV2I**
White	**NSAV1W**	**NSAV2W**

Keystone Modules, Unloaded








	1 Unit		1.5 Unit			
Color	Flat, 1-Port	Flat, 2-Port	Angled, 1-Port	Angled, 2-Port	Recessed, Angled, 1-Port	Recessed, Angled, 2-Port
Black	**IM1K1BK**	**IM2K1BK**	**IM1KA15BK**	**IM2KA15BK**	**IM1IA15BK**	**IM2IA15BK**
Ivory	**IM1K1EI**	**IM2K1EI**	**IM1KA15EI**	**IM2KA15EI**	**IM1IA15EI**	**IM2IA15EI**
Gray	**IM1K1GY**	**IM2K1GY**	**IM1KA15GY**	**IM2KA15GY**	**IM1IA15GY**	**IM2IA15GY**
Office White	**IM1K1OW**	**IM2K1OW**	**IM1KA15OW**	**IM2KA15OW**	**IM1IA15OW**	**IM2IA15OW**
White	**IM1K1W**	**IM2K1W**	**IM1KA15W**	**IM2KA15W**	**IM1IA15W**	**IM2IA15W**

Blank HD15/9-Pin or HDMI Modules




	1 Unit	1.5 Unit
Color	Flat, HD15/9-Pin or HDMI	Angled, HD15/9-Pin or HDMI
Black	**IMBDS1BK**	**IMBDSA15BK**
Ivory	**IMBDS1EI**	**IMBDSA15EI**
Gray	**IMBDS1GY**	**IMBDSA15GY**
Office White	**IMBDS1OW**	**IMBDSA15OW**
White	**IMBDS1W**	**IMBDSA15W**

Blank Modules





Color	0.5 Unit	1 Unit	1.5 Unit
Black	**IMB05BK**	**IMB1BK**	**IMB15BK**
Ivory	**IMB05EI**	**IMB1EI**	**IMB15EI**
Gray	**IMB05GY**	**IMB1GY**	**IMB15GY**
Office White	**IMB05OW**	**IMB1OW**	**IMB15OW**
White	**IMB05W**	**IMB1W**	**IMB15W**

SC Angled Modules




Color	1.5 Unit, 1 Duplex	2 Unit, 2 Duplex
Black	**IM1SCA15BK**	**IM2SCA2BK**
Ivory	**IM1SCA15EI**	**IM2SCA2EI**
Gray	**IM1SCA15GY**	**IM2SCA2GY**
Office White	**IM1SCA15OW**	**IM2SCA2OW**
White	**IM1SCA15W**	**IM2SCA2W**

Note: Light Almond is the same color as Office White; see color chart on page T2



Specifications

- IFP126xx is the industry's only decorator plate that is UL Listed for power and low-voltage with label fields
- Integrates with all Hubbell keystone connections (AV, data and fiber)
- ISF wallplates offer 2-, 3-, 4- and 6-port configurations

Decorator Wallplates, Standard, Nylon

Color	1-Gang	2-Gang	3-Gang	4-Gang	5-Gang	6-Gang
Black	**NP26BK**	**NP262BK**	**NP263BK**	**NP264BK**	**NP265BK**	**NP266BK**
Gray	**NP26GY**	**NP262GY**	**NP263GY**	**NP264GY**	**NP265GY**	**NP266GY**
Ivory	**NP26I**	**NP262I**	**NP263I**	**NP264I**	**NP265I**	**NP266I**
Light Almond	**NP26LA**	**NP262LA**	**NP263LA**	**NP264LA**	**NP265LA**	**NP266LA**
White	**NP26W**	**NP262W**	**NP263W**	**NP264W**	**NP265W**	**NP266W**



Decorator Wallplates, Midsize, Nylon

Color	1-Gang	2-Gang	3-Gang	4-Gang
Black	**NPJ26BK**	**NPJ262BK**	**NPJ263BK**	**NPJ264BK**
Gray	**NPJ26GY**	**NPJ262GY**	**NPJ263GY**	**NPJ264GY**
Ivory	**NPJ26I**	**NPJ262I**	**NPJ263I**	**NPJ264I**
Light Almond	**NPJ26LA**	**NPJ262LA**	**NPJ263LA**	**NPJ264LA**



Decorator Wallplates, Snap-On

Color	1-Gang	2-Gang	3-Gang	4-Gang
Ivory	**NPS26I**	**NPS262I**	**NPS263I**	**NPS264I**
Light Almond	**NPS26LA**	**NPS262LA**	**NPS263LA**	**NPS264LA**
White	**NPS26W**	**NPS262W**	**NPS263W**	**NPS264W**



Decorator Wallplates with Label Fields

Rated for power and low voltage use

Color	1-Gang	2-Gang
Black	–	**IMFP2BK**
Gray	**IFP126GY**	**IMFP2GY**
Ivory	–	**IMFP2EI**
Office White	**IFP126OW**	**IMFP2OW**
White	**IFP126W**	**IMFP2W**



Decorator Cover Wallplates

Finish	1-Gang	2-Gang
Brass	**SB26**	**SB262**
Stainless Steel	**SS26**	**SS262**



Blank HD15/9-Pin or HDMI Wallplates



Color	1-Port	Recessed, 1-Port	2-Port
Black	**ISFB15BK**	**ISFBR15BK**	**ISFB215BK**
Ivory	**ISFB15EI**	**ISFBR15EI**	**ISFB215EI**
Gray	**ISFB15GY**	**ISFBR15GY**	**ISFB215GY**
Office White	**ISFB15OW**	**ISFBR15OW**	**ISFB215OW**
White	**ISFB15W**	**ISFBR15W**	**ISFB215W**

HDMI Decorator Wallplates



Color	1-Port	2-Port
Black	**NS801BK**	**NS802BK**
Ivory	**NS801I**	**NS802I**
Gray	**NS801GY**	**NS802GY**
Light Almond	**NS801LA**	**NS802LA**
White	**NS801W**	**NS802W**

Note: Light Almond is the same color as Office White; see color chart on page T2.



Features and Benefits

- High impact-resistant thermoplastic wallplate
- UL Listed 1863 (Communication Circuit Accessory) and CSA Certified

Decorator Keystone Wallplates



Color	1-Port	2-Port	3-Port	4-Port	6-Port	Adapter Blank
Black	**NS611BK**	**NS612BK**	**NS613BK**	**NS614BK**	**NS616BK**	**NS620BK**
Gray	**NS611GY**	**NS612GY**	**NS613GY**	**NS614GY**	**NS616GY**	**NS620GY**
Ivory	**NS611I**	**NS612I**	**NS613I**	**NS614I**	**NS616I**	**NS620I**
Light Almond	**NS611LA**	**NS612LA**	**NS613LA**	**NS614LA**	**NS616LA**	**NS620LA**
White	**NS611W**	**NS612W**	**NS613W**	**NS614W**	**NS616W**	**NS620W**

Note: Use NS621 with rotary dimmers or to pull through AV or telephone cable; use NS620 to fill an extra decorator opening or create customized openings

Molded-In Video and Voice Decorator Wallplates



	(1) F-Type Jack	Duplex F-Type Jack	(1) 6P4C + (1) F-Type Jack	(1) Cat 5e + (1) F-Type Jack
Black	–	–	–	**NS785BK**
Brown	–	–	–	**NS785**
Gray	–	–	–	**NS785GY**
Light Almond	**NS780LA**	–	**NS783LA**	**NS785LA**
White	**NS780W**	**NS782W**	**NS783W**	**NS785W**

Molded-In Voice and Data Decorator Wallplates



	(1) 6P4C Jack	(1) 6P6C Jack	Duplex 6P6C Jack	(1) 6P4C + (1) Cat 5e Jack
Black	**NS770BK**	–	–	**NS784BK**
Brown	**NS770**	**NS771**	–	**NS784**
Gray	**NS770GY**	–	–	**NS784GY**
Ivory	**NS770I**	**NS771I**	**NS772I**	**NS784I**
Light Almond	**NS770LA**	**NS771LA**	**NS772LA**	**NS784LA**
White	**NS770W**	**NS771W**	**NS772W**	**NS784W**



Features and Benefits

- High impact-resistant thermoplastic plate
- Convenient screw down terminals
- Meets FCC part 68
- UL Listed 1863 – Communication Circuit Accessory and CSA Certified

Molded-In Wallplates for Voice, 1-Gang

Standard

Jack	One RJ11 Jack	One RJ11 Jack	Duplex RJ11 Jack
Position	6-Position	6-Position	6-Position
Conductors	4-Conductor	6-Conductor	6-Conductor
Terminations	Screw	Screw	Screw
Brown	**NS730**	**NS732**	**–**
Ivory	**NS730I**	**NS732I**	**NS744I**
Light Almond	**NS730LA**	**NS732LA**	**–**
White	**NS730W**	**NS732W**	**NS744W**







Mid-Size

Jacks	One RJ11 Jack	Duplex RJ11 Jack
Position	6-Position	6-Position
Conductors	4-Conductor	4-Conductor
Terminations	Screw	Screw
Brown	**–**	**–**
Ivory	**NS735I**	**NS745I**
Light Almond	**NS735LA**	**–**
White	**NS735W**	**NS745W**





Molded-In Wallplates for Voice and CATV/Satellite, 1-Gang

Standard











Jack	One RJ11 Jack	One RJ11 Jack	–	–	One Cat 5e 110 Punch-Down, One RJ11 Jack
F-Connector	One F-Type Coupler Bulkhead	One F-Type Coupler Bulkhead	One F-Type Coupler Bulkhead	Duplex F-Type Coupler Bulkhead	One F-Type Coupler Bulkhead
Position	6-Position	6-Position	–	–	6-Position
Conductors	6-Conductor	4-Conductor	–	–	4-Conductor
Type	Female to Female	Female to Female	Female to Female	Female to Female	Female to Female
Black	**–**	**–**	**–**	**–**	**NS790BK**
Brown	**–**	**–**	**–**	**–**	**NS790**
Gray	**–**	**–**	**–**	**–**	**NS790GY**
Ivory	**NS748I**	**NS747I**	**NS750I**	**NS752I**	**NS790I**
Light Almond	**NS748LA**	**NS747LA**	**NS750LA**	**–**	**NS790LA**
White	**NS748W**	**NS747W**	**NS750W**	**NS752W**	**NS790W**

Mid-Size

Jack	One RJ11 Jack	–
F-Connector	One F-Type Coupler Bulkhead	One F-Type Coupler Bulkhead
Position	6-Position	–
Conductors	6-Conductor	–
Type	Female to Female	Female to Female
Ivory	**NS755I**	**NS751I**
Light Almond	**NS755LA**	**NS751LA**
White	**NS755W**	**NS751W**







Specifications

- The sliding cover provides protection and longer life
- Staggered, angled openings provide proper cable exit and bend radius
- Two methods to secure cover: screw, latch or both
- Indoor or NEMA 3R weather-proof grade

Secure-IT Wallplates, Tamper-Resistant

Color	Wallplate 1-Gang/4-Port
Black	**TPF1BK**
Gray	**TPF1GY**
Office White	**TPF1OW**
White	**TPF1W**



Secure-IT Wallplates, Weather Proof

Color	Wallplate 1-Gang/4-Port
Gray	**TWPF1GY**



Box Eliminator

Description	1-Gang
Single gang box eliminator used in place of an electrical box; secures to a drywall opening, providing a means to mount a single gang plate	**BRBE1**



Stainless Steel Wall Mount Phone Wallplates, Single Gang

Description	Flush Jack	Recessed Jack
USOC jack, RJ25, 6-position	**SPUF**	**SPUR**
Category 5e jack, RJ45, 8-position	**SP5EF**	**SP5ER**
Category 6 jack, RJ45, 8-position	**SP6F**	**SP6R**
10 Gig jack, RJ45, 8-position	**SP10GF**	**SP10GR**
Blank plate	**P630S1G**	



Telephone Wall Jacks

Thermoplastic





	Wall Phone Jack 6-Position 4-Conductor Screw Termination	Wall Phone Jack 6-Position 6-Conductor Screw Termination
Ivory	**NS722I**	**NS725I**
Light Almond	**–**	**–**
White	**NS722W**	**–**

Stainless Steel





	Wall Phone Jack Quick Connect 6-Position 4-Conductor Punch-Down (Tool Included)	Wall Phone Jack 6-Position 4-Conductor Screw Termination
	NS723SS	**NS726SS**

AMO Adapter Brackets

Office White

Description	Catalog No.
ST-style adapter, phosphor bronze, (2) included	**AMOBST2**
Blank adapter, 10-pack	**AMOBL10**
Single jack adapter, 10-pack	**AMOBJ10**
Dual jack adapter, 10-pack	**AMOB2J10**
Blank for SC duplex or RC quad	**AMOLCQUNLD**



AMO Base Unit Housing

Office White

Description	Catalog No.
Housing with six (6) bracket locations, unloaded	**AMO**



AMO Adapter Brackets, SC and LC

Description	Color	Catalog No.
SC duplex adapter, phosphor bronze	Office White/Blue	**AMOBSCD**
LC quad adapter, phosphor bronze, blue	Office White/Blue	**AMOLCQSBL**
Blank for SC duplex or LC quad	Office White	**AMOLCQUNLD**
SC duplex adapter, zirconia	Office White/Aqua	**AMOBSCDSAQ**
LC quad adapter, zirconia	Office White/Aqua	**AMOLCQSAQ**
LC quad adapter, zirconia	Office White/Beige	**AMOLCQSBE**



OFPPL Base Unit Housing and Bracket

Description	Catalog No.
Office white housing, cover and mounting accessories	**OFPPL**
OFP bracket with 2 ST couplers, phosphor bronze	**OFPBST2**
OFP bracket, blank, 10-pack	**OFPBB10**

Note: SC duplex and LC quad connectors mount directly to the OFPPL base



Note: Minimum order quantities apply; see pages F13–F16 for more AV connectors and bulk connector options. See color chart on page T2.

HSB Surface Mount Boxes







Color	1-Port	2-Port	4-Port	6-Port	12-Port
Black	**HSB1BK**	**HSB2BK**	**HSB4BK**	**HSB6BK**	**HSB12BK**
Gray	**HSB1GY**	**HSB2GY**	**HSB4GY**	**HSB6GY**	**HSB12GY**
Ivory	**HSB1EI**	**HSB2EI**	**HSB4EI**	**HSB6EI**	**HSB12EI**
Office White	**HSB1OW**	**HSB2OW**	**HSB4OW**	**HSB6OW**	**HSB12OW**
White	**HSB1W**	**HSB2W**	**HSB4W**	**HSB6W**	**HSB12W**

UL Plenum Rated HSB Surface Mount Boxes




Color	1-Port	2-Port
Black	**HSB1BKP**	**HSB2BKP**
Gray	**HSB1GYP**	**HSB2GYP**
Ivory	**HSB1EIP**	**HSB2EIP**
Office White	**HSB1OWP**	**HSB2OWP**
White	**HSB1WP**	**HSB2WP**

Note: Surface mount boxes are not compatible with shielded jacks



Specifications

- Work area and individual port identification labeling
- FP plate positions connectivity outside the furniture channel maximizing internal capacity

Furniture Wallplates (Steelcase®, Haworth®, HON®, Knoll®, etc.)

Opening size: 2.71" x 1.38"





Color	2-Port	4-Port	4-Port Inline
Black	**FP2BK**	**FP4BK**	**FP4BBK**
Brown	**FP2BN**	**FP4BN**	**FP4BBN**
Gray	**FP2GY**	**FP4GY**	**FP4BGY**
Office White	**FP2OW**	**FP4OW**	**FP4BOW**
White	**FP2W**	**FP4W**	**FP4BW**

Furniture Reducing Adapters (Herman Miller®)

May be used with the FP2 or FP4 Series furniture plates only for Herman Miller applications; opening size: 2.982" x 1.882"



Color	Catalog No.
Black	**HMRBBK**
Gray	**HMRBGY**

FP2 and FP4 Opening Size

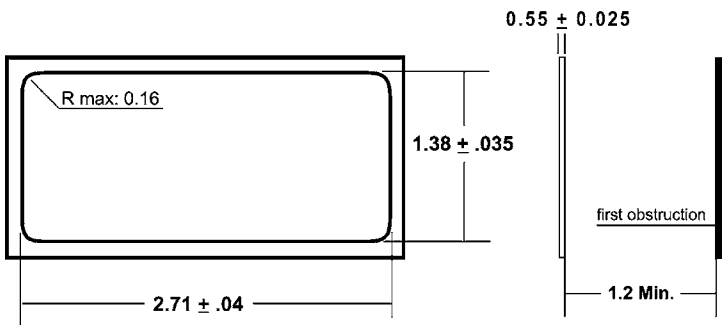



Steelcase is a registered trademark of Steelcase, Inc. Haworth is a registered trademark of Haworth, Inc. HON is a registered trademark of the HON Company. Knoll is a registered trademark of Knoll, Inc. Herman Miller is a registered trademark of Herman Miller, Inc.



Specifications

- IFP18OW is the only duplex wallplate with label fields in the industry that is UL Listed for power and low-voltage
- Integrates with all Hubbell keystone connections (AV, data and fiber)

Duplex Wallplates, Nylon

Standard					Midsize	
Color	1-Gang	2-Gang	3-Gang	4-Gang	1-Gang	2-Gang
Black	**NP8BK**	**NP82BK**	**NP83BK**	**NP84BK**	**NPJ8BK**	**NPJ82BK**
Gray	**NP8GY**	**NP82GY**	**NP83GY**	**NP84GY**	**NPJ8GY**	**NPJ82GY**
Ivory	**NP8I**	**NP82I**	**NP83I**	**NP84I**	**NPJ8I**	**NPJ82I**
Light Almond	**NP8LA**	**NP82LA**	**NP83LA**	**NP84LA**	**NPJ8LA**	**NPJ82LA**
White	**NP8W**	**NP82W**	**NP83W**	**NP84W**	**NPJ8W**	**NPJ82W**

Duplex Wallplates, Stainless Steel

Finish	1-Gang	2-Gang
Brass	**SB8**	**SB82**
Stainless Steel	**SS8**	**SS82**

Duplex Wallplate with Label Fields

Color	1-Gang
Office White	**IFP18OW**

Duplex 106 Outlet Wallplates

Color	2-Port	4-Port
Black	**BR106B**	**Q106B**
Gray	**BR106G**	**Q106G**
Ivory	**BR106E**	**Q106E**
Office White	**BR106C**	**Q106O**
White	**BR106W**	**Q106W**



Specifications

- Suitable for multimedia applications
- Compatible with HJ, XJ and SF style AV and fiber connectors

UK-Style Wallplates and Modules

Description	Qty.	Catalog No.
Flat wallplate, 1-gang, 50 x 50mm	80-pack	**HBP50**
Flat wallplate, 2-gang, 100 x 50mm	50-pack	**HBP100**
Shuttered, unloaded, 50 x 25mm	125-pack	**HBM1**
Angled, shuttered, unloaded, 50 x 25mm	100-pack	**HBM1A**
Blanking plate, 50 x 25mm	50-pack	**HBM1B**



UK LJ6C-Style Wallplates and Modules

Description	Qty.	Catalog No.
Shuttered, unloaded, 37 x 22.5mm (LJ6C)	100-pack	**HLJ6C**
Angled, shuttered, unloaded, 37 x 22.5mm (LJ6C)	100-pack	**HLJ6CA**
Flat wallplate, 1-gang, 2-port (LJ6C)	80-pack	**HLJ6CP2**
Flat wallplate, 2-gang, 4-port (LJ6C)	40-pack	**HLJ6CP4**



French-Style Wallplates and Modules

Description	Qty.	Catalog No.
Single module, unloaded, 45 x 45mm	100-pack	**HFM1**
Dual module, unloaded, 45 x 45mm	100-pack	**HFM2**
Angled, dual module, unloaded, 45 x 45mm	100-pack	**HFM2A2**
Flat wallplate, 1-gang, 45 x 45mm	80-pack	**HFP45**
Flat wallplate, 1-gang, 90 x 45mm	25-pack	**HFP90**



Asian-Style Wallplates

Single Gang

	1-Port, Unloaded	2-Port, Unloaded	4-Port
Flat wallplate, 86 x 86mm	**BPS11**	**BPS12**	**–**
Bevelled, 86 x 86mm	**BPS11A**	**BPS12A**	**–**
Flat wallplate, 86 x 86mm	**BPC11**	**BPC12**	**BPC14**
Angled, 86 x 86mm	**BPC11A**	**BPC12A**	**–**



Australian Clipsal® Schneider Electric Style Module

Description	Qty.	Catalog No.
Keystone module	100-pack	**CKM100**

Clipsal® is a registered trademark of Clipsal Australia Pty Ltd.



HI-Impact

Hubbell's HI-Impact systems are more than just connections. They are complete end-to-end communications solutions designed to solve problems in the most punishing environments.











Index

Copper Connectors U3
Patch Cords U4
Wallplates, Boxes and Covers U5
Surface Mount and DIN Rail Boxes U6
Weatherproof Covers U7
Industrial Equipment Cabinets U8



Specifications

- Vibration: frequency range: 10-500Hz
- Acceleration: 5g (operational)
- Mating cycles: 750 minimum
- HI-Impact housing: Thermoplastic, UL 94V-0

Standards

- TIA-568.2-D Category 6 Component
- IEEE 802.3bt 4PPoE
- Ingress protection: IP67 (dust/water)

Performance

All connectors are ETL verified to Category 6 performance



Durability

Rugged construction for the most punishing environments



Interface

User-friendly quick connect positive indication when fully engaged

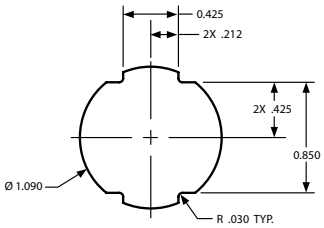

Installation

Standard ¾" conduit knockout simplifies installation



①



②

HI-Impact Copper Panel Mount Connectors

Includes (1) housing, (1) jack, (1) flat bulkhead gasket, and (1) retaining nut

Description		Catalog No.
HI-Impact Category 6 connector (UTP)	①	**HI6**
HI-Impact in-line coupler, Category 6		**HI6C**
Protective cap	②	**HIC**



Specifications

- HI-Impact housing temperature range: -25°C to 70°C
- HI-Impact housing: thermoplastic, UL 94V-0

Standards

- TIA-568.2-D Category 6 Component
- IEEE 802.3bt 4PPoE
- Ingress protection: IP67 (dust/water)

Adaptability

Coupler housing is a perfect solution for temporary and flexible work areas where single port drops are needed



Durability

HI-Impact shell provides the ultimate protection harsh environments demand



Performance

Dual jacketed



Flexibility

Available in a variety of lengths and styles to accommodate the range of applications and combinations requested

HI-Impact Patch Cord Assembly Chart

AE 

EE 

AA 

HI-Impact Patch Cords

Description	3 feet	5 feet	7 feet	10 feet	15 feet	20 feet
HI-Impact Cat 6 RJ45 to standard RJ45	**HI603AE**	**HI605AE**	**HI607AE**	**HI610AE**	**HI615AE**	**HI620AE**
HI-Impact Cat 6 RJ45 on both ends	**HI603EE**	**HI605EE**	**HI607EE**	**HI610EE**	**HI615EE**	**HI620EE**
Standard Cat 6 RJ45 on both ends	**HI603AA**	**HI605AA**	**HI607AA**	**HI610AA**	**HI615AA**	**HI620AA**
	25 feet	30 feet	35 feet	40 feet	45 feet	50 feet
HI-Impact Cat 6 RJ45 to standard RJ45	**HI625AE**	**HI630AE**	**HI635AE**	**HI640AE**	**HI645AE**	**HI650AE**
HI-Impact Cat 6 RJ45 on both ends	**HI625EE**	**HI630EE**	**HI635EE**	**HI640EE**	**HI645EE**	**HI650EE**
Standard Cat 6 RJ45 on both ends	**HI625AA**	**HI630AA**	**HI635AA**	**HI640AA**	**HI645AA**	**HI650AA**

Description		Catalog No.
HI-Impact Cat 6 plug connector, UTP	①	**HI6P**
HI-Impact Cat 6 bulk patch cable, 100ft	②	**HIPC6100**
HI-Impact coupler housing; connectors not included	③	**HICH**
HI-Impact patch cord cap		**HICPC**



①



②



③ + connector and cable *(sold separately)*


①


②

Stainless Steel Wallplate Specifications

- Thickness: .04" (.9) nominal
- Material: smooth metal 302/304; super stainless steel 17-19%; chrome, 8% nickel
- Gasket material: UL closed-cell foam

Thermoplastic Wallplate Specifications

- Flammability: UL 94-V0, 94-5VA classification
- Material: thermoplastic
- Gasket material: UL closed-cell foam


③


④


⑤


⑥


⑦

Stainless Steel Wallplates

Port Size	Gangs		Catalog No.
1	1	①	**HISF11**
2	1		**HISF12**
	2		**HISF22**
4	2		**HISF24**

Thermoplastic 4-Point FS/FD Wallplates

Port Size	Gangs	Color	IP Rating		Catalog No.
1	1	Gray	55		**HI14GY**
		Yellow	55	②	**HI114PY**
2	1	Gray	55		**HI24GY**
		Yellow	55		**HI124PY**

Weatherproof Device Box

Knock-out	Protection Level	Color		Catalog No.
½"	NEMA Type 3R	Gray	③	**HIWP05GY**
¾"	NEMA Type 3R	Gray		**HIWP75GY**

HI-Impact POLYTUFF® Non-Metallic Conduit

Size	Length	Color		Catalog No.
½"	100′	Gray	④	**G1050**
¾"	100′	Gray		**G1075**

Cast Aluminum Device Box with Lugs

Hub	Color		Catalog No.
½"	Gray		**HIFD1L**
¾"	Gray	⑤	**HIFD2L**

LIQUIDTIGHT® Non-Metallic Fittings

Description	Size	Color		Catalog No.
Straight male	½"	Gray	⑥	**P050NGYA**
	¾"	Gray		**P075NGYA**
SWIVELLOK® male	½"	Gray	⑦	**PS0509NGY**
	¾"	Gray		**PS0759NGY**



HI-Impact Surface Mount Box

- Provides an easy way to mount and protect connectivity in punishing environments, supporting all HI-Impact media types
- For applications requiring stainless steel, NEMA Type 4/12 or NEMA Type 4X in different port configurations
- Select a surface box that fits your environmental needs


①


②


③


④


⑤

HI-Impact Surface Mount Boxes

NEMA Type Rating	Ports		Catalog No.
Thermoplastic, Gray			
4X	1	①	**HI14XGY**
	2	②	**HI24XGY**
	4		**HI44XGY**
	6	③	**HI64XGY**
Steel, powder coated, Gray			
4/12/13	1		**HI1CB2G**
	2	④	**HI2CB2G**
Stainless steel, brushed			
4X	1	⑤	**HI1CBSS**
	2		**HI2CBSS**



DIN Rail Utility Box

- Offers a labor-saving method for providing utility power and/or communications to any control cabinet
- Installation is as easy as snapping the box vertically onto a 35mm DIN Rail and connecting the line, neutral and ground wires to the terminal block for power, or punching down Hubbell jacks for communications

DIN Rail Utility Box

Description	Catalog No.
Communications DIN rail utility box kit (unloaded)	**HIDRUBCKIT**

Note: See page B11–B12 for decorator and duplex wallplatess



Specifications

- High-impact polycarbonate construction provides maximum durability
- Patented keyhole mounting system allows installation in under a minute
- Includes attached gasket and mounting hardware
- Pre-configured for GFCI with patented knockout technology for alternate devices
- Lockable tab for OSHA compliance
- Sealed-in-place gasket
- Each box contains three or six adapters to make a variety of configurations (16 or 55)

Standards

- UL Listed
- NEMA Type 3R Rated
- 2017 NEC® Compliant (Article 406.9)

EXTRA DUTY® Non-Metallic While-In-Use Covers

Description		Dimensions Inches (mm)	Catalog No.	
Standard 1-gang box with clear tinted cover, for horizontal or vertical mounting; 16-in-1 configurations	1.16 Product Variations	5.90" x 4.18" x 2.75" (149.8 x 106.1 x 69.9)	**RW58300**	
Extra deep 1-gang box with clear tinted cover, for horizontal or vertical mounting; 16-in-1 configurations	1.16 Product Variations	5.92" x 4.20" x 4.75" (150.4 x 106.7 x 120.7)	**RW58350**	
Standard 2-gang box, clear tinted cover, for horizontal or vertical mounting; 55-in-1 configurations	1.55 Product Variations	5.54" x 5.43" x 2.75" (140.7 x 138.0 x 69.9)	**RW58750**	

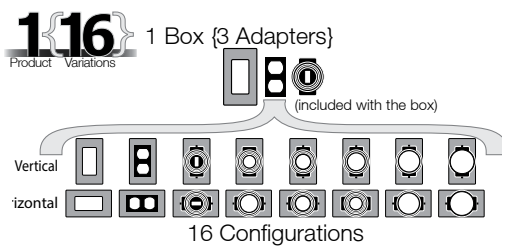

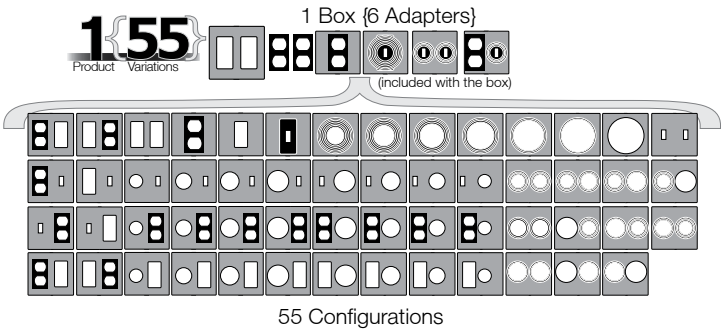

NEC® is a registered trademark of the National Electrical Code. NEMA® is a registered trademark of the National Electrical Manufacturers Association.





Specifications

- Industrial strength brackets allow equipment to slide out for easy access
- Perforated rear panel
- Doors have locking three-point latches to secure and seal
- Mounting bracket is affixed to wall first to ease installation process

Standards

- UL 1863 Listed, EIA-310-E Compliant
- NEMA/EEMAC Types 4/12 and 4X
- Tamper-Resistant per GR-CORE-63

3-Door Rear Access Industrial RE-BOX®

Pre-configured version; 250lb load capacity; rear perforated panel; includes (3) doors for rear equipment access, slide-out mounting horizontal rails, cabinet mount bracket, #12-24 threaded brackets

Rack Units	Height Inches (mm)	Width Inches (mm)	Depth Inches (mm)	NEMA	Material	Catalog No.
19	35.5" (902)	23.9" (607)	30.9" (785)	4/12/13	Steel	**IR323PG**
				4X	Stainless Steel	**IR323PS**
26	47.8" (1214)	23.9" (607)	30.9" (785)	4/12/13	Steel	**IR423PG**
				4X	Stainless Steel	**IR423PS**

Note: See full line of Industrial Equipment Cabinets on pages N7–N10

Hubbell's HI-Impact NEMA Type 4X and 4/12 consolidation point cabinets are designed for harsh environments where oil, dirt, dust and moisture are present. The HI-Impact consolidation point cabinet is a perfect solution to house and secure small switches, wireless access points and cross connect products in harsh environments such as factory floors, convention centers, correctional facilities, and commercial kitchens.

Consolidation Point Enclosures

House and secure small switches, wireless access points and cross connect products in harsh environments; includes enclosure

Rating	Material/Finish	Width Inches (mm)	Depth Inches (mm)	Height Inches (mm)	Catalog No.
NEMA Rated 4X	14 gauge stainless steel with brushed finish, Gray	12" (305)	6" (152)	12" (305)	**HICPSS**
NEMA Rated 4/12	14 gauge cold rolled steel with powder coat, Gray	12" (305)	6" (152)	12" (305)	**HICP412G**



Lock Kit

Use to change lock style to meet specific applications; includes (2) assembly locks and keys

Description	Catalog No.
CH751 keyed lock kit	**CKL751**





netSELECT®

Residential Solutions

Hubbell's netSELECT® products are the perfect solution for quick and easy dependable installs. Each netSELECT product has been designed to accommodate today's changing voice, data and video applications.











Index

In-Wall AV Delivery V3
In-Ceiling AV Delivery V4
Network Enclosures V5
Network Modules V7
AV Modules V8
Accessories V9
Connectivity V10
NSC Patch Cords V11
Wallplates V12
Molded-In Voice/Data/Video Wallplates V13
Molded-In Wallplates V14
Telephone Jacks V16

Color Chart:

Black, Brown, Green, Light Almond/ Office White*, Purple, White
Blue, Gray, Ivory, Orange, Red, Yellow

**Light Almond is the same color as Office White*



Specifications

- 18 gauge cold rolled steel base
- White powder coat finish
- High impact thermoplastic ABS trim ring
- Ideal for new construction or renovation

Standards

- cULus 1863 listed
- UL V0 flame rating on ABS trim ring



①



②



③



④

FPTV Connection Enclosure

Description	Height Inches (mm)	Width Inches (mm)	Depth Inches (mm)	Color		Catalog No.
2-gang in-wall enclosure	7.92″ (201)	8.16″ (207)	3.37″ (86)	White	①	**NSAV62M**
4-gang in-wall enclosure	7.92″ (201)	14.80″ (376)	3.37″ (86)	White		**NSAV124M**
Steel cover for NSAV62M	7.2″ (183)	7.2″ (183)	0.05″ (1)	White	②	**NSAV6C**
Steel cover for NSAV124M	7.2″ (183)	13.80″ (351)	0.05″ (1)	White		**NSAV12C**
Block wall adapter, compatible with NSAV62M						**NSAV6BW**
New work stud brackets						**NSAV6NW**

Power Kits

Description	Color		Catalog No.
Standard power kit; includes wallplate, box and 15A tamper-resistant outlet	White		**NSOKPTR**
Surge protected power kit; includes wallplate, box and surge protected outlet	White	③	**NSOKPS**

Feed-Through Wallplates

Description	Color		Catalog No.
1-gang	Ivory	④	**NSAV1I**
	White		**NSAV1W**
2-gang	Ivory		**NSAV2I**



Specifications

- 18 gauge cold rolled steel base
- White powder coat finish
- High impact thermal plastic ABS latch
- Welded steel mounting brackets



①



②



③

AV Ceiling Enclosures

Description	Rating	Enclosure Dimensions	Color		Catalog No.
AV ceiling enclosure	Non-plenum	24"(610) x 12" (305) x 8" (203)	White		**AVCE1**
AV ceiling enclosure	Plenum	24"(610) x 12" (305) x 8" (203)	White	①	**AVCE1P**

Note: Enclosure includes: (2) 20 amp duplex receptacles and 2-gang back box

HDMI Wallplates

HDMI, decorator frame, female to female

Color	1-Gang, 1-Port		1-Gang, 2-Port
Black	**NS801BK**		**NS802BK**
Gray	**NS801GY**		**NS802GY**
Ivory	**NS801I**		**NS802I**
Light Almond	**NS801LA**		**NS802LA**
White	**NS801W**	②	**NS802W**

HDMI Horizontal Cords

Connector to Connector, 24AWG

Length (ft)		Catalog No.
10'	③	**HDH10BK**
15'		**HDH15BK**
20'		**HDH20BK**
25'		**HDH25BK**
30'		**HDH30BK**

Black and non-plenum only

HDMI Device Patch Cords

24AWG

Length (ft)	Catalog No.
3'	**HDPC03BK**
6'	**HDPC06BK**

Black and non-plenum only

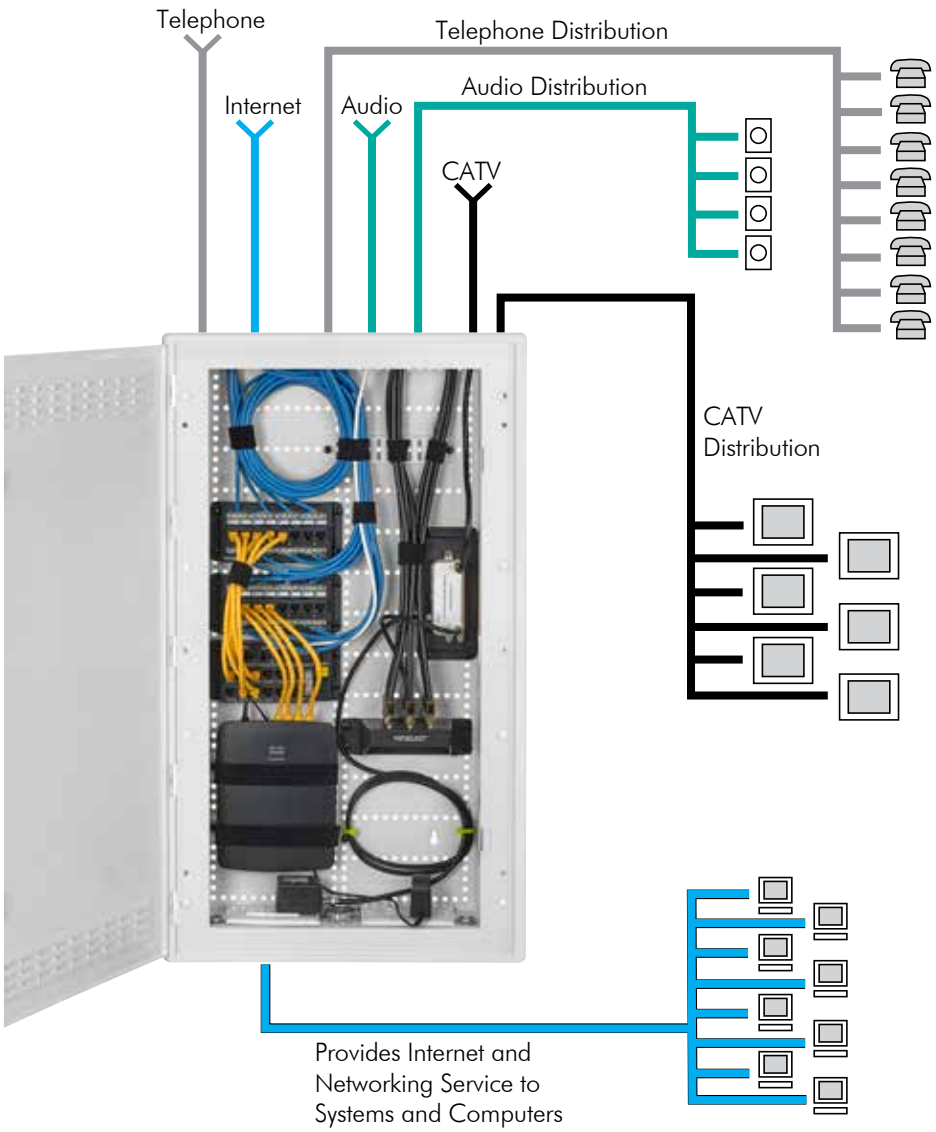



Flexibility
Hinged door can be mounted to swing from either side.



Options
Horizontal and vertical module mounting holes for maximum flexibility.



Installation
Additional nylon push pins provided to assist module mounting.

Specifications

- Material: high-impact thermoplastic to minimize WiFi degradation
- Finish: White, satin finish
- UL and cULus Listed



Box with Hinged Vented Door



Box Only



Hinged Vented Door



Hinged Vented Door Open

14-Inch Network Enclosure

Description	Height Inches (mm)	Width Inches (mm)	Depth Inches (mm)	Module Unit Capacity	Catalog No.
With hinged vented door	16.2" (412)	17.5" (445)	4.35" (111)	5	**NSOBXP14**
14″ height box only	13.5" (343)	17.1" (434)	3.95" (100)	5	**NSOBXP14B**
Hinged vented door	16.2" (412)	17.5" (445)	0.4" (10)	–	**NSOBXP14D**



28-Inch Network Enclosure

Description	Height Inches (mm)	Width Inches (mm)	Depth Inches (mm)	Module Unit Capacity	Catalog No.
With hinged vented door	30" (762)	17.5" (445)	4.35" (111)	11	**NSOBXP28**
28″ height box only	27.7" (704)	17.1" (434)	3.95" (100)	11	**NSOBXP28B**
Hinged vented door	30" (762)	17.5" (445)	0.4" (10)	–	**NSOBXP28D**



42-Inch Network Enclosure

Description	Height Inches (mm)	Width Inches (mm)	Depth Inches (mm)	Module Unit Capacity	Catalog No.
With hinged, vented, 2-piece door	45.1" (1146)	17.5" (445)	4.35" (111)	16	**NSOBXP42**
42″ height box only	42.6" (1082)	17.1" (434)	3.95" (100)	16	**NSOBXP42B**
Hinged vented door (2-piece)	45.1" (1146)	17.5" (445)	0.4" (10)	–	**NSOBXP42D**





Specifications

- Meets FCC Part 68 standard
- Finish: black, powder coat
- Material: 18 gauge steel or high impact plastic
- UL and cULus Listed 1863
- All data and phone modules 568A wired

Combination Modules

6-port telephone panel and 6-port coaxial splitter with optional 6-port Category 5e panel provides voice, video, and data distribution in a space efficient package; perfect for use with NSOBOX10 and NS790xx wallplates to quickly establish a comprehensive home network

Description	Units	Catalog No.	
6-port telephone and video	3	**NSOTVM6**	
6-port telephone, video and Category 5e	3	**NSOTVDM6**	
6-port Category 5e data upgrade kit	3	**NSODK6**	

Primary Telephone Module

Description	Units	Catalog No.	
8-port phone outlets with up to (4) incoming lines for voice, fax or modem applications in a protected PCB module; pre-mounted push pins snap the module quickly into place; RJ31X interface jack included for security system connection; RJ45 jack interfaces with optional NSOETM8 telephone expansion module for additional extensions	1	**NSOPTM8**	

Expansion Telephone Module

Description	Units	Catalog No.	
8-port adds an additional (8) phone outlets with up to (4) incoming lines when used with the primary telephone module; pre-mounted push pins snap the module quickly into place; includes RJ45 jumper cord to connect with NSOPTM8 primary telephone module	1	**NSOETM8**	

Data Modules

Description	Units	Catalog No.	
Category 5e data module, 8-port supports Gigabit Ethernet for up to (8) Category 5e data lines with front 110 punch-down terminations in a protected PCB module; pre-mounted push pins snap the module quickly into place	1	**NSODM8**	
Category 6 data module, 8-port supports enhanced transmission speeds beyond Gigabit Ethernet; future-proof for tomorrow's applications	1	**NSODM8C6**	

Patchable Telecom Module

Description	Units	Catalog No.	
Terminates lines via modular plug to accommodate flexibility, by changing plug locations; reconfigure where phone lines go at the panel level; allows data lines to be converted to voice, with the move of a patch cord; includes nine RJ45 jumper cords	2	**NSOMTM24**	

Multi-Provider Patchable Telcom Module

Description	Units	Catalog No.	
12-port telephone module distributes 4 incoming lines out to 12 locations through RJ-45 jacks; allows data lines to be converted to voice with the move of a patch cord; RJ31X interface jack is included for security system connection	1	**NSOMTM12**	



Specifications

- Finish: black, powder coat
- UL and cULus Listed 1863

4-Way Coaxial Splitter Modules

One incoming line, four outgoing

Description	Units	Catalog No.
1GHz, basic unit	1	**NSOVM4**
2.3GHz, enhanced capability	1	**NSOVM42G**



6-Way Coaxial Splitter Modules

One incoming line, six outgoing

Description	Units	Catalog No.
1GHz, basic unit	1	**NSOVM6**
2.3GHz, enhanced capability	1	**NSOVM62G**



8-Way Coaxial Splitter Modules

One incoming line, eight outgoing

Description	Units	Catalog No.
1GHz, basic unit	1	**NSOVM8**
2.3GHz, enhanced capability	1	**NSOVM82G**



Fixed Video Amplifier Module

120 Volt rated

Description	Units	Catalog No.
Provides 10dB video signal amplification for incoming cable feeds recommended for use when more than four outputs are installed or when signal level is low; provides 10dB forward path gain and supports current digital cable systems and modems with a passive return; pre-mounted push pins snap the module quickly into place; includes RG-59 cable jumper to connect amplifier to passive video splitter	1	**NSOVAMP**



Eight Room Audio Module

Description	Units	Catalog No.
Distributes audio from an amplifier to matching volume controllers; supports up to eight rooms of audio; power handling (200W RMS@20° C); requires impedance matching volume controls (see page V9)	1	**NSOAM8**



Blank Module Bracket

Description	Units	Catalog No.
Allows mounting of active components (i.e. switches, routers) or other devices onto a modular platform; (2) VELCRO® brand fasteners included to mount components onto module; pre-mounted push pins snap the module quickly into place; 2-pack	1	**NSOBM2**



VELCRO® is a registered trademark of Velcro Industries B.V.



Features and Benefits

- netSELECT® accessories enhance system capabilities
- Volume controls expand home audio applications
- Cabinet mounted receptacle kits provide convenient power to the enclosure
- Audio controls available in slide or rotary
- Receptacles available in surge and standard kits



①



②



③



④



⑤

Slide Audio Volume Controller

Description	Color		Catalog No.
Decorator styling; power handling 70W RMS@20° C; impedance matching for up to 8 pairs of speakers; includes both ivory and white slides and wallplates	Ivory/White	①	**NSOSAVC**

Rotary Audio Volume Controller

Description	Color	Catalog No.
Power handling 70W RMS@20° C; impedance matching for up to 8 pairs of speakers; includes both ivory and white knobs and wallplates	Ivory/White	**NSORAVC**

Surge Suppression Power Kit

Description		Catalog No.
Includes surge receptacle 15A 125V; NEMA® type 5-15R, 240 joules/15,000A protection; per mode; electrical steel box and wallplate	②	**NSOKPS***

Panel Bracket Adapter

Description		Catalog No.
For use with adapter panels shown below and FSP series modules on pages G9–G11; snap mounts into structured cabling enclosures	③	**NSOFSB**

Lock Kit

Description	Catalog No.
Chromed steel; includes two keys; eliminates unwanted tampering	**FLOCK1****

F-Connector Adapter Panel

Description		Catalog No.
F-connector adapter panel with six populated coaxial connectors	④	**FSPFP6X**

Standard Power Kit

Description	Catalog No.
Includes duplex receptacle 15A 125V; NEMA® type 5-15R electrical steel box and wallplate	**NSOKPTR***

Keystone Adapter Panel

Description	Catalog No.
Features six blank openings for jacks and snap fits	**FSPHD6X**

Cable Management Clip

Description		Catalog No.
Accepts 14" or smaller cable ties; 5-pck	⑤	**NSOBXCLIP**

**Kits comprised of UL listed components*
***Not UL or cULus Listed*
NEMA is a registered trademark of the National Electrical Manufacturers Association.



Specifications

- TIA 568-C.2 Category 5e/6 component compliant
- cULus Listed



①



②

Jack Panels, Unloaded

Includes cable management bar

Ports	Category	Height Inches (mm)	Width Inches (mm)	Depth Inches (mm)	Type		Catalog No.
24	–	1.72″ (44)	19.00″ (483)	1.24″ (31)	Jack Panel	①	**NSPJ24**
48	–	3.47″ (88)	19.00″ (483)	1.21″ (31)	Jack Panel	②	**NSPJ48**

netSELECT® Category 6, 5e and USOC Jacks







Color	Modular Snap Fit Cat. 6 Single	Modular Snap Fit Cat. 6 24-Pack	Modular Snap Fit Cat. 5e Single	Modular Snap Fit Cat. 5e 24-Pack	Modular Snap Fit USOC
Black	**NSJ6BK**	**NSJ6BK24**	**NSJ5EBK**	**NSJ5EBK24**	**NSJUBK**
Blue	**NSJ6B**	**NSJ6B24**	**NSJ5EB**	**NSJ5EB24**	**NSJUB**
Gray	**NSJ6GY**	**NSJ6GY24**	**NSJ5EGY**	**NSJ5EGY24**	**NSJUGY**
Green	**NSJ6GN**	**NSJ6GN24**	**NSJ5EGN**	**NSJ5EGN24**	**NSJUGN**
Ivory	**NSJ6I**	**NSJ6I24**	**NSJ5EI**	**NSJ5EI24**	**NSJUI**
Light Almond	**NSJ6LA**	**NSJ6LA24**	**NSJ5ELA**	**NSJ5ELA24**	**NSJULA**
Orange	**NSJ6OR**	**NSJ6OR24**	**NSJ5EOR**	**NSJ5EOR24**	**NSJUOR**
Red	**NSJ6R**	**NSJ6R24**	**NSJ5ER**	**NSJ5ER24**	**NSJUR**
White	**NSJ6W**	**NSJ6W24**	**NSJ5EW**	**NSJ5EW24**	**NSJUW**
Yellow	**NSJ6Y**	**NSJ6Y24**	**NSJ5EY**	**NSJ5EY24**	**NSJUY**



Specifications

- Conductor: 24AWG UTP
- Jacket: Flame-Retardant PVC-CM Rated
- Plug Body: Polycarbonate UL 94V-0



Category 6



Category 5e

NSC Patch Cords, Category 6

Length (ft)	Color			
	Black	Blue	Gray	Green
1′	**NSC6BK01**	**NSC6B01**	**NSC6GY01**	**NSC6GN01**
3′	**NSC6BK03**	**NSC6B03**	**NSC6GY03**	**NSC6GN03**
5′	**NSC6BK05**	**NSC6B05**	**NSC6GY05**	**NSC6GN05**
7′	**NSC6BK07**	**NSC6B07**	**NSC6GY07**	**NSC6GN07**
10′	**NSC6BK10**	**NSC6B10**	**NSC6GY10**	**NSC6GN10**
15′	**NSC6BK15**	**NSC6B15**	**NSC6GY15**	**NSC6GN15**

Length (ft)	Color			
	Orange	Purple	Red	White
1′	**NSC6OR01**	**NSC6P01**	**NSC6R01**	**NSC6W01**
3′	**NSC6OR03**	**NSC6P03**	**NSC6R03**	**NSC6W03**
5′	**NSC6OR05**	**NSC6P05**	**NSC6R05**	**NSC6W05**
7′	**NSC6OR07**	**NSC6P07**	**NSC6R07**	**NSC6W07**
10′	**NSC6OR10**	**NSC6P10**	**NSC6R10**	**NSC6W10**
15′	**NSC6OR15**	**NSC6P15**	**NSC6R15**	**NSC6W15**

NSC Patch Cords, Category 5e

Length (ft)	Color			
	Black	Blue	Gray	Green
1′	**NSC5EBK01**	**NSC5EB01**	**NSC5EGY01**	**NSC5EGN01**
3′	**NSC5EBK03**	**NSC5EB03**	**NSC5EGY03**	**NSC5EGN03**
5′	**NSC5EBK05**	**NSC5EB05**	**NSC5EGY05**	**NSC5EGN05**
7′	**NSC5EBK07**	**NSC5EB07**	**NSC5EGY07**	**NSC5EGN07**
10′	**NSC5EBK10**	**NSC5EB10**	**NSC5EGY10**	**NSC5EGN10**
15′	**NSC5EBK15**	**NSC5EB15**	**NSC5EGY15**	**NSC5EGN15**

Length (ft)	Color			
	Orange	Purple	Red	White
1′	**NSC5EOR01**	**NSC5EP01**	**NSC5ER01**	**NSC5EW01**
3′	**NSC5EOR03**	**NSC5EP03**	**NSC5ER03**	**NSC5EW03**
5′	**NSC5EOR05**	**NSC5EP05**	**NSC5ER05**	**NSC5EW05**
7′	**NSC5EOR07**	**NSC5EP07**	**NSC5ER07**	**NSC5EW07**
10′	**NSC5EOR10**	**NSC5EP10**	**NSC5ER10**	**NSC5EW10**
15′	**NSC5EOR15**	**NSC5EP15**	**NSC5ER15**	**NSC5EW15**

Note: Additional lengths available; contact Customer Service for details





Features and Benefits

- Elongated strap for better wall box mounting
- High impact-resistant thermoplastic frame
- UL Listed 1863 - Communication Circuit Accessory and CSA Certified

Decorator Wallplates



Color	1-Port	2-Port	3-Port	4-Port	6-Port	Adapter Blank
Black	**NS611BK**	**NS612BK**	**NS613BK**	**NS614BK**	**NS616BK**	**NS620BK**
Gray	**NS611GY**	**NS612GY**	**NS613GY**	**NS614GY**	**NS616GY**	**NS620GY**
Ivory	**NS611I**	**NS612I**	**NS613I**	**NS614I**	**NS616I**	**NS620I**
Light Almond	**NS611LA**	**NS612LA**	**NS613LA**	**NS614LA**	**NS616LA**	**NS620LA**
White	**NS611W**	**NS612W**	**NS613W**	**NS614W**	**NS616W**	**NS620W**

Note: Use NS621 with rotary dimmers or to pull through AV or telephone cable; use NS620 to fill an extra decorator opening or create customized openings

Multimedia Wallplates, 1-Gang



Color	1-Port	2-Port	3-Port	4-Port	6-Port
Black	**NSP11BK**	**NSP12BK**	**NSP13BK**	**NSP14BK**	**NSP16BK**
Gray	**NSP11GY**	**NSP12GY**	**NSP13GY**	**NSP14GY**	**NSP16GY**
Ivory	**NSP11I**	**NSP12I**	**NSP13I**	**NSP14I**	**NSP16I**
Light Almond	**NSP11LA**	**NSP12LA**	**NSP13LA**	**NSP14LA**	**NSP16LA**
White	**NSP11W**	**NSP12W**	**NSP13W**	**NSP14W**	**NSP16W**

Blank Connector

Smooth, 10-pack

Color	Catalog No.
Black	**SFSBBK10**
Gray	**SFSBGY10**
Ivory	**SFSBEI10**
Light Almond	**SFSBLA10**
White	**SFSBW10**



F-Connector Plug

	Catalog No.
Compression termination; RG6 cable; 25-pack	**FRG625**



See page V2 for color chart



Features and Benefits

- High impact-resistant thermoplastic frame
- Meets FCC part 68
- UL Listed 1863 – Communication Circuit Accessory and CSA Certified

Molded-In Voice and Data Decorator Wallplates






				2 Jack Voice Data Frame	
Jack	One RJ11 Jack	One RJ11 Jack	Duplex RJ11 Jack	RJ11 Jack	Category 5e
Position	6-Position	6-Position	6-Position	6-Position	8-Position
Conductors	4-Conductor	6-Conductor	6-Conductor	4-Conductor	8-Conductor
Terminations	Screw	Screw	Screw	Screw	110 IDC
Black	**NS770BK**	**–**	**–**	**NS784BK**	
Brown	**NS770**	**NS771**	**–**	**NS784**	
Gray	**NS770GY**	**–**	**–**	**NS784GY**	
Ivory	**NS770I**	**NS771I**	**NS772I**	**NS784I**	
Light Almond	**NS770LA**	**NS771LA**	**NS772LA**	**NS784LA**	
White	**NS770W**	**NS771W**	**NS772W**	**NS784W**	

Molded-In Video and Voice Decorator Wallplates






Jack			One RJ11 Jack, 6-Position, 4-Conductor	One Cat 5e 110 Punch-Down
F-Connector	Single F-Type Coupler Bulkhead	Duplex F-Type Coupler Bulkhead	One F-Type Coupler Bulkhead	One F-Type Coupler Bulkhead
Type	Female to Female	Female to Female	Female to Female	Female to Female
Terminations	Screw	Screw	Screw	Screw
Black	**–**	**–**	**–**	**NS785BK**
Brown	**–**	**–**	**–**	**NS785**
Gray	**–**	**–**	**–**	**NS785GY**
Light Almond	**NS780LA**	**–**	**NS783LA**	**NS785LA**
White	**NS780W**	**NS782W**	**NS783W**	**NS785W**

Note: Standard wallplates available; see page B9. See page V2 for color chart.



Features and Benefits

- High impact-resistant thermoplastic plate
- Convenient screw down terminals
- Meets FCC part 68
- UL Listed 1863 – Communication Circuit Accessory and CSA Certified

Molded-In Wallplates for Voice, 1-Gang

Standard







Jack	One RJ11 Jack	One RJ11 Jack	Duplex RJ11 Jack
Position	6-Position	6-Position	6-Position
Conductors	4-Conductor	6-Conductor	6-Conductor
Terminations	Screw	Screw	Screw
Brown	**NS730**	**NS732**	**–**
Ivory	**NS730I**	**NS732I**	**NS744I**
Light Almond	**NS730LA**	**NS732LA**	**–**
White	**NS730W**	**NS732W**	**NS744W**

Mid-Size





Jacks	One RJ11 Jack	Duplex RJ11 Jack
Position	6-Position	6-Position
Conductors	4-Conductor	4-Conductor
Terminations	Screw	Screw
Brown	**–**	**–**
Ivory	**NS735I**	**NS745I**
Light Almond	**NS735LA**	**–**
White	**NS735W**	**NS745W**

See page V2 for color chart

Molded-In Wallplates for Voice and CATV/Satellite, 1-Gang

Standard

					
Jack	One RJ11 Jack	One RJ11 Jack	–	–	One Cat 5e 110 Punch-Down, One RJ11 Jack
F-Connector	One F-Type Coupler Bulkhead	One F-Type Coupler Bulkhead	One F-Type Coupler Bulkhead	Duplex F-Type Coupler Bulkhead	One F-Type Coupler Bulkhead
Position	6-Position	6-Position	–	–	6-Position
Conductors	6-Conductor	4-Conductor	–	–	4-Conductor
Type	Female to Female	Female to Female	Female to Female	Female to Female	Female to Female
Black	**–**	**–**	**–**	**–**	**NS790BK**
Brown	**–**	**–**	**–**	**–**	**NS790**
Gray	**–**	**–**	**–**	**–**	**NS790GY**
Ivory	**NS748I**	**NS747I**	**NS750I**	**NS752I**	**NS790I**
Light Almond	**NS748LA**	**NS747LA**	**NS750LA**	**–**	**NS790LA**
White	**NS748W**	**NS747W**	**NS750W**	**NS752W**	**NS790W**

Mid-Size

		
Jack	One RJ11 Jack	
F-Connector	One F-Type Coupler Bulkhead	One F-Type Coupler Bulkhead
Position	6-Position	–
Conductors	6-Conductor	–
Type	Female to Female	Female to Female
Ivory	**NS755I**	**NS751I**
Light Almond	**NS755LA**	**NS751LA**
White	**NS755W**	**NS751W**

See page V2 for color chart



Features and Benefits

- Available in high impact-resistant thermoplastic or stainless steel
- Meets FCC part 68
- UL Listed 1863 – Communication Circuit Accessory and CSA Certified

Telephone Wall Jacks

Thermoplastic





Jack	Wall Phone Jack	Wall Phone Jack
Position	6-Position	6-Position
Conductors	4-Conductor	6-Conductor
Terminations	Screw	Screw
Ivory	**NS722I**	**NS725I**
Light Almond	**–**	**–**
White	**NS722W**	**–**

Stainless Steel





Wall Phone Jack Quick Connect	Wall Phone Jack
6-Position	6-Position
4-Conductor	4-Conductor
Punch-Down (Tool Included)	Screw
NS723SS	**NS726SS**



Features and Benefits

- High impact-resistant thermoplastic
- Mounts using screws or double sided tape (both included)
- Meets FCC part 68
- UL Listed 1863 – Communication Circuit Accessory and CSA Certified

Telephone Surface Mount Boxes







Description	Telephone Surface Mount Jack	Multimedia 1-Port Surface Mount Box, Jack Not Included*	Multimedia 2-Port Surface Mount Box, Jack Not Included*
Position	6-Position	–	–
Conductors	4-Conductor	–	–
Terminations	Screw	–	–
Black	**–**	**HSB1BK**	**HSB2BK**
Gray	**–**	**HSB1GY**	**HSB2GY**
Ivory	**NS760I**	**HSB1EI**	**HSB2EI**
Office White	**–**	**HSB1OW**	**HSB2OW**
White	**NS760W**	**HSB1W**	**HSB2W**

**cULus Listed 1863 - Communication Circuit Accessory; use multimedia jacks and AV connectors (see section F)*

See page V2 for color chart



TECHNICAL

This section explains ANSI/TIA standards and practices required for structured cabling installation and testing. Adherence to standards and codes is required to obtain Hubbell's MISSION CRITICAL® Warranty.











Index

Online Technical Resources W3
Structured Cabling Standards Evolution W4
ANSI/TIA-568.2: Balanced Twisted Pair (Field Testing) W5
Installation Practices W6
Standard UTP Wiring Conventions W7
Fiber Standards and Technical Guidelines W10
Application Guides: PoE Solutions W11
Application Guides: Cabling Channel Solutions W13



Online Videos

- Product
- Applications
- Instructional
- Continuing Education



Detailed Specifications

- BIM Models
- Customer Drawings
- Online Specifications



Literature Library

- Datasheets
- Brochures
- White Papers
- Application Guides



UL/ETL Certified Laboratory

- Component Testing
- Link/Channel Testing
- Active Network Testing
- Mechanical Testing
- IEEE
- TIA
- ISO



MISSION CRITICAL® Certification Training

- Shielded and Unshielded Cabling
- Fiber Optic
- AV
- Standards

Alliances

- Cisco® Developer Solutions
- HDBaseT™
- Extreme Networks®

Cisco is a registered trademark of Cisco Systems, Inc. HDBaseT is a trademark of Valens Semiconductor Ltd. Extreme Networks is a registered trademark of Extreme Networks.

Industry standards are published design and performance requirements that are approved by industry ballot among cable and component manufacturers, specifiers and users. The objective of cabling standards is to promote global interoperability and minimum levels of performance.

As an active contributor to and leader in cabling standards organizations such as TIA and IEEE, Hubbell manufactures products that exceed all applicable standards. Compliance to industry standards is a long-term commitment by Hubbell Premise Wiring.



Global industry standards offer the following advantages:

- Interoperability of connecting hardware components
- Backward compatibility
- Open systems architecture
- Ease of migration to new performance levels
- Multi-vendor choice to the end-user

Compliance to standards also applies to MISSION CRITICAL® objectives. MISSION CRITICAL is defined as the delivery of long-term, uninterrupted service at stated performance levels.

This is the philosophy of the Hubbell 25-year MISSION CRITICAL warranty. For more information about Hubbell MISSION CRITICAL training and installer certification, visit *hubbell.com/hubbellpremisewiring/en*.



Permanent Link Field Testing

The permanent link test configuration includes a 90m length of horizontal cable and one connector attached to each end (see diagram). One optional consolidation point connection is also permitted. The permanent link runs from the cross-connect panel in the TR to the work station outlet. The permanent link overall length must not exceed 295ft (90m).



Channel Field Testing

The channel test configuration includes a length of horizontal cable up to 90 meters, a work area cord, and two patch cord cross connections (see diagram). One optional consolidation point connection is also permitted in the channel. The channel overall length must not exceed 328ft (100m).

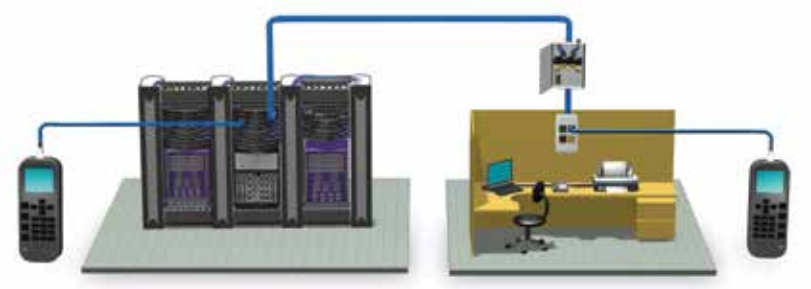

Hubbell Approved Field Testers for UTP and Optical Fiber Cabling

The Hubbell MISSION CRITICAL® warranty program recognizes the field testers and associated test adapters below. These testers function in a bidirectional mode with automatic data acquisition and storage.

	Field Tester Model	Approved Categories	Permanent Link Adapter	Channel Adapter	110 Block T568A Wiring	110 Block T568B Wiring	Cat 6A AXT Test Kit
	Fluke DTX-1800 and Fluke DTX-1200 Series	Cat 5e, 6	DTX-PLA001 w/DSP-PM06	DTX-CHA001	DTX-PLA001 w/ DSP-PM13A	DTX-PLA001 w/ DSP-PM13B	PLA002
		Cat 6A	DTX-PLA0025	DTXCHAOO1AS	N/A	N/A	DTX-10GKIT
	Fluke Networks DSX-5000 Series	Cat 5e, 6	DSX-PLA001	DSX-CHA004S	N/A	N/A	N/A
		Cat 6A	DSX-PLA004S	DSX-CHA004S	N/A	N/A	N/A
	Fluke OMNIScanner™ and Fluke OMNIScanner™ 2	Cat 5e, 6	OMNI-LIA101S w/DSP-PM06	8262-42	OMNI-LIA101S w/ DSP-PM13A	OMNI-LIA101S w/ DSP-PM13B	N/A
		Cat 6A	N/A	N/A	N/A	N/A	N/A
	IDEAL® LanTEK 6 and IDEAL® LanTEK 7	Cat 5e, 6	HPW PCX6 Patch Cord	0012-00-0629	1019-00-1112 (Kit)	1019-00-1112 (Kit)	
	IDEAL® LanTEK 6A-7G	Cat 6A	HPW PS6 Patch Cord	Supplied in unit	N/A	N/A	LanTEK 10GBKIT
	IDEAL® LanTEK® II 350	Cat 5e, 6	0012-00-0629	0012-00-0629	N/A	N/A	N/A
	IDEAL® LanTEK® II 500/1000	Cat 6A	0012-00-0656	0012-00-0656	N/A	N/A	N/A
	LanExpert 80T™	Cat 5e, 6, 6A	N/A	Supplied in unit	N/A	N/A	N/A
	LanExpert 85™	Cat 5e, 6, 6A	N/A	Supplied in unit	N/A	N/A	N/A
	CableMaster 800/850	Cat 5e, 6, 6A	N/A	Supplied in unit	N/A	N/A	N/A
	TestPro CV100	Cat 5e, 6, 6A	CTP-AD-6APL	TP-AD-6ACH	N/A	N/A	N/A

Fluke and OMNIScanner are trademarks of Fluke Corporation.
IDEAL and LanTEK are registered trademarks of IDEAL INDUSTRIES INC.
LanExpert and CableMaster are trademarks of Psiber Data Systems Inc
TestPro is a trademark of AEM.

Recommended Installation Practices for Balanced Twisted Pairs

- Use the proper strip tool for the cable jacket. Do not cut into the conductor pairs.
- For best results, use the zip cord and peel away the cable jacket.
- Position the stripped cable jacket as close as possible to the termination point to minimize exposure of the twisted pairs.
- Maintain the natural twist of all conductor pairs as close as possible to the termination point. For Category 5e, 6 and 6A wiring, the maximum length of untwisted pairs is 0.5". Minimum untwisting optimizes return loss performance.
- Never uncoil UTP cable from a stationary spool. Permanent kinks will result from straightening, and NEXT failures may occur. Unwind the cable by rotating the spool with steady speed and tension. Also avoid scraping and kinking when feeding into conduit or raceway.
- Store cable slack for wall outlets above the ceiling for future re-termination.
- Use proper supports and spacing to minimize sag in horizontal runs. Long runs should use cable trays. Do not overload cable supports and trays.
- Do not exceed 40% cable fill ratio in any pathway.
- Avoid EMI by maximizing the separation distance from high voltage circuits, transformers, motors, etc. For shared pathways, use partitioned raceway with 2" minimum separation from power wiring.
- Do not run UTP cables over heater ducts or hot water ducts. High temperatures may degrade performance and deteriorate the cable jacket.
- Centralize TRs to equalize the horizontal cable runs on each floor. Maximum horizontal distance is 90 meters.
- Never use staples to position and manage cables.
- Use good cable management practices to maintain proper bend radius.
- For Category 6 and 6A cabling, store service loops in a figure-eight pattern to minimize cross-talk and EMI noise pick-up.
- All grounding and bonding shall be according to ANSI/TIA-607-C.



Jack Termination Aid

Category 6A Installation Practices

Refer to Hubbell 10GbE cabling guidelines online.

Note: Larger cable diameters will have an impact on design, pathway fill capacity and cable deployment.



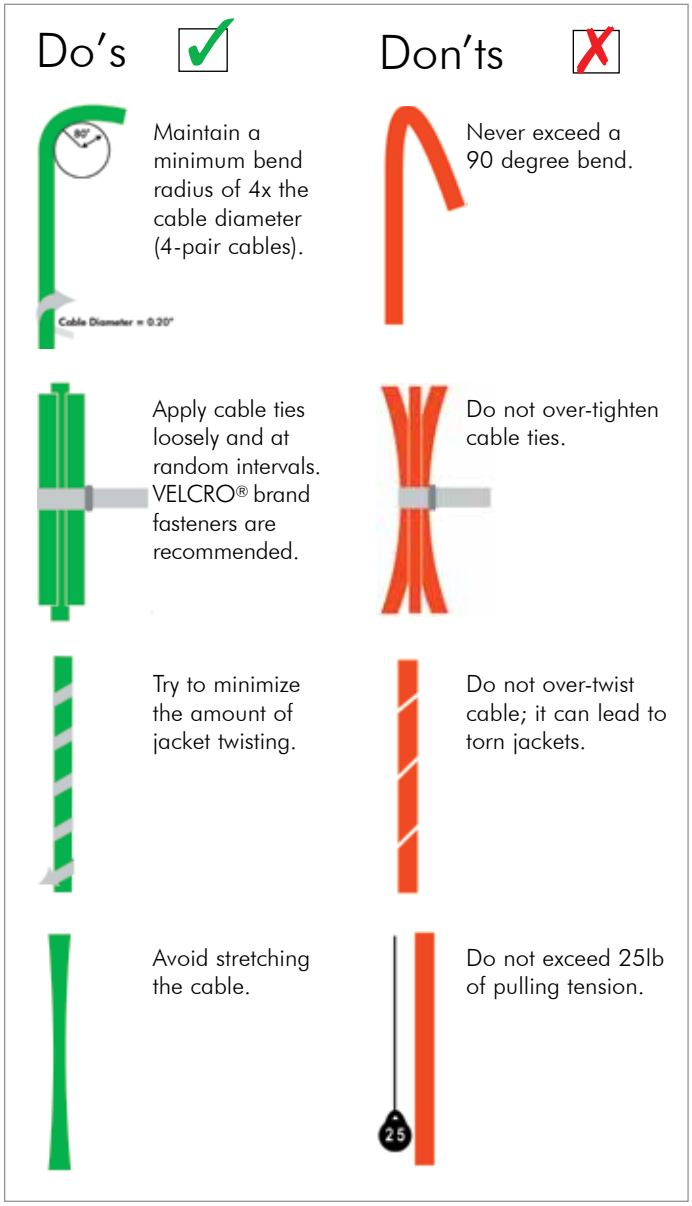

VELCRO is a registered trademark of Velcro Industries B.V.

Standard UTP Wiring Conventions

Horizontal UTP Cable and Patch Cords

- Solid copper 4-pair UTP is specified for distribution cabling. Stranded UTP is specified for patch cords for flexibility. Shielded cable is not commonly used in the U.S. Splices bridge taps are not permitted.
- Cable, connectors and patch cords shall be marked with the performance category. Always match performance categories of cables and components throughout the infrastructure.
- All cable, cords and connecting hardware shall meet performance requirements of ANSI/TIA-568.2-D. Hubbell assures this compliance with all products and cable partners.

COLOR CODING:



white-blue/blue
white-orange/orange
white-green/green
white-brown/brown



Backbone UTP Cable

- Solid copper 4-pair and 25-pair UTP is specified. An overall shield is optional.
- Performance category markings and compliance to ANSI/TIA-568.1 and 568.2 is required.
- Circuits with incompatible signals should be partitioned in separate binder groups. Prior to making shared sheath circuit assignments, consult the equipment manufacturer for signal characteristics (i.e., frequency, amplitude, voltage, etc.).
- Tip conductor insulation colors are matched to the binder group. Ring conductor insulation colors correspond the pair.

Recognized Connector and Wiring Configurations

- 8-position modular jack/plug
- 8-position modular panel/plug
- T568A wiring or T568B wiring options
- Category 5e, 6 or 6A recommended





RJ-45 ANSI/TIA-568 Wiring Conventions

Two wiring standards were adopted. Both configurations are based on maximum transmission performance.



T568A
1: Green/White
2: Green
3: Orange/White
4: Blue
5: Blue/White
6: Orange
7: Brown/White
8: Brown

- Preferred method
- Directly compatible with 2-pair voice and token ring systems utilizing 6-position connectors



T568B
1: Orange/White
2: Orange
3: Green/White
4: Blue
5: Blue/White
6: Green
7: Brown/White
8: Brown

- Optional method
- AT&T® standard
- Directly compatible with AT&T phone systems

Wiring Conventions

Local area network (LAN) standards designed to operate over UTP specify pin/pair assignments on modular connectors for various signal transmission protocols. While T568A and T568B conventions support all these designations, there are some cases where the user chooses to cable only the number of pairs required to support these applications.



10/100BASE-T

- 10 Mbps Ethernet over UTP
- Uses only two pairs
- 100 Mbps Ethernet



Token Ring

- 4/16 Mbps token ring over copper
- Uses only two pairs

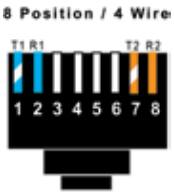

TP-PMD

- 100 Mbps FDDI over copper
- Uses only two pairs



1000BASE-T (T568A)

- 1000 Mbps Ethernet over UTP
- Uses all four pairs

USOC Conventions

Universal Service Ordering Codes (USOC) are a series of Registered Jack (RJ) wiring configurations for connection of customer premises equipment to the network. FCC regulations govern these configurations.



USOC RJ25



USOC RJ11

Color Coding

TIP		RING	
Pair 1	T1 – White/Blue	Pair 1	R1 – Blue
Pair 2	T2 – White/Orange	Pair 2	R2 – Orange
Pair 3	T3 – White/Green	Pair 3	R3 – Green
Pair 4	T4 – White/Brown	Pair 4	R4 – Brown

AT&T is a registered trademark of AT&T Inc.

Block Wiring

Standard color codes for 25-pair UTP cable

Wire/Color Code	Tip and Ring	Pair Number	50 Pin Positions	66 or 110 Block Positions
white/blue blue/white	Tip 1 Ring 1	Pair 1	26 1	1 2
white/orange orange/white	Tip 2 Ring 2	Pair 2	27 2	3 4
white/green green/white	Tip 3 Ring 3	Pair 3	28 3	5 6
white/brown brown/white	Tip 4 Ring 4	Pair 4	29 4	7 8
white/slate slate/white	Tip 5 Ring 5	Pair 5	30 5	9 10
red/blue blue/red	Tip 6 Ring 6	Pair 6	31 6	11 12
red/orange orange/red	Tip 7 Ring 7	Pair 7	32 7	13 14
red/green green/red	Tip 8 Ring 8	Pair 8	33 8	15 16
red/brown brown/red	Tip 9 Ring 9	Pair 9	34 9	17 18
red/slate slate/red	Tip 10 Ring 10	Pair 10	35 10	19 20
black/blue blue/black	Tip 11 Ring 11	Pair 11	36 11	21 22
black/orange orange/black	Tip 12 Ring 12	Pair 12	37 12	23 24
black/green green/black	Tip 13 Ring 13	Pair 13	38 13	25 26
black/brown brown/black	Tip 14 Ring 14	Pair 14	39 14	27 28
black/slate slate/black	Tip 15 Ring 15	Pair 15	40 15	29 30
yellow/blue blue/yellow	Tip 16 Ring 16	Pair 16	41 16	31 32
yellow/orange orange/yellow	Tip 17 Ring 17	Pair 17	42 17	33 34
yellow/green green/yellow	Tip 18 Ring 18	Pair 18	43 18	35 36
yellow/brown brown/yellow	Tip 19 Ring 19	Pair 19	44 19	37 38
yellow/slate slate/yellow	Tip 20 Ring 20	Pair 20	45 20	39 40
violet/blue blue/violet	Tip 21 Ring 21	Pair 21	46 21	41 42
violet/orange orange/violet	Tip 22 Ring 22	Pair 22	47 22	43 44
violet/green green/violet	Tip 23 Ring 23	Pair 23	48 23	45 46
violet/brown brown/violet	Tip 24 Ring 24	Pair 24	49 24	47 48
violet/slate slate/violet	Tip 25 Ring 25	Pair 25	50 25	49 50

Paired Fiber Channel Evolution: 10G, 25G to 50G

IEEE 802.3cd: 50GBASE-SR
- Ratified December, 2018
- Up to 50Gb/s through a multimode pair

Channel Polarity Rules for LC Duplex or MPO 12-fiber
- (1) overall pair crossing, end to end
- Always an odd number of total pair crossings

Distance and loss specifications: see table



Paired LC Duplex



MPO 12-Fiber

MPO 40G, 100G, and 200G Lane Assignments

- Transmit over 4 outer left fibers
- Receive over 4 outer right fibers
- (4) unused middle fibers (after migration from 10G)

Paired Fiber Channel Evolution: 10G, 25G to 50G

IEEE 802.3cd: 100G/200GBASE-SR4
- Ratified December, 2018
- 200GBASE-SR4: now 4 x 50G pairs
- 100GBASE-SR4: now 4 x 25G pairs
- Supersedes 100GBASE-SR10 (was 10 x 10G pairs)
- Direct migration from10G to 200G MPO channel
- All equipment ports are MPO male

Channel Polarity and Gender Rules
- All MPO inter-connections must be male to female
- Channel polarity rule: (1) overall key-wise reversal
- Limit (2) MPO interconnections per channel
- **TIP**: Use a consistent channel polarity strategy

Distance and loss specifications: see table

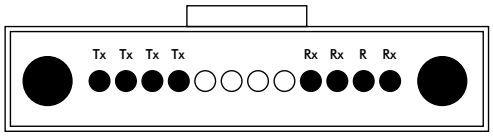

MPO Connector: End View
40GBASE-SR4, 100GBASE-SR4, 200GBASE-SR4



MPO Interconnections
(Keyed and Pinned Alignment)

MPO Trunk Polarity	MPO Trunk Gender	MPO Patch Cord Gender	MPO Patch Cord 1 Polarity	MPO Patch Cord 2 Polarity
A	F	M to F	A	B
A	M	F	A	B
B	F	M to F	A	A
B	F	M to F	B	B
B	M	F	A	A
B	M	F	B	B

IEEE 802.3 Application	Transceiver Port Connection	Lane Format	Maximum Channel Distance (m)			Maximum Channel Loss (dB)		
			OM3	OM4	OS2	OM3	OM4	OS2
10GBASE-S	LC or SC duplex	1 lane (2-fibers)	300	550	N/A	2.6	2.9	N/A
10GBASE-L	LC or SC duplex	1 lane (2-fibers)	N/A	N/A	10 km	N/A	N/A	6.0
10GBASE-E	LC or SC duplex	1 lane (2-fibers)	N/A	N/A	40 km	N/A	N/A	11.0
25GBASE-SR	LC duplex	1 lane (2-fibers)	70	100	N/A	1.8	1.9	N/A
25GBASE-LR	LC duplex	1 lane (2-fibers)	N/A	N/A	10 km	N/A	N/A	6.3
25GBASE-ER	LC duplex	1 lane (2-fibers)	N/A	N/A	40 km	N/A	N/A	18.0
40GBASE-SR4	MPO Male	4 lanes (8 fibers)	100	150	N/A	1.9	1.5	N/A
40GBASE-LR4	LC or SC duplex	1 lane (2-fibers)	N/A	N/A	30 km	N/A	N/A	6.7
40GBASE-ER4	LC or SC duplex	1 lane (2-fibers)	N/A	N/A	40 km	N/A	N/A	18
50GBASE-SR	LC duplex	1 lane (2-fibers)	70	100	N/A	1.8	1.9	N/A
50GBASE-LR	LC duplex	1 lane (2-fibers)	N/A	N/A	10 km	N/A	N/A	6.3
100GBASE-SR4	MPO Male	4 lanes (8 fibers)	70	100	N/A	1.8	1.9	N/A
100GBASE-LR4	LC or SC duplex	1 lane (2-fibers)	N/A	N/A	10 km	N/A	N/A	6.3
100GBASE-ER4	LC or SC duplex	1 lane (2-fibers)	N/A	N/A	40 km	N/A	N/A	18

Note: S = Short wavelength, L = Long wavelength, E = Extended wavelength
SR4 = Short Range, 4 lanes in parallel (8 fibers), LR4/ER4 = 4 WDM wavelenths over 1 lane (2 fibers)

Intelligent Building via Power over Ethernet Technology

Connect. Illuminate. Control. Empower.

PowerHUBB™ provides a seamless, code compliant, lighting power and control, intelligent building solution utilizing Power over Ethernet technology. The platform utilizes standard Ethernet Cat5e/6 cabling to distribute power and control, as well as provide monitoring capabilities over a PoE network—no line voltage wiring required. PowerHUBB technology is available in a variety of high-performance Hubbell LED luminaires and is supported by a wide range of Hubbell control and datacom devices.

Connect

Install a Hubbell cabling infrastructure system and deploy and configure third party PoE network equipment for optimized performance and reliability.

Illuminate

Install desired PowerHUBB enabled, Hubbell LED luminaires across spaces to address power density requirements while delivering exceptional quality of light.

Control

Install Hubbell low voltage sensors and user interfaces, then assign within PoE lighting network to provide additional energy savings and intuitive occupant control.

Empower

Install PowerHUBB software package(s), commission site to meet energy code, implement advanced energy saving strategies, integrate with building management systems, and enable third party solutions through an open API.



PoE Network Equipment

PowerHUBB is compatible with power sourcing equipment (PSE) such as network switches and midspans from a variety of manufacturers. PSEs provide both low voltage power and allow two-way communication across the network. Please visit the Hubbell Control Solutions website at hubbellcontrolsolutions.com to view our approved listing of PSEs.

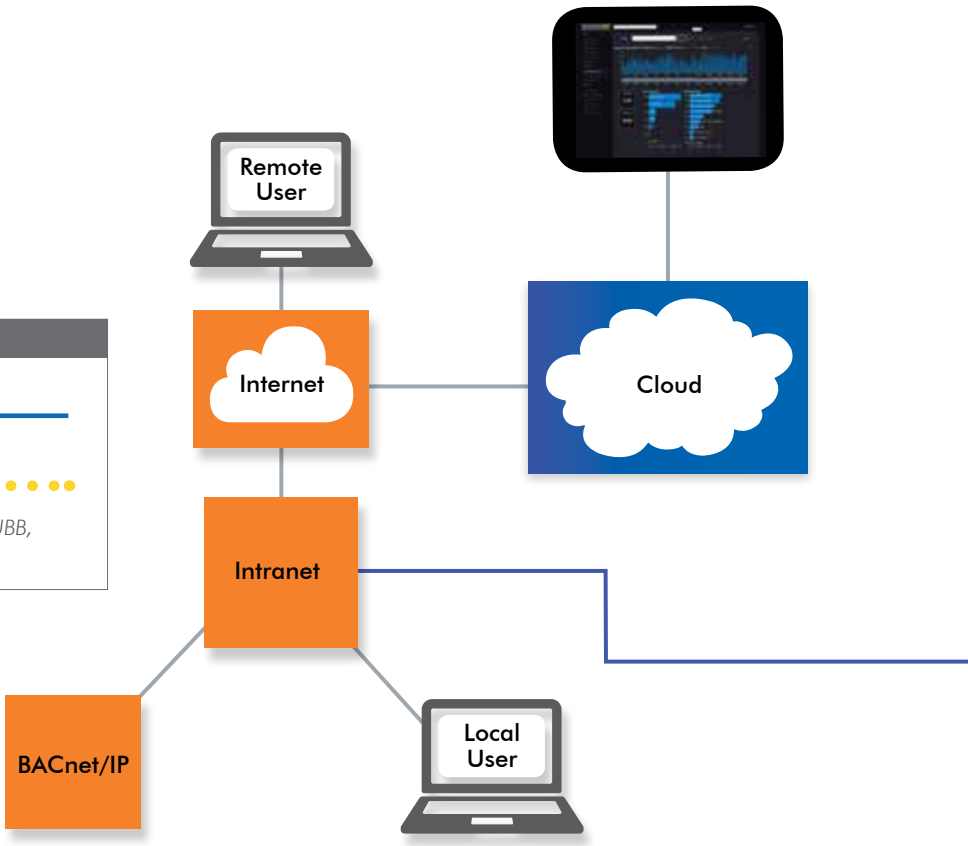

Diagram Key

Cat5e/6 Cable

Low Voltage Multi-Conductor Cable

For additional application solutions utilizing PowerHUBB, please visit hubbellcontrolsolutions.com.

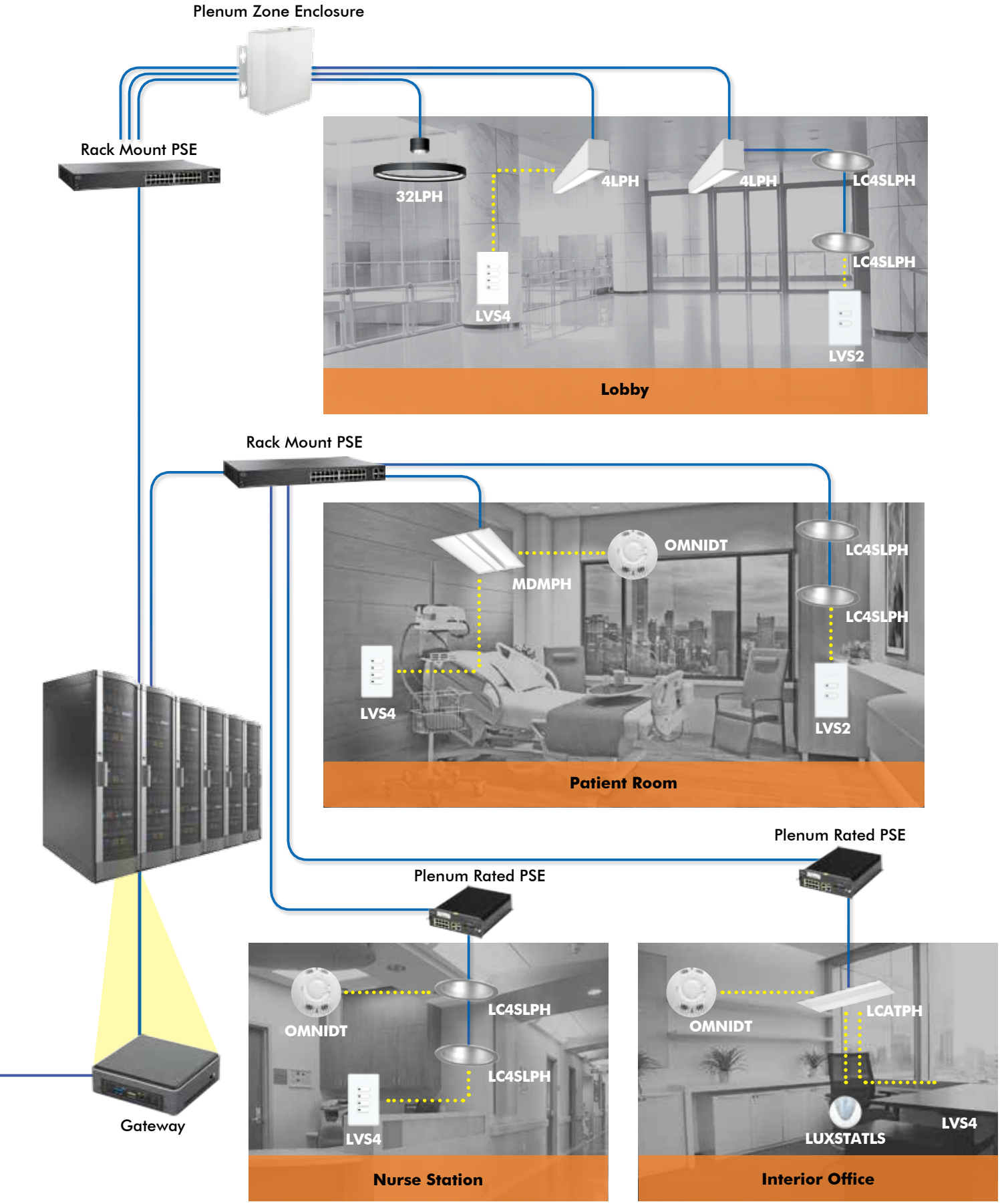
Plenum Zone Enclosure
Rack Mount PSE
32LPH
4LPH
4LPH
LC4SLPH
LC4SLPH
LVS4
LVS2
Lobby
Rack Mount PSE
OMNIDT
MDMPH
LC4SLPH
LC4SLPH
LVS4
LVS2
Patient Room
Plenum Rated PSE
Plenum Rated PSE
OMNIDT
LC4SLPH
LC4SLPH
LVS4
Nurse Station
OMNIDT
LCATPH
LUXSTATLS
LVS4
Interior Office
Gateway

Category 5e/6/6A Solution (without Consolidation Point)

Applications Supported

- ISDN
- Token Ring
- ATM 155
- TP PMD
- VoIP
- 10BASE-T
- 100BASE-T
- 1000BASE-T
- 10GBASE-T



Hubbell Solutions

Product	Cat 6A Solution	Cat 6 Solution	Cat 5e Solution
Patch Cord	HC6A Series	HC6 Series	HC5E Series
Patch Panel	HP6A Series	HP6 Series	HP5E Series
Plates	IFP or IMF Series	IFP or IMF Series	IFP or IMF Series
Jack(s)	HJ6A Series	HXJ6 Series	HXJ5E Series
Cable	C6A Series	C6 Series	C5E Series

Category 5e/6 Solution (with Consolidation Point)

Applications Supported

- ISDN
- Token Ring
- ATM 155
- TP PMD
- VoIP
- 10BASE-T
- 100BASE-T
- 1000BASE-T



Hubbell Solutions

Product	Cat 6 Solution	Cat 5e Solution
Patch Cord	HC6 Series	HC5E Series
Patch Panel	HP6 Series	HP5E Series
Plates	IFP or IMF Series	IFP or IMF Series
Jack(s)	HXJ6 Series	HXJ5E Series
or 110 Block	6110 Series	110BLK Series
Cable	C6 Series	C5E Series

Fiber Solution

Applications Supported

- 1000BASE-SX/LX
- ATM (Fiber)
- 10GBASE-SX/LX

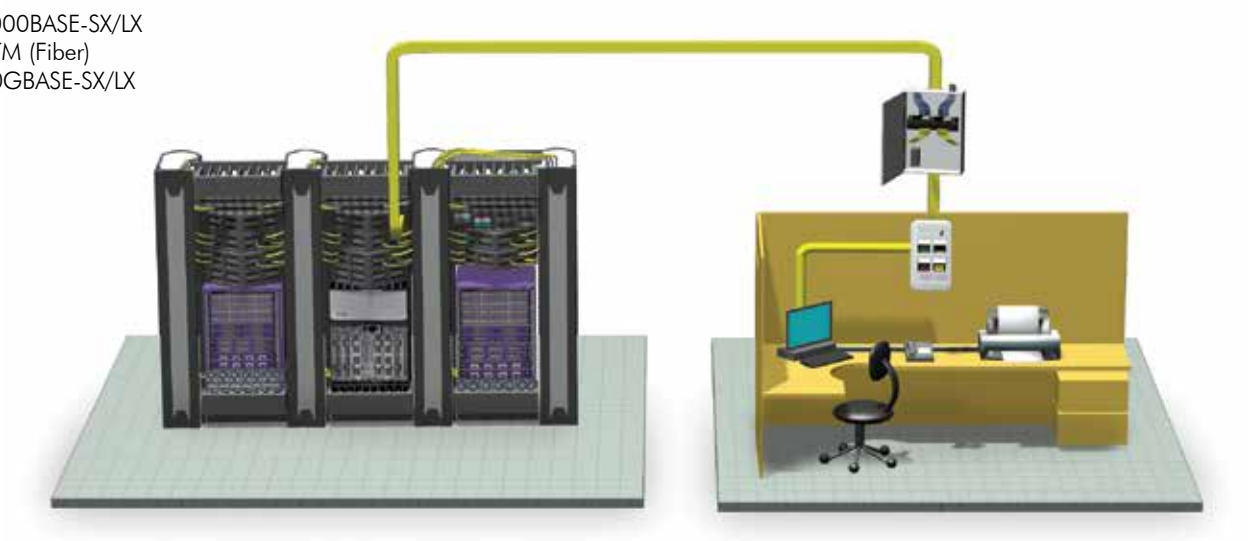

Hubbell Solutions

Product	Fiber
Patch Panel	FPR/FCR Series
Patch Cord	DFPSC Series
Plate	IFP, IMF or AFP Series
Fiber Connector	Hubbell OptiChannel or PROclick® Series
Fiber Cable	HFC Series

Category 6A Wireless Access Point

Applications Supported

- PoE
- PoE+
- PoE++ (6A)
- ATM 155
- 10BASE-T
- 100BASE-T
- 1000BASE-T
- 10GBASE-T (6A)

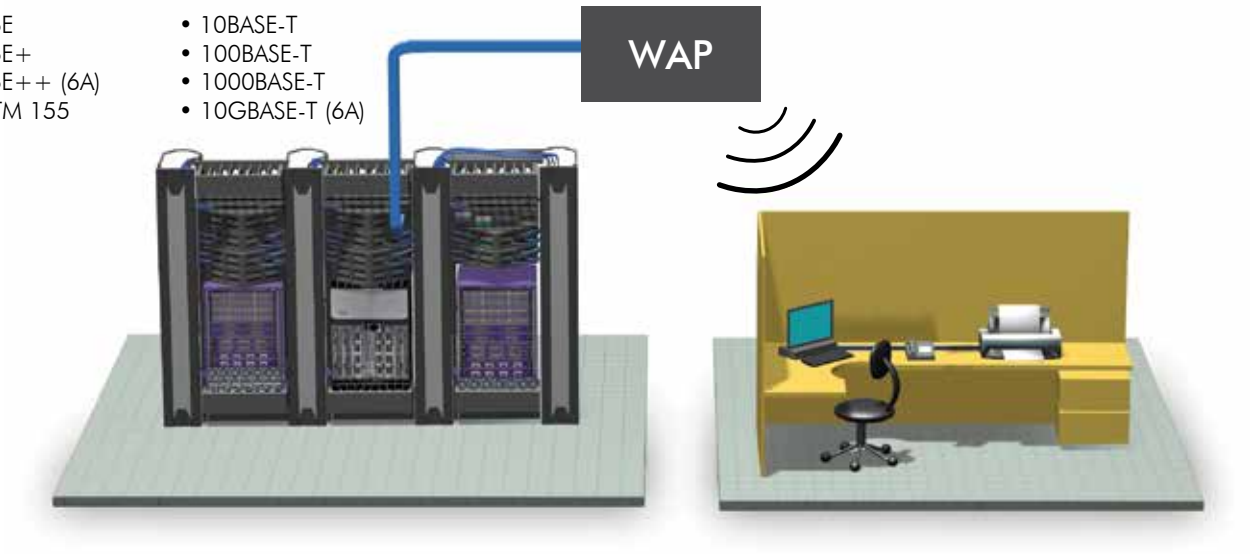

Product	Cat 6A Solution	Cat 6 Solution	Cat 5e Solution
FTP	SP6A Series	SP6 Series	SP6 Series
Patch Panel	HP6A Series	HP6 Series	HP5E Series
Cable	C6A Series	C6 Series	C5E Series
Patch Cord	HC6A Series	HC6 Series	HC5E Series

Index

Catalog No.	Page
10GAFBCVRALU	R20
10GAFBCVRALUC	R20
10GAFBCVRBK	R20
10GAFBCVRBKC	R20
10GAFBCVRBRS	R20
10GAFBCVRBRSC	R20
10GAFBCVRBRZ	R20
10GAFBCVRBRZC	R20
10GAFBCVRNK	R20
10GAFBCVRNKC	R20
110BLK100BWL	C10
110BLK100FTK4	A7, C10
110BLK100FTK5	C10
110BLK300BWL	C10
110BLK300FTK4	A7, C10
110BLK300FTK5	C10
110BLK50BWL	C10
110BLK50FTK4	A7, C10
110BLK50FTK5	C10
110CB4PR10	C10
110CB5PR10	C10
110FPP4PR	C10
110RM14	C11
110RM14NT	C11
110RM15	C11
110RM15NT	C11
110RM24	C11
110RM24NT	C11
110RM25	C11
110RM25NT	C11
110TRA	C11
110TRB	C11
110WMK	C11
1224RRSCRW20	K4, O6
15A6P1	F8
15GC10	F11
15MP6P1	F8
15N6P1	F8
15S6P1	F8
15ST10	F11
15T6P1	F8
24GCCVRALU	R7, R8
24GCCVRALUC	R7, R8
24GCCVRBK	R7, R8
24GCCVRBKC	R7, R8
24GCCVRBRS	R7, R8
24GCCVRBRSC	R7, R8
24GCCVRBRZ	R7, R8
24GCCVRBRZC	R7, R8
24GCCVRNK	R7, R8
24GCCVRNKC	R7, R8
24GCFFCVRALU	R7
24GCFFCVRBK	R7, R8
24GCFFCVRBRS	R7, R8
24GCFFCVRBRZ	R7, R8
24GCFFCVRNK	R7, R8
24GEXTENDCAP2PK	R10
24GTCVRALU	R7, R8
24GTCVRALUC	R7, R8
24GTCVRBK	R7, R8
24GTCVRBKC	R7, R8
24GTCVRBRS	R7, R8
24GTCVRBRSC	R7, R8
24GTCVRBRZ	R7, R8
24GTCVRBRZC	R7, R8
24GTCVRNK	R7, R8
24GTCVRNKC	R7, R8
24GTFFCVRALU	R7
24GTFFCVRBK	R7, R8
24GTFFCVRBRS	R7, R8
24GTFFCVRBRZ	R7, R8
24GTFFCVRNK	R7, R8
2GAFBCVRALU	R17
2GAFBCVRALUC	R17
2GAFBCVRBK	R17
2GAFBCVRBKC	R17
2GAFBCVRBRS	R17
2GAFBCVRBRSC	R17
2GAFBCVRBRZ	R17
2GAFBCVRBRZC	R17
2GAFBCVRNK	R17
2GAFBCVRNKC	R17
2GAFBFFCVRALU	R17
2GAFBFFCVRBK	R17
2GAFBFFCVRBRS	R17
2GAFBFFCVRBRZ	R17
2GAFBFFCVRNK	R17
4GAFBCVRALU	R18
4GAFBCVRALUC	R18
4GAFBCVRBK	R18
4GAFBCVRBKC	R18
4GAFBCVRBRS	R18
4GAFBCVRBRSC	R18
4GAFBCVRBRZ	R18
4GAFBCVRBRZC	R18
4GAFBCVRNK	R18
4GAFBCVRNKC	R18
610EXTENDCAP2PK	R12
610GCCVRALU	R9, R11
610GCCVRALUC	R9, R11
610GCCVRBK	R9, R11
610GCCVRBKC	R9, R11
610GCCVRBRS	R9, R11
610GCCVRBRSC	R9, R11
610GCCVRBRZ	R9, R11
610GCCVRBRZC	R9, R11
610GCCVRNK	R9, R11
610GCCVRNKC	R9, R11
610GTCVRALU	R9, R11
610GTCVRALUC	R9, R11
610GTCVRBK	R9, R11
610GTCVRBKC	R9, R11
610GTCVRBRS	R9, R11
610GTCVRBRSC	R9, R11
610GTCVRBRZ	R9, R11
610GTCVRBRZC	R9, R11
610GTCVRNK	R9, R11
610GTCVRNKC	R9, R11
6110CB4PR10	C9
6110FPP4PR	C9
6110FTK192WL	A6, C9
6110FTK64NL	A6, C9
6110FTK64WL	A6, C9
6110MPPDT	C9
6110MPPDT1	C9
6110PCL7	C9
6110RM1	C11
6110RM1NT	C11
6110WMK	C11
6119PCL3	C9
6119PCL5	C9
6119PCL7	C9
6119PCL9	C9
ABP175	K6, O6
ABP350	K6, O6
AFB10G55	R20
AFB10G55CHI	R20
AFB2G25	R17
AFB2G25CHI	R17
AFB2G50	R17
AFB2G50CHI	R17
AFB4G25	R18
AFB4G25CHI	R18
AFB4G50	R18
AFB4G50CHI	R18
AFP14	B7, T3
AFP14E	B7, T3
AFP14G	B7, T3
AFP14W	B7, T3
AMO	B14, T11
AMOB2J10	B14, T11
AMOBJ10	B14, T11
AMOBL10	B14, T11
AMOBSCD	B14, T11
AMOBSCDSAQ	B14, T11
AMOBST2	B14, T11
AMOLCQSAQ	B14, T11
AMOLCQSBE	B14, T11
AMOLCQSBL	B14, T11
AMOLCQUNLD	B14, T11
ATB	R47
AVCE1	N14, R24, V4
AVCE1P	N14, R24, V4
AVIR	F4
AVPS152BK	F4
AVPS152GY	F4
AVPS152I	F4
AVPS152LA	F4
AVPS152W	F4
BC285SB100	P10
BCSPKT12	B6, D4, D6
BPC11	B15, T14
BPC11A	B15, T14
BPC12	B15, T14
BPC12A	B15, T14
BPC14	B15, T14
BPS11	B15, T14
BPS11A	B15, T14
BPS12	B15, T14
BPS12A	B15, T14
BR106B	B10, T13
BR106C	B10, S46, S64, T13
BR106E	B10, S46, T13

Catalog No.	Page
BR106E	S46, T13
BR106G	B10, T13
BR106W	B10, T13
BR851241A	B16
BR851341B	B16
BR851A	B16
BR851B	B16
BR851D	B16
BRBE1	B11, T10
BREXTB235	K6
BTPB3TF	S61
C5ELPPB	E7
C5ELPPBK	E7
C5ELPPGN	E7
C5ELPPGY	E7
C5ELPPOR	E7
C5ELPPP	E7
C5ELPPR	E7
C5ELPPW	E7
C5ELPPY	E7
C5ELPRB	E7
C5ELPRBK	E7
C5ELPRGN	E7
C5ELPRGY	E7
C5ELPROR	E7
C5ELPRP	E7
C5ELPRR	E7
C5ELPRW	E7
C5ELPRY	E7
C5EPRPB	A7, E8
C5EPRPGN	E8
C5EPRPGY	A7, E8
C5EPRPOR	E8
C5EPRPP	E8
C5EPRPW	A7, E8
C5EPRPY	A7, E8
C5EPRRB	A7, E8
C5EPRRGN	E8
C5EPRRGY	A7, E8
C5EPRROR	E8
C5EPRRP	E8
C5EPRRW	A7, E8
C5EPRRY	A7, E8
C5ERPB	E8
C5ERPGN	E8
C5ERPGY	E8
C5ERPOR	E8
C5ERPP	E8
C5ERPW	E8
C5ERPY	E8
C5ERRB	E8
C5ERRGN	E8
C5ERRGY	E8
C5ERROR	E8
C5ERRP	E8
C5ERRW	E8
C5ERRY	E8
C6AFTPSPB	A5, E10
C6AFTPSPGN	E10
C6AFTPSPGY	A5, E10
C6AFTPSPW	A5, E10
C6AFTPSPY	A5, E10
C6AFTPSRB	A5, E10
C6AFTPSRGN	E10
C6AFTPSRGY	A5, E10
C6AFTPSRW	A5, E10
C6AFTPSRY	A5, E10
C6ASOPBK	E9
C6ASPB	E4
C6ASPBK	E4
C6ASPDSB	A4, E4
C6ASPDSBK	E4
C6ASPDSGN	E4
C6ASPDSGY	A4, E4
C6ASPDSOR	E4
C6ASPDSP	E4
C6ASPDSR	E4
C6ASPDSW	A4, E4
C6ASPDSY	A4, E4
C6ASPGN	E4
C6ASPGY	E4
C6ASPOR	E4
C6ASPP	E4
C6ASPPDSB	E4
C6ASPPDSBK	E4
C6ASPPDSGN	E4
C6ASPPDSGY	E4
C6ASPPDSOR	E4
C6ASPPDSP	E4
C6ASPPDSR	E4
C6ASPPDSW	E4
C6ASPPDSY	E4
C6ASPRDSB	E4
C6ASPRDSBK	E4
C6ASPRDSGN	E4
C6ASPRDSGY	E4
C6ASPRDSOR	E4
C6ASPRDSP	E4
C6ASPRDSR	E4
C6ASPRDSW	E4
C6ASPRDSY	E4
C6ASPW	E4
C6ASPY	E4
C6ASRB	E4
C6ASRBK	E4
C6ASRDSB	A4, E4
C6ASRDSBK	E4
C6ASRDSGN	E4
C6ASRDSGY	A4, E4
C6ASRDSOR	E4
C6ASRDSP	E4
C6ASRDSR	E4
C6ASRDSW	A4, E4
C6ASRDSY	A4, E4
C6ASRGN	E4
C6ASRGY	E4
C6ASROR	E4
C6ASRP	E4
C6ASRW	E4
C6ASRY	E4
C6ESPB	E5
C6ESPBK	E5
C6ESPGN	E5
C6ESPGY	E5
C6ESPOR	E5
C6ESPP	E5
C6ESPW	E5
C6ESPY	E5
C6ESRB	E5
C6ESRBK	E5
C6ESRGN	E5
C6ESRGY	E5
C6ESROR	E5
C6ESRP	E5
C6ESRW	E5
C6ESRY	E5
C6FTPSPB	E10
C6FTPSPBK	E10
C6FTPSPGY	E10
C6FTPSPW	E10
C6FTPSPY	E10
C6FTPSRB	E10
C6FTPSRGN	E10
C6FTPSRGY	E10
C6FTPSRW	E10
C6FTPSRY	E10
C6RPB	A6, E5
C6RPBK	E5
C6RPGN	E5
C6RPGY	A6, E5
C6RPOR	E5
C6RPP	E5
C6RPPK	E5
C6RPR	E5
C6RPW	A6, E5
C6RPY	A6, E5
C6RRB	A6, E5
C6RRBK	E5
C6RRGN	E5
C6RRGY	A6, E5
C6RROR	E5
C6RRP	E5
C6RRPK	E5
C6RRR	E5
C6RRW	A6, E5
C6RRY	A6, E5
C6SOPBK	E9
CB2	B13
CCPS1	F8, G19
CCPS2	F8, G19
CCPS3	G19
CFB10G55	R5, R11
CFB10G55CR	R5, R11
CFB10G55R	R5, R11
CFB10G55RCR	R5, R11
CFB10WW	R12
CFB11CVRALU	R16
CFB11CVRBRS	R16
CFB11CVRCBLK	R16
CFB11CVRCSS	R16
CFB11G4	R16
CFB11G6	R16
CFB11TALU	R16
CFB11TBRS	R16
CFB2G25	R5, R7
CFB2G25CR	R5, R7
CFB2G25R	R5, R7
CFB2G25RCR	R5, R7
CFB2G30	R5, R7
CFB2G30CR	R5, R7
CFB2G30R	R5, R7
CFB2G30RCR	R5, R7
CFB4G25	R5, R8
CFB4G25CR	R5, R8
CFB4G25R	R5, R8
CFB4G25RCR	R5, R8
CFB4G30	R5, R8
CFB4G30CI	R5, R8

Catalog No.	Page
CFB4G30CR	R5, R8
CFB4G30R	R5, R8
CFB4G30RCI	R5, R8
CFB4G30RCR	R5, R8
CFB6G30	R5, R9
CFB6G30CR	R5, R9
CFB6G30R	R5, R9
CFB6G30RCR	R5, R9
CFB6RCVRR1	R10
CFB6RCVRR2	R10
CFB6RCVRR3	R10
CFB7CVRALU	R16
CFB7CVRBRS	R16
CFB7CVRCBLK	R16
CFB7CVRCSS	R16
CFB7G4	R16
CFB7G6	R16
CFB7TALU	R16
CFB7TBRS	R16
CFB8RCVRR1	R10, R12
CFB8RCVRR2	R10, R12
CFB8RCVRR3	R10, R12
CFBHUB2	R10
CFBKOPLATE	R10
CFBKOPLATECR	R10
CFBOGPAN4	R16
CFBS1R6CVRALU	R7
CFBS1R6CVRBLK	R7
CFBS1R6CVRBRS	R7
CFBS1R6CVRBRZ	R7
CFBS1R6CVRGRY	R7
CFBS1R6CVRNKL	R7
CFBS1R6FFCVRALU	R7
CFBS1R6FFCVRBLK	R7
CFBS1R6FFCVRBRS	R7
CFBS1R6FFCVRBRZ	R7
CFBS1R6FFCVRGRY	R7
CFBS1R6FFCVRNKL	R7
CFBS1R8CVRALU	R8, R9, R11, R19
CFBS1R8CVRBLK	R8, R9, R11, R19
CFBS1R8CVRBRS	R8, R9, R11, R19
CFBS1R8CVRBRZ	R8, R9, R11, R19
CFBS1R8CVRGRY	R8, R9, R11, R19
CFBS1R8CVRNKL	R8, R9, R11, R19
CKL333	N13
CKL716	N13
CKL751	N13
CKL751	U8
CKLCAT60	N13
CKM100	B15, T14
CKM6	K4, O6
CKSSD	N12
CKTSD	O6
CMBR	C4, C5, C6
CS1973	K3, L7
CS1973H	K3, L7
CS1976	K3, L7
CS1976H	K3, L7
CTK	N11
CTK2	N13
CTKH	N11
DFPCFCAFCAS1SM	H7
DFPCFCAFCAS2SM	H7
DFPCFCAFCAS3SM	H7
DFPCFCAFCAS5SM	H7
DFPCFCASCAS1SM	H7
DFPCFCASCAS2SM	H7
DFPCFCASCAS3SM	H7
DFPCFCASCAS5SM	H7
DFPCFCFCS1SM	H7
DFPCFCFCS2SM	H7
DFPCFCFCS3SM	H7
DFPCFCFCS5SM	H7
DFPCLCAFCA1SM	H7
DFPCLCAFCA2SM	H7
DFPCLCAFCA3SM	H7
DFPCLCAFCA5SM	H7
DFPCLCALCAS1SM	A8, H3
DFPCLCALCAS2SM	A8, H3
DFPCLCALCAS3SM	A8, H3
DFPCLCALCAS5SM	A8, H3
DFPCLCASCAS1SM	A8, H3
DFPCLCASCAS2SM	A8, H3
DFPCLCASCAS3SM	A8, H3
DFPCLCASCAS5SM	A8, H3
DFPCLCLCC1MM	A8, H3
DFPCLCLCC2MM	A8, H3
DFPCLCLCC3MM	A8, H3
DFPCLCLCC5MM	A8, H3
DFPCLCLCD1MM	A8, H3
DFPCLCLCD2MM	A8, H3
DFPCLCLCD3MM	A8, H3
DFPCLCLCD5MM	A8, H3
DFPCLCLCE1MM	A8, H3
DFPCLCLCE2MM	A8, H3
DFPCLCLCE3MM	A8, H3
DFPCLCLCE5MM	A8, H3
DFPCLCLCF1MM	A8, H3
DFPCLCLCF1MVI	H5
DFPCLCLCF2MM	A8, H3
DFPCLCLCF2MVI	H5
DFPCLCLCF3MM	A8, H3
DFPCLCLCF3MVI	H5
DFPCLCLCF5MM	A8, H3
DFPCLCLCF5MVI	H5
DFPCLCLCS1SM	A8, H3
DFPCLCLCS2SM	A8, H3
DFPCLCLCS3SM	A8, H3
DFPCLCLCS5SM	A8, H3
DFPCLCSCC1MM	A8, H3
DFPCLCSCC2MM	A8, H3
DFPCLCSCC3MM	A8, H3
DFPCLCSCC5MM	A8, H3
DFPCLCSCD1MM	A8, H3
DFPCLCSCD2MM	A8, H3
DFPCLCSCD3MM	A8, H3
DFPCLCSCD5MM	A8, H3
DFPCLCSCE1MM	A8, H3
DFPCLCSCE2MM	A8, H3
DFPCLCSCE3MM	A8, H3
DFPCLCSCE5MM	A8, H3
DFPCLCSCF1MM	A8, H3
DFPCLCSCF2MM	A8, H3
DFPCLCSCF3MM	A8, H3
DFPCLCSCF5MM	A8, H3
DFPCLCSCS1SM	A8, H3
DFPCLCSCS2SM	A8, H3
DFPCLCSCS3SM	A8, H3
DFPCLCSCS5SM	A8, H3
DFPCLCSTC1MM	A8, H3
DFPCLCSTC2MM	A8, H3
DFPCLCSTC3MM	A8, H3
DFPCLCSTC5MM	A8, H3
DFPCLCSTS1SM	A8, H3
DFPCLCSTS2SM	A8, H3
DFPCLCSTS3SM	A8, H3
DFPCLCSTS5SM	A8, H3
DFPCSCASCAS1SM	H6
DFPCSCASCAS2SM	H6
DFPCSCASCAS3SM	H6
DFPCSCASCAS5SM	H6
DFPCSCSCC1MM	H6
DFPCSCSCC2MM	H6
DFPCSCSCC3MM	H6
DFPCSCSCC5MM	H6
DFPCSCSCD1MM	H6
DFPCSCSCD2MM	H6
DFPCSCSCD3MM	H6
DFPCSCSCD5MM	H6
DFPCSCSCE1MM	H6
DFPCSCSCE2MM	H6
DFPCSCSCE3MM	H6
DFPCSCSCE5MM	H6
DFPCSCSCF1MM	H6
DFPCSCSCF2MM	H6
DFPCSCSCF3MM	H6
DFPCSCSCF5MM	H6
DFPCSCSCS1SM	H6
DFPCSCSCS2SM	H6
DFPCSCSCS3SM	H6
DFPCSCSCS5SM	H6
DFPCSTSCC1MM	H6
DFPCSTSCC2MM	H6
DFPCSTSCC3MM	H6
DFPCSTSCC5MM	H6
DFPCSTSCD1MM	H6
DFPCSTSCD2MM	H6
DFPCSTSCD3MM	H6
DFPCSTSCD5MM	H6
DFPCSTSCE1MM	H6
DFPCSTSCE2MM	H6
DFPCSTSCE3MM	H6
DFPCSTSCE5MM	H6
DFPCSTSCF1MM	H6
DFPCSTSCF2MM	H6
DFPCSTSCF3MM	H6
DFPCSTSCF5MM	H6
DFPCSTSCS1SM	H6
DFPCSTSCS2SM	H6
DFPCSTSCS3SM	H6
DFPCSTSCS5SM	H6
DFPCSTSTC10MM	H7
DFPCSTSTC2MM	H7
DFPCSTSTC3MM	H7
DFPCSTSTC5MM	H7
DFPCSTSTD10MM	H7
DFPCSTSTD2MM	H7
DFPCSTSTD3MM	H7
DFPCSTSTD5MM	H7
DFPCSTSTE10MM	H7
DFPCSTSTE2MM	H7
DFPCSTSTE3MM	H7
DFPCSTSTE5MM	H7
DFPCSTSTS10SM	H7
DFPCSTSTS2SM	H7
DFPCSTSTS3SM	H7
DFPCSTSTS5SM	H7
DFRCFCAFCAS1SM	H7

Catalog No.	Page
DFRCFCAFCAS2SM	H7
DFRCFCAFCAS3SM	H7
DFRCFCAFCAS5SM	H7
DFRCFCASCAS1SM	H7
DFRCFCASCAS2SM	H7
DFRCFCASCAS3SM	H7
DFRCFCASCAS5SM	H7
DFRCFCFCS1SM	H7
DFRCFCFCS2SM	H7
DFRCFCFCS3SM	H7
DFRCFCFCS5SM	H7
DFRCLCAFCA1SM	H7
DFRCLCAFCA2SM	H7
DFRCLCAFCA3SM	H7
DFRCLCAFCA5SM	H7
DFRCLCALCAS1SM	H3
DFRCLCALCAS2SM	H3
DFRCLCALCAS3SM	H3
DFRCLCALCAS5SM	H3
DFRCLCASCAS1SM	H3
DFRCLCASCAS2SM	H3
DFRCLCASCAS3SM	H3
DFRCLCASCAS5SM	H3
DFRCLCLCC1MM	H3
DFRCLCLCC2MM	H3
DFRCLCLCC3MM	H3
DFRCLCLCC5MM	H3
DFRCLCLCD1MM	H3
DFRCLCLCD2MM	H3
DFRCLCLCD3MM	H3
DFRCLCLCD5MM	H3
DFRCLCLCE1MM	H3
DFRCLCLCE2MM	H3
DFRCLCLCE3MM	H3
DFRCLCLCE5MM	H3
DFRCLCLCF1MM	H3
DFRCLCLCF2MM	H3
DFRCLCLCF3MM	H3
DFRCLCLCF5MM	H3
DFRCLCLCS1SM	H3
DFRCLCLCS2SM	H3
DFRCLCLCS3SM	H3
DFRCLCLCS5SM	H3
DFRCLCSCC1MM	H3
DFRCLCSCC2MM	H3
DFRCLCSCC3MM	H3
DFRCLCSCC5MM	H3
DFRCLCSCD1MM	H3
DFRCLCSCD2MM	H3
DFRCLCSCD3MM	H3
DFRCLCSCD5MM	H3
DFRCLCSCE1MM	H3
DFRCLCSCE2MM	H3
DFRCLCSCE3MM	H3
DFRCLCSCE5MM	H3
DFRCLCSCF1MM	H3
DFRCLCSCF2MM	H3
DFRCLCSCF3MM	H3
DFRCLCSCF5MM	H3
DFRCLCSCS1SM	H3
DFRCLCSCS2SM	H3
DFRCLCSCS3SM	H3
DFRCLCSCS5SM	H3
DFRCLCSTC1MM	H3
DFRCLCSTC2MM	H3
DFRCLCSTC3MM	H3
DFRCLCSTC5MM	H3
DFRCLCSTS1SM	H3
DFRCLCSTS2SM	H3
DFRCLCSTS3SM	H3
DFRCLCSTS5SM	H3
DFRCSCASCAS1SM	H6
DFRCSCASCAS2SM	H6
DFRCSCASCAS3SM	H6
DFRCSCASCAS5SM	H6
DFRCSCSCC1MM	H6
DFRCSCSCC2MM	H6
DFRCSCSCC3MM	H6
DFRCSCSCC5MM	H6
DFRCSCSCD1MM	H6
DFRCSCSCD2MM	H6
DFRCSCSCD3MM	H6
DFRCSCSCD5MM	H6
DFRCSCSCE1MM	H6
DFRCSCSCE2MM	H6
DFRCSCSCE3MM	H6
DFRCSCSCE5MM	H6
DFRCSCSCF1MM	H6
DFRCSCSCF2MM	H6
DFRCSCSCF3MM	H6
DFRCSCSCF5MM	H6
DFRCSCSCS1SM	H6
DFRCSCSCS2SM	H6
DFRCSCSCS3SM	H6
DFRCSCSCS5SM	H6
DFRCSTSCC1MM	H6
DFRCSTSCC2MM	H6
DFRCSTSCC3MM	H6
DFRCSTSCC5MM	H6
DFRCSTSCD1MM	H6
DFRCSTSCD2MM	H6
DFRCSTSCD3MM	H6
DFRCSTSCD5MM	H6
DFRCSTSCE1MM	H6
DFRCSTSCE2MM	H6
DFRCSTSCE3MM	H6
DFRCSTSCE5MM	H6
DFRCSTSCF1MM	H6
DFRCSTSCF2MM	H6
DFRCSTSCF3MM	H6
DFRCSTSCF5MM	H6
DFRCSTSCS1SM	H6
DFRCSTSCS2SM	H6
DFRCSTSCS3SM	H6
DFRCSTSCS5SM	H6
DFRCSTSTC10MM	H7
DFRCSTSTC2MM	H7
DFRCSTSTC3MM	H7
DFRCSTSTC5MM	H7
DFRCSTSTD10MM	H7
DFRCSTSTD2MM	H7
DFRCSTSTD3MM	H7
DFRCSTSTD5MM	H7
DFRCSTSTE10MM	H7
DFRCSTSTE2MM	H7
DFRCSTSTE3MM	H7
DFRCSTSTE5MM	H7
DFRCSTSTS10SM	H7
DFRCSTSTS2SM	H7
DFRCSTSTS3SM	H7
DFRCSTSTS5SM	H7
ECMBR3	C4, C5, C6
ECMBR6	C4, C5, C6
ECMBRS	C4, C5, C6
FAFCSS6	G15
FALCDSC6AQ	G14
FALCDSC6B	G14
FALCDSC6BE	G14
FALCDSC6BK	G14
FALCDSC6GN	G14
FALCDSC6OR	G14
FALCDSC6R	G14
FALCDSC6Y	G14
FALCDSS6AQ	G14
FALCDSS6B	G14
FALCDSS6BE	G14
FALCDSS6BK	G14
FALCDSS6GN	G14
FALCDSS6OR	G14
FALCDSS6R	G14
FALCDSS6Y	G14
FALCQSC6AQ	G14
FALCQSC6B	G14
FALCQSC6BE	G14
FALCQSC6BK	G14
FALCQSC6GN	G14
FALCQSC6OR	G14
FALCQSC6R	G14
FALCQSC6Y	G14
FALCQSS6AQ	G14
FALCQSS6B	G14
FALCQSS6BE	G14
FALCQSS6BK	G14
FALCQSS6GN	G14
FALCQSS6OR	G14
FALCQSS6R	G14
FALCQSS6Y	G14
FAMTPAQ	G15
FAMTPBE	G15
FAMTPBK	G15
FAMTPDAQ	G15
FAMTPDBE	G15
FAMTPDBK	G15
FAMTPDGN	G15
FAMTPDSAQ	G15
FAMTPDSBE	G15
FAMTPDSBK	G15
FAMTPDSGN	G15
FAMTPDSVI	G15
FAMTPDVI	G15
FAMTPGN	G15
FAMTPRPGY	G15
FAMTPSAQ	G15
FAMTPSBE	G15
FAMTPSBK	G15
FAMTPSGN	G15
FAMTPSRPGY	G15
FAMTPSVI	G15
FAMTPVI	G15
FAMTRJC6AQ	G15
FAMTRJC6BK	G15
FAMTRJK	G13
FAMTRJKBK	G13
FAMTRJKEI	G13
FAMTRJKGY	G13
FAMTRJKO	G13
FAMTRJKW	G13
FAMTRJMPB6	G15

Catalog No.	Page
FASCDSC6AQ	G14
FASCDSC6B	G14
FASCDSC6BE	G14
FASCDSC6BK	G14
FASCDSC6GN	G14
FASCDSC6OR	G14
FASCDSC6R	G14
FASCDSC6Y	G14
FASCDSS6AQ	G14
FASCDSS6B	G14
FASCDSS6BE	G14
FASCDSS6BK	G14
FASCDSS6GN	G14
FASCDSS6OR	G14
FASCDSS6R	G14
FASCDSS6Y	G14
FASCSS12AQ	G14
FASCSS12B	G14
FASCSS12BE	G14
FASCSS12BK	G14
FASCSS12GN	G14
FASCSS12OR	G14
FASCSS12R	G14
FASCSS12Y	G14
FASCSSC12AQ	G14
FASCSSC12B	G14
FASCSSC12BE	G14
FASCSSC12BK	G14
FASCSSC12GN	G14
FASCSSC12OR	G14
FASCSSC12R	G14
FASCSSC12Y	G14
FASTDMPB6	G15
FASTDSS6	G15
FASTMPB12	G15
FASTSCDSC6	G15
FASTSCMPB6	G15
FASTSCSSC12	G15
FASTSS12	G15
FB10MP2A	R12, R20
FB10MP2B	R12, R20
FB10MP2E	R12, R20
FB10MP3GAPP	R20
FB10MPAAP	R12, R20
FB10MPBNK	R12, R20
FB10MPDUP	R12, R20
FB10MPFT	R12, R20
FB10MPKEY	R12, R20
FB10MPMAAP	R12, R20
FB10MPNEMA2XG	R12, R20
FB10MPNEMA4G	R12, R20
FB10MPREC	R12, R20
FB10MPTRAC	R12, R20
FB10MPX	R12
FB10TLA	R12, R20
FB10TLB	R12, R20
FB10TLC	R12, R20
FB10TLX	R12, R20
FB10TLY	R12, R20
FB10TLZ	R12, R20
FBMP139	R10, R17, R18
FBMP156	R10, R17, R18
FBMP15IM	R10, R17, R18
FBMP2IM	R10, R17, R18
FBMP6KS	R10, R17, R18
FBMPAAP	R10, R17, R18
FBMPBNK	R10, R17, R18
FBMPDUP	R10, R17, R18
FBMPFT	R10, R17, R18
FBMPMAAP	R10, R17, R18
FBMPREC	R10, R17, R18
FBMPTRAC	R10, R17, R18
FBRMGTCLPK4	G18, J4, J6
FCFCF900M506PK	G4
FCFCF900M50G6PK	G4
FCFCF900M626PK	G4
FCFCF900SM6PK	G4
FCFCF900SMA6PK	G4
FCLC900K50GM100	A8, G3
FCLC900K50GM12	A8, G3
FCLC900K50M12	G3
FCLC900K62M12	G3
FCLC900KSM100	G3
FCLC900KSM12	G3
FCLCF900M506PK	G4
FCLCF900M50G100PK	G4
FCLCF900M50G6PK	G4
FCLCF900M626PK	G4
FCLCF900SM100PK	G4
FCLCF900SM6PK	G4
FCLCMM	G16
FCLCSM	G16
FCR1U3SP	J4
FCR1U3SPL	J4
FCR1U3SPNA	J4
FCR2U6SP	J4
FCR2U6SPL	J4
FCR2U6SPNA	J4
FCR2U9SP	J4
FCR2U9SPL	J4
FCR2U9SPNA	J4
FCR350SE	J8
FCR3U12SP	A8, J4
FCR3U12SPL	J4
FCR3U12SPNA	J4
FCR4U12SPV	J4
FCR4U12SPVL	J4
FCR4U15SP	A8, J4
FCR4U15SPL	J4
FCR4U15SPNA	J4
FCRHD1UBK	A8, J3
FCRHD1UGY	A8
FCRHD4UBK	J3
FCSC900K50GM100	G3
FCSC900K50GM12	A8, G3
FCSC900K50M12	G3
FCSC900K62M12	G3
FCSC900KASM12	G3
FCSC900KSM100	G3
FCSC900KSM12	G3
FCSCF900M506PK	G4
FCSCF900M50G100PK	G4
FCSCF900M50G6PK	G4
FCSCF900M626PK	G4
FCSCF900SM100PK	G4
FCSCF900SM6PK	G4
FCSCF900SMA6PK	G4
FCSCM12R	G16
FCSCS12R	G16
FCSPLHSOVEN	G4
FCST50GM12	G3
FCST50M12	G3
FCST62M12	G3
FCSTF900M506PK	G4
FCSTF900M50G6PK	G4
FCSTF900M626PK	G4
FCSTF900SM6PK	G4
FCSTM12R	G16
FCSTS12R	G16
FCSTSM12	G3
FCW12SP	J9
FCW12SPGSA	J9
FCW4SP	J9
FCW4SPRDGSA	J9
FEUR12LCDM	J7
FEUR12LCDOM3	J7
FEUR12LCDSM	J7
FEUR12SCM	J7
FEUR12SCOM3	J7
FEUR12SCSM	J7
FEUR12STM	J7
FEUR24LCDM	J7
FEUR24LCDOM3	J7
FEUR24LCDSM	J7
FEUR24SCM	J7
FEUR24SCOM3	J7
FEUR24SCSM	J7
FEUR24STM	J7
FEUR48LCDM	J7
FEUR48LCDOM3	J7
FEUR48LCDSM	J7
FEUR48SCM	J7
FEUR48SCOM3	J7
FEUR48SCSM	J7
FEURFSPD	J7
FLOCK1	J9, V9
FLOCK2	J9
FOADPTLC	G17
FP2BK	B12, T12
FP2BN	B12, T12
FP2GY	B12, T12
FP2OW	B12, T12
FP2W	B12, T12
FP4BBK	B12, T12
FP4BBN	B12, T12
FP4BGY	B12, T12
FP4BK	B12, T12
FP4BN	B12, T12
FP4BOW	B12, T12
FP4BW	B12, T12
FP4GY	B12, T12
FP4OW	B12, T12
FP4W	B12, T12
FPBKLTR12FC6S	H12
FPBKLTR12FCA6S	H12
FPBKLTR12LC1M	H12
FPBKLTR12LC2M	H12
FPBKLTR12LC3M	H12
FPBKLTR12LC4M	H12
FPBKLTR12LC6S	H12
FPBKLTR12LCA6S	H12
FPBKLTR12SC1M	H12
FPBKLTR12SC2M	H12
FPBKLTR12SC3M	H12
FPBKLTR12SC4M	H12
FPBKLTR12SC6S	H12
FPBKLTR12SCA6S	H12
FPBKLTR12ST1M	H12

Catalog No.	Page
FPBKLTR12ST2M	H12
FPBKLTR12ST3M	H12
FPBKLTR12ST4M	H12
FPBKLTR12ST6S	H12
FPBKLTR6FC6S	H12
FPBKLTR6FCA6S	H12
FPBKLTR6LC1M	H12
FPBKLTR6LC2M	H12
FPBKLTR6LC3M	H12
FPBKLTR6LC4M	H12
FPBKLTR6LC6S	H12
FPBKLTR6LCA6S	H12
FPBKLTR6SC1M	H12
FPBKLTR6SC2M	H12
FPBKLTR6SC3M	H12
FPBKLTR6SC4M	H12
FPBKLTR6SC6S	H12
FPBKLTR6SCA6S	H12
FPBKLTR6ST1M	H12
FPBKLTR6ST2M	H12
FPBKLTR6ST3M	H12
FPBKLTR6ST4M	H12
FPBKLTR6ST6S	H12
FPBKR12FC1M	H11
FPBKR12FC2M	H11
FPBKR12FC3M	H11
FPBKR12FC4M	H11
FPBKR12FC6S	H11
FPBKR12FCA6S	H11
FPBKR12LC1M	H11
FPBKR12LC2M	H11
FPBKR12LC3M	H11
FPBKR12LC4M	H11
FPBKR12LC6S	H11
FPBKR12LCA6S	H11
FPBKR12SC1M	H11
FPBKR12SC2M	H11
FPBKR12SC3M	H11
FPBKR12SC4M	H11
FPBKR12SC6S	H11
FPBKR12SCA6S	H11
FPBKR12ST1M	H11
FPBKR12ST2M	H11
FPBKR12ST3M	H11
FPBKR12ST4M	H11
FPBKR12ST6S	H11
FPBKR6FC1M	H11
FPBKR6FC2M	H11
FPBKR6FC3M	H11
FPBKR6FC4M	H11
FPBKR6FC6S	H11
FPBKR6FCA6S	H11
FPBKR6LC1M	H11
FPBKR6LC2M	H11
FPBKR6LC3M	H11
FPBKR6LC4M	H11
FPBKR6LC6S	H11
FPBKR6LCA6S	H11
FPBKR6SC1M	H11
FPBKR6SC2M	H11
FPBKR6SC3M	H11
FPBKR6SC4M	H11
FPBKR6SC6S	H11
FPBKR6SCA6S	H11
FPBKR6ST1M	H11
FPBKR6ST2M	H11
FPBKR6ST3M	H11
FPBKR6ST4M	H11
FPBKR6ST6S	H11
FPFCAS3SM	H11
FPFCC3MM	H11
FPFCD3MM	H11
FPFCE3MM	H11
FPFCF3MM	H11
FPFCS3SM	H11
FPLCAS3SM	H11
FPLCC3MM	H11
FPLCD3MM	H11
FPLCE3MM	H11
FPLCF3MM	H11
FPLCS3SM	H11
FPR012SCM	J6
FPR012SCX	J6
FPR012STM	J6
FPR024SCM	J6
FPR024SCX	J6
FPR3SP	J6
FPR3SPGSA	J6
FPRBRKT1	J6
FPRJC3MM	H11
FPRJD3MM	H11
FPRJE3MM	H11
FPSCAS3SM	H11
FPSCC3MM	H11
FPSCD3MM	H11
FPSCE3MM	H11
FPSCF3MM	H11
FPSCS3SM	H11
FPSTC3MM	H11
FPSTD3MM	H11
FPSTE3MM	H11
FPSTF3MM	H11
FPSTS3SM	H11
FRG625	F11, V12
FRSHST401025	G19, J8
FSHST401025	G19, J8
FSPB	G10
FSPBH4	G8
FSPFC6	G10
FSPFCSS8	G10
FSPFP6X	V9
FSPHD4X	G10
FSPHD6X	G10, V9
FSPLCDM12AQ	G9
FSPLCDM12B	G9
FSPLCDM12BE	G9
FSPLCDM12BK	G9
FSPLCDM12GN	G9
FSPLCDM12OR	G9
FSPLCDM12R	G9
FSPLCDM12Y	G9
FSPLCDM3AQ	G9
FSPLCDM3B	G9
FSPLCDM3BE	G9
FSPLCDM3BK	G9
FSPLCDM3GN	G9
FSPLCDM3OR	G9
FSPLCDM3R	G9
FSPLCDM3Y	G9
FSPLCDM6AQ	G9
FSPLCDM6B	G9
FSPLCDM6BE	G9
FSPLCDM6BK	G9
FSPLCDM6GN	G9
FSPLCDM6OR	G9
FSPLCDM6R	G9
FSPLCDM6Y	G9
FSPLCDS12AQ	G9
FSPLCDS12B	G9
FSPLCDS12BE	G9
FSPLCDS12BK	G9
FSPLCDS12GN	G9
FSPLCDS12OR	G9
FSPLCDS12R	G9
FSPLCDS12VI	G9
FSPLCDS12Y	G9
FSPLCDS3AQ	G9
FSPLCDS3B	G9
FSPLCDS3BE	G9
FSPLCDS3BK	G9
FSPLCDS3GN	G9
FSPLCDS3OR	G9
FSPLCDS3R	G9
FSPLCDS3VI	G9
FSPLCDS3Y	G9
FSPLCDS6AQ	G9
FSPLCDS6B	G9
FSPLCDS6BE	G9
FSPLCDS6BK	G9
FSPLCDS6GN	G9
FSPLCDS6OR	G9
FSPLCDS6R	G9
FSPLCDS6VI	G9
FSPLCDS6Y	G9
FSPLCQM3AQ	G9
FSPLCQM3B	G9
FSPLCQM3BE	G9
FSPLCQM3BK	G9
FSPLCQM3GN	G9
FSPLCQM3OR	G9
FSPLCQM3R	G9
FSPLCQM3Y	G9
FSPLCQM6AQ	G9
FSPLCQM6B	G9
FSPLCQM6BE	G9
FSPLCQM6BK	G9
FSPLCQM6GN	G9
FSPLCQM6OR	G9
FSPLCQM6R	G9
FSPLCQM6Y	G9
FSPLCQS3AQ	G9
FSPLCQS3B	G9
FSPLCQS3BE	G9
FSPLCQS3BK	G9
FSPLCQS3GN	G9
FSPLCQS3OR	G9
FSPLCQS3R	G9
FSPLCQS3VI	G9
FSPLCQS3Y	G9
FSPLCQS6AQ	G9
FSPLCQS6B	G9
FSPLCQS6BE	G9
FSPLCQS6BK	G9
FSPLCQS6GN	G9
FSPLCQS6H4AQ	G8
FSPLCQS6H4B	G8
FSPLCQS6H4VI	G8
FSPLCQS6H4Y	G8

Catalog No.	Page
FSPLCQS6OR	G9
FSPLCQS6R	G9
FSPLCQS6VI	G9
FSPLCQS6Y	G9
FSPMTPAQ6	G10
FSPMTPBE6	G10
FSPMTPBK6	G10
FSPMTPDAQ6	G10
FSPMTPDBE6	G10
FSPMTPDBK6	G10
FSPMTPDGN6	G10
FSPMTPDVI6	G10
FSPMTPGN6	G10
FSPMTPH4AQ	G8
FSPMTPH4GN	G8
FSPMTPH4RPGY	G8
FSPMTPH4VI	G8
FSPMTPRPGY6	G10
FSPMTPVI6	G10
FSPMTRJ6	G10
FSPMTRJ8	G10
FSPSC12	G10
FSPSC12X	G10
FSPSC6	G10
FSPSC6X	G10
FSPSC8	G10
FSPSC8X	G10
FSPSCA6	G10
FSPSCA8	G10
FSPSCD3X	G10
FSPSCD4X	G10
FSPSCD6X	G10
FSPSCDM3AQ	G9
FSPSCDM3B	G9
FSPSCDM3BE	G9
FSPSCDM3BK	G9
FSPSCDM3GN	G9
FSPSCDM3OR	G9
FSPSCDM3R	G9
FSPSCDM3Y	G9
FSPSCDM6AQ	G9
FSPSCDM6B	G9
FSPSCDM6BE	G9
FSPSCDM6BK	G9
FSPSCDM6GN	G9
FSPSCDM6OR	G9
FSPSCDM6R	G9
FSPSCDM6Y	G9
FSPSCDS3AQ	G9
FSPSCDS3B	G9
FSPSCDS3BE	G9
FSPSCDS3BK	G9
FSPSCDS3GN	G9
FSPSCDS3OR	G9
FSPSCDS3R	G9
FSPSCDS3Y	G9
FSPSCDS6AQ	G9
FSPSCDS6B	G9
FSPSCDS6BE	G9
FSPSCDS6BK	G9
FSPSCDS6GN	G9
FSPSCDS6OR	G9
FSPSCDS6R	G9
FSPSCDS6Y	G9
FSPSCSS12	G10
FSPSCSS6	G10
FSPSCSS8	G10
FSPSCST3	G11
FSPSCST6	G11
FSPSCSTDS3	G11
FSPSCSTDS6	G11
FSPST6	G10
FSPST6X	G10
FSPST8	G10
FSPST8X	G10
FSPSTD3	G11
FSPSTD6	G11
FSPSTDS3	G11
FSPSTDS6	G11
FSPSTSS6	G10
FSPSTSS8	G10
FSS01S	J8
FSS02S	J8
FTR1U3SP	J5
FTR1U4H4	J5
FTR2U6SP	J5
FTR2U8H4	J5
FTR3U12SP	J5
FTR4U15SP	J5
FTR4U20H4	J5
FTU1SP	J9
FTU2SP	J9
FTU2SPH	J10
FTU4SP	J9
FTUOS12SP	J10
FTUOS12SPPMB	J10
FTUOS2SP	J10
FTUOS2SPPMB	J10
G1050	U5
G1075	U5
H3CM42	O4
H3CM47	O4
H3FT110	O4
H3FT230	O4
H3N4242	O4
H3N4248	O4
H3N4742	O4
H3N4748	O4
H3NR42	O4
H3NR47	O4
H3S4242	O4
H3S4248	O4
H3S4742	O4
H3S4748	O4
HBBB14210A	P6
HBBB14212	P6
HBBB14224B	P6
HBBB14412	P6
HBBB14416H	P6
HBBB14420	P6
HBBB14420J	P6
HBBBHR191KT	P6
HBBBHR19KT	O6, P6
HBBBVR36KT	O6, P6
HBBBVR76KT	O6, P6
HBL2000B5GY	S11
HBL2000B5IV	S11
HBL2000BCAGY	S11
HBL2000BCAIV	S11
HBL2000BCGY	S11
HBL2000BCIV	S11
HBL2000CAGY	S11
HBL2000CAIV	S11
HBL2000CGY	S11
HBL2000CIV	S11
HBL2000TFGY	S12
HBL2000TFIV	S12
HBL2000WC	S12
HBL2000WCA	S12
HBL2001C	S12, S13
HBL2003SC	S12, S13
HBL2006GY	S12, S13
HBL2006IV	S12, S13
HBL2009GC	S12
HBL2010A2GY	S12, S13
HBL2010A2IV	S12, S13
HBL2010A3GY	S12, S13
HBL2010A3IV	S12, S13
HBL2010BGY	S12, S13
HBL2010BIV	S12, S13
HBL2011BRGY	S11
HBL2011BRIV	S11
HBL2011GY	S11, S13
HBL2011IV	S11, S13
HBL2015BRGY	S11
HBL2015BRIV	S11
HBL2015GY	S11, S13
HBL2015IV	S11, S13
HBL2017BRGY	S11
HBL2017BRIV	S11
HBL2017TC	S11, S13
HBL2018BRGY	S11
HBL2018BRIV	S11
HBL2018CGY	S11, S13
HBL2018CIV	S11, S13
HBL20482GY	S11, S13
HBL20482IV	S11, S13
HBL2048GY	S11, S13
HBL2048IV	S11, S13
HBL2051HGY	S12
HBL2051HIV	S12
HBL2089EIV	S12
HBL2089IV	S12
HBL20C215GY	S13
HBL20C215IV	S13
HBL20C215UIV	S13
HBL20C315GY	S13
HBL20C315IV	S13
HBL20GB306GY	S13
HBL20GB306GYTR	S13
HBL20GB306IV	S13
HBL20GB306IVTR	S13
HBL20GB312UIV	S13
HBL20GB506GY	S13
HBL20GB506IV	S13
HBL20GB512GY	S13
HBL20GB512GYTR	S13
HBL20GB512IV	S13
HBL20GB512IVTR	S13
HBL20GB606GY	S13
HBL20GB606IV	S13
HBL20GB609GY	S13
HBL20GB609IV	S13
HBL20GB612GY	S13
HBL20GB612IV	S13
HBL20GB612UIV	S13
HBL20GB618GY	S13
HBL20GB618IV	S13

Catalog No.	Page
HBL20GBA512GY	S13
HBL20GBA512IV	S13
HBL20GBA609GY	S13
HBL20GBA609IV	S13
HBL20GBA612GY	S13
HBL20GBA612IV	S13
HBL20GBA618GY	S13
HBL20GBA618IV	S13
HBL20IG306GY	S13
HBL20IG306IV	S13
HBL20IG512GY	S13
HBL20IG512IV	S13
HBL20IG606GY	S13
HBL20IG606IV	S13
HBL2400B10IV	S15
HBL2400BCIV	S15
HBL2400BDIV	S15
HBL2400BIV	S15
HBL2400CIV	S15
HBL2400DTFIV	S16
HBL2400TFIV	S16
HBL2400WC	S16
HBL2401C	S16
HBL2401DC	S16
HBL2406IV	S16
HBL2409GC	S16
HBL24106DRK	S17
HBL24106RRK	S17
HBL2410AIV	S16
HBL2410BDIV	S16
HBL2410BIV	S16
HBL2410CIV	S16
HBL2410DFOIV	S16
HBL2410FCIV	S16
HBL2411DFOIV	S15
HBL2411IV	S15
HBL2415DFOIV	S15
HBL2415IV	S15
HBL2417DFOIV	S15
HBL2417IV	S15
HBL2418DFOIV	S15
HBL2418IV	S15
HBL2420REDIV	S16
HBL2426IV	S17
HBL24442IV	S15
HBL2444D2AIV	S15
HBL2444DIVA	S15
HBL2444IVA	S15
HBL24482IV	S15
HBL2448IVA	S15
HBL2451HIV	S16
HBL2475DBRIV	S16
HBL2489IV	S16
HBL24GB306GY	S13
HBL24GB306GYTR	S13
HBL24GB306IV	S13
HBL24GB306IVTR	S13
HBL24GB506GY	S13
HBL24GB506IV	S13
HBL24GB512GY	S13
HBL24GB512GYTR	S13
HBL24GB512IV	S13
HBL24GB512IVTR	S13
HBL24GB606GY	S13
HBL24GB606IV	S13
HBL24GB612GY	S13
HBL24GB612IV	S13
HBL24GB618GY	S13
HBL24GB618IV	S13
HBL24GBA512GY	S13
HBL24GBA512IV	S13
HBL24GBA612GY	S13
HBL24GBA612IV	S13
HBL24GBA618GY	S13
HBL24GBA618IV	S13
HBL260	R23
HBL263	R23
HBL3000BGY	S19
HBL3000BIV	S19
HBL3000C075GY	S19
HBL3000C075IV	S19
HBL3000C195GY	S19
HBL3000C195IV	S19
HBL3000CEGY	S19
HBL3000CEIV	S19
HBL3000TFGY	S20
HBL3000TFIV	S20
HBL3000WCGY	S20
HBL3001AGY	S20
HBL3001GY	S20
HBL3003GY	S20
HBL3003IV	S20
HBL3006EGY	S20
HBL3006EIV	S20
HBL3007CGY	S21
HBL3010AEGY	S20
HBL3010AEIV	S20
HBL3010BGY	S20
HBL3010BIV	S20
HBL3010CGY	S20
HBL3010CIV	S20
HBL3011EGY	S19
HBL3011EIV	S19
HBL3014CGY	S20
HBL3014CIV	S20
HBL3015EGY	S19
HBL3015EIV	S19
HBL3017TCEGY	S19
HBL3017TCEIV	S19
HBL3018AEGY	S19
HBL3018AEIV	S19
HBL3027AEGY	S21
HBL3027AEIV	S21
HBL3028GY	S19
HBL3028IV	S19
HBL3033JEGY	S21
HBL3033JEIV	S21
HBL3036HEGY	S21
HBL3036HEIV	S21
HBL3040CEGY	S21
HBL3040CEIV	S21
HBL3043BEGY	S21
HBL3043BEIV	S21
HBL30442GY	S19
HBL30442IV	S19
HBL3046BEGY	S21
HBL3046BEIV	S21
HBL3046H2GY	S20
HBL3046H2IV	S20
HBL3048RGY	S21
HBL3048RIV	S21
HBL3051LEGY	S21
HBL3051LEIV	S21
HBL3082GY	S20
HBL3086GY	S20
HBL3086IV	S20
HBL3200REDGY	S20
HBL3200REDIV	S20
HBL4710BGY	S25
HBL4710BIV	S25
HBL4710DFOGY	S25
HBL4710DFOIV	S25
HBL4710GY	S25
HBL4710IV	S25
HBL4711DFOGY	S24
HBL4711DFOIV	S24
HBL4711GY	S24
HBL4711IV	S24
HBL4712TXGY	S24
HBL4712TXIV	S24
HBL4714AGY	S25
HBL4714AIV	S25
HBL4715DFOGY	S24
HBL4715DFOIV	S24
HBL4715GY	S24
HBL4715IV	S24
HBL4717DFOGY	S24
HBL4717DFOIV	S24
HBL4717GY	S24
HBL4717IV	S24
HBL4717NGY	S24
HBL4717NIV	S24
HBL4717TCAGY	S23
HBL4718DFOGY	S24
HBL4718DFOIV	S24
HBL4718GY	S24
HBL4718IV	S24
HBL4724REDIV	S16, S25
HBL4746H2GY	S25
HBL4746H2IV	S25
HBL47472BBBBGY	S27
HBL47472BBBBIV	S27
HBL47472BBFFGY	S27
HBL47472BBFFIV	S27
HBL47472BBRRGY	S27
HBL47472BBRRIV	S27
HBL47472BBSSGY	S27
HBL47472BBSSIV	S27
HBL47472BBTTGY	S27
HBL47472BBTTIV	S27
HBL47472BBXXGY	S27
HBL47472BBXXIV	S27
HBL47472RRXXGY	S27
HBL47472RRXXIV	S27
HBL4747AXGY	S26
HBL4747AXIV	S26
HBL4747BBGY	S26
HBL4747BBIV	S26
HBL4747BFGY	S26
HBL4747BFIV	S26
HBL4747BRGY	S26
HBL4747BRIV	S26
HBL4747BSGY	S26
HBL4747BSIV	S26
HBL4747BTGY	S26
HBL4747BTIV	S26
HBL4747BXGY	S26
HBL4747BXIV	S26

Catalog No.	Page
HBL4747C1GY	S26
HBL4747C1IV	S26
HBL4747C2GY	S26
HBL4747C2IV	S26
HBL4747CVM2GY	S26
HBL4747CVM2IV	S26
HBL4747CVMGY	S26
HBL4747CVMIV	S26
HBL4747JXGY	S26
HBL4747JXIV	S26
HBL4747RFGY	S26
HBL4747RFIV	S26
HBL4747RXGY	S26
HBL4747RXIV	S26
HBL4750B10GY	S23
HBL4750B10IV	S23
HBL4750BP	S23
HBL4750C075GY	S23
HBL4750C075IV	S23
HBL4750C135GY	S23
HBL4750C135IV	S23
HBL4750C195GY	S23
HBL4750C195IV	S23
HBL4750C315GY	S23
HBL4750C315IV	S23
HBL4750CGY	S23, S29
HBL4750CIV	S23, S29
HBL4750DGY	S23
HBL4750GY	S26, S46
HBL4750IV	S26, S46
HBL4750TFGY	S25
HBL4750TFIV	S25
HBL4750WCGY	S23
HBL4751AC	S23
HBL4751DA	S23
HBL4756AGY	S25
HBL4756AIV	S25
HBL4774AGY	S25
HBL4774AIV	S25
HBL4775DKITGY	S25
HBL4775DKITIV	S25
HBL4786AGY	S25
HBL4786AIV	S25
HBL50010IV	S5
HBL50010W	S5
HBL500TFIV	S8
HBL502B	S8
HBL504IV	S8
HBL504W	S8
HBL506IV	S8
HBL506W	S8
HBL511IV	S7
HBL511W	S7
HBL512IV	S7
HBL517IV	S7
HBL517W	S7
HBL518IV	S7
HBL518W	S7
HBL5700FIVA	S7
HBL5700FWA	S7
HBL5701C	S9
HBL5703IV	S7
HBL5703W	S7
HBL5709	S9
HBL5709GC	S9
HBL5711BRIVA	S7
HBL5711LHIVA	S7
HBL5711LHWA	S7
HBL5711RHIVA	S7
HBL5711RHWA	S7
HBL5715BRIVA	S7
HBL5715IVA	S7
HBL5715WA	S7
HBL5717BRIVA	S7
HBL5718BRIVA	S7
HBL5719IVA	S8
HBL5719WA	S8
HBL57242IVA	S6
HBL57242WA	S6
HBL5731IV	S6
HBL5733IVA	S6
HBL5735IVA	S6
HBL5736IV	S6
HBL5736W	S6
HBL5737AIVA	S6
HBL5737AWA	S6
HBL5737IVA	S6
HBL5737WA	S6
HBL5738AFIVA	S6
HBL5738AFWA	S6
HBL5738AIVA	S6
HBL5738AWA	S6
HBL5738IVA	S6
HBL5738WA	S6
HBL5739AABIVA	S6
HBL5739AABWA	S6
HBL5739AIVA	S6
HBL5739IVA	S6
HBL5739WA	S6
HBL57442IVA	S5
HBL57442WA	S5
HBL57443IVA	S5
HBL5744IVA	S5
HBL5744S2IVA	S5
HBL5744S2WA	S5
HBL5744S3IVA	S5
HBL5744SIVA	S5
HBL5744SWA	S5
HBL5744WA	S5
HBL5745IVA	S6
HBL5745WA	S6
HBL57472IVA	S5
HBL57472WA	S5
HBL57473IVA	S5
HBL5747IVA	S5
HBL5747WA	S5
HBL57482IVA	S5
HBL57482WA	S5
HBL57483IVA	S5
HBL57483WA	S5
HBL57484IVA	S5
HBL57485IVA	S5
HBL57486IVA	S5
HBL5748IVA	S5
HBL5748SIVA	S6
HBL5748SWA	S6
HBL5748WA	S5
HBL57512IVA	S5
HBL57513IVA	S5
HBL5751AIVA	S5
HBL5751AWA	S5
HBL5751IVA	S5
HBL5751WA	S5
HBL5752IVA	S6
HBL5752RA	S6
HBL5753IVA	S6
HBL5753RA	S6
HBL5760IVA	S5
HBL5780	S9
HBL5781	S9
HBL5781A	S9
HBL5782A	S9
HBL5782C	S9
HBL5783IVA	S8
HBL5784IVA	S8
HBL5785AIVA	S8
HBL5785AWA	S8
HBL5786AIVA	S8
HBL5786AWA	S8
HBL5786IVA	S8
HBL5786WA	S8
HBL5790B	S9
HBL5791	S9
HBL600B	S9
HBL605CUT	S9
HBL605K	S9
HBL607CUT	S9
HBL607K	S9
HBL620BCK	S12
HBL620C	S12
HBL624BCK	S17
HBL624CUT	S17
HBL630B	S21
HBL630BDK	S21
HBL630C	S21
HBL630CDK	S21
HBL640B	S27
HBL640BDK	S27
HBL640C	S27
HBL640CDK	S27
HBL660B	S33
HBL660BDK	S33
HBL660C	S33
HBL660CDK	S33
HBL6710BGY	S31
HBL6710BIV	S31
HBL6710DFOGY	S31
HBL6710DFOIV	S31
HBL6710GY	S31
HBL6710IV	S31
HBL6711DFOGY	S30
HBL6711DFOIV	S30
HBL6711GY	S30
HBL6711IV	S30
HBL6712TXGY	S30
HBL6712TXIV	S30
HBL6714AGY	S31
HBL6714AIV	S31
HBL6715DFOGY	S30
HBL6715DFOIV	S30
HBL6715GY	S30
HBL6715IV	S30
HBL6717DFOGY	S30
HBL6717DFOIV	S30
HBL6717GY	S30
HBL6717IV	S30
HBL6717NGY	S30
HBL6717NIV	S30

Catalog No.	Page
HBL6717TCAGY	S29
HBL6718DFOGY	S30
HBL6718DFOIV	S30
HBL6718GY	S30
HBL6718IV	S30
HBL6746HHHGY	S31
HBL6746HHHIV	S31
HBL67473BBBBBBGY	S33
HBL67473BBBBBBIV	S33
HBL67473BBBBFFGY	S33
HBL67473BBBBFFIV	S33
HBL67473BBBBSSGY	S33
HBL67473BBBBSSIV	S33
HBL67473BBBBTTGY	S33
HBL67473BBBBTTIV	S33
HBL67473BBBBXXGY	S33
HBL67473BBBBXXIV	S33
HBL67473BBRRRRGY	S33
HBL67473BBRRRRIV	S33
HBL67473RRRRXXGY	S33
HBL67473RRRRXXIV	S33
HBL6747AXXGY	S32
HBL6747AXXIV	S32
HBL6747BBBGY	S32
HBL6747BBBIV	S32
HBL6747BBFGY	S32
HBL6747BBFIV	S32
HBL6747BBSGY	S32
HBL6747BBSIV	S32
HBL6747BBTGY	S32
HBL6747BBTIV	S32
HBL6747BRRGY	S32
HBL6747BRRIV	S32
HBL6747BXXGY	S32
HBL6747BXXIV	S32
HBL6747C1GY	S32
HBL6747C1IV	S32
HBL6747C2GY	S32
HBL6747C2IV	S32
HBL6747JXXGY	S32
HBL6747JXXIV	S32
HBL6747RRFGY	S32
HBL6747RRFIV	S32
HBL6747RXXGY	S32
HBL6747RXXIV	S32
HBL6750B10GY	S29
HBL6750B10IV	S29
HBL6750C075GY	S29
HBL6750C075IV	S29
HBL6750C135GY	S29
HBL6750C135IV	S29
HBL6750C195GY	S29
HBL6750C195IV	S29
HBL6750C315GY	S29
HBL6750CGY	S29
HBL6750CIV	S29
HBL6750DAGY	S29
HBL6750GY	S32, S46
HBL6750IV	S32, S46
HBL6750TFGY	S31
HBL6750TFIV	S31
HBL6750WCGY	S29
HBL6751A	S29
HBL6751DAGY	S29
HBL6756AGY	S31
HBL6756AIV	S31
HBL6774AGY	S31
HBL6774AIV	S31
HBL6786GY	S31
HBL6786IV	S31
HBL7002B	S8
HBL7004IV	S8
HBL7004W	S8
HBL7006IV	S8
HBL7006W	S8
HBL700CUT	S9
HBL700IV	S5
HBL700K	S9
HBL700TFIV	S8
HBL700W	S5
HBL711IVA	S7
HBL711WA	S7
HBL712IVA	S7
HBL717IVA	S7
HBL717WA	S7
HBL718IVA	S7
HBL718WA	S7
HBL75010IV	S5
HBL75010W	S5
HBL7502B	S8
HBL7504IV	S8
HBL7504W	S8
HBL7505IV	S5
HBL7506IV	S8
HBL7506W	S8
HBL750TFIV	S8
HBL792	R23
HBL793	R23
HBL794	R23
HBL818	R23
HBL819	R23
HBL820	R23
HBL840	R23
HBL981	R23
HBL981AVD	R23
HBL985	F6, R23
HBL986	F6, R23
HBL989	F6, R23
HBL989AVD	F6, R23
HBLALU01	S39, S40
HBLALU09	S39, S40
HBLALU17A	S39, S40
HBLALU2000B10	S35
HBLALU2000B5	S35
HBLALU2000C5	S35
HBLALU2000WC	S36
HBLALU2001	S36, S37
HBLALU2003	S36, S37
HBLALU2006	S36, S37
HBLALU2009	S36
HBLALU2010A	S36, S37
HBLALU2010B	S36, S37
HBLALU2011	S35, S37
HBLALU2015	S35, S37
HBLALU2017	S35, S37
HBLALU2018	S35, S37
HBLALU2038	S35, S37
HBLALU2040A	S36, S37
HBLALU2044	S35, S37
HBLALU20442	S35, S37
HBLALU2047	S35, S37
HBLALU20472	S35, S37
HBLALU2051H	S36
HBLALU20GB306	S37
HBLALU20GB306TR	S37
HBLALU20GB312U	S37
HBLALU20GB506	S37
HBLALU20GB512	S37
HBLALU20GB512TR	S37
HBLALU20GB606	S37
HBLALU20GB612	S37
HBLALU20GB612U	S37
HBLALU20GB618	S37
HBLALU20GBA606	S37
HBLALU20GBA612	S37
HBLALU20GBA618	S37
HBLALU20IG306	S37
HBLALU20IG506	S37
HBLALU20IG606	S37
HBLALU24GB306	S37
HBLALU24GB306TR	S37
HBLALU24GB506	S37
HBLALU24GB512	S37
HBLALU24GB512TR	S37
HBLALU24GB606	S37
HBLALU24GB612	S37
HBLALU24GB618	S37
HBLALU24GBA606	S37
HBLALU24GBA612	S37
HBLALU24GBA618	S37
HBLALU24IG306	S37
HBLALU24IG506	S37
HBLALU24IG606	S37
HBLALU34DRBM	S41
HBLALU34EBM	S41
HBLALU34FBM	S41
HBLALU34GBM	S41
HBLALU34JBM	S41
HBLALU34NBM	S41
HBLALU3800B10	S39
HBLALU3806	S39
HBLALU3810B	S39
HBLALU3810B1	S39
HBLALU3811	S39
HBLALU3815	S39
HBLALU3817	S39
HBLALU3817N	S39
HBLALU3818	S39
HBLALU4800B10	S40
HBLALU4806	S40
HBLALU4810B	S40
HBLALU4810B2	S40
HBLALU4811	S40
HBLALU4815	S40
HBLALU4817	S40
HBLALU4817N	S40
HBLALU4818	S40
HBLALU5000B10	S43
HBLALU5006	S43
HBLALU5010B	S43
HBLALU5010B2	S43
HBLALU5011	S43
HBLALU5015	S43
HBLALU5017	S43
HBLALU5017N	S43
HBLALU5018	S43
HBLALU5701	S43, S44
HBLALU5709	S43, S44

Catalog No.	Page
HBLALU5717A	S43, S44
HBLALU57ABRT	S45
HBLALU57BL	S45
HBLALU57DR	S45
HBLALU57DRBM	S45
HBLALU57E	S45
HBLALU57EBM	S45
HBLALU57F	S45
HBLALU57FBM	S45
HBLALU57G	S45
HBLALU57GBM	S45
HBLALU57KP2G	S45
HBLALU57LPB	S45
HBLALU57N	S45
HBLALU57NBM	S45
HBLALU57WC	S43, S44
HBLALU7606	S44
HBLALU7610B	S44
HBLALU7610B2	S44
HBLALU7611	S44
HBLALU7615	S44
HBLALU7617	S44
HBLALU7617N	S44
HBLALU7618	S44
HBLALU7620B10	S44
HBLALUABRT	S41
HBLALUBL	S41
HBLALUC5	S39, S40
HBLALUC57	S43, S44
HBLALUDR	S41
HBLALUE	S41
HBLALUF	S41
HBLALUG	S41
HBLALUJ	S41
HBLALULPB	S41
HBLALULPBA	S41
HBLALUN	S41
HBLALUWC	S39, S40
HBLGWEP	S12, S21, S27, S33
HBLIMFBK	F6, T5
HBLIMFGY	F6, T5
HBLIMFI	F6, T5
HBLIMFWA	F6, T5
HBLIWEP	S9, S12, S17, S21, S27, S33
HBLPP10A	R47
HBLPP10AAL	R47
HBLPP10AI	R47
HBLPP10BK	R47
HBLPP10GF	R47
HBLPP10GFAL	R47
HBLPP10GFBK	R47
HBLPP10GFI	R47
HBLPP10GFOW	R47
HBLPP10GFW	R47
HBLPP10IGA	R47
HBLPP10IGAI	R47
HBLPP10IGAL	R47
HBLPP10IGBK	R47
HBLPP10IGOW	R47
HBLPP10IGW	R47
HBLPP10OW	R47
HBLPP10SA	R47
HBLPP10SAI	R47
HBLPP10SAL	R47
HBLPP10SBK	R47
HBLPP10SOW	R47
HBLPP10SW	R47
HBLPP10W	R47
HBLPP12A	R47
HBLPP12AAL	R47
HBLPP12AI	R47
HBLPP12BK	R47
HBLPP12GF	R47
HBLPP12GFAL	R47
HBLPP12GFBK	R47
HBLPP12GFI	R47
HBLPP12GFOW	R47
HBLPP12GFW	R47
HBLPP12OW	R47
HBLPP12W	R47
HBLPP15A	R47
HBLPP15AAL	R47
HBLPP15AI	R47
HBLPP15BK	R47
HBLPP15GF	R47
HBLPP15GFAL	R47
HBLPP15GFBK	R47
HBLPP15GFI	R47
HBLPP15GFOW	R47
HBLPP15GFW	R47
HBLPP15OW	R47
HBLPP15W	R47
HBLPPO12A	R47
HBLPPO12AAL	R47
HBLPPO12AI	R47
HBLPPO12BK	R47
HBLPPO12OW	R47
HBLPPO12W	R47
HBLPPO15A	R47
HBLPPO15AAL	R47
HBLPPO15AI	R47
HBLPPO15BK	R47
HBLPPO15OW	R47
HBLPPO15W	R47
HBLPPOA	R47
HBLPPOAAL	R47
HBLPPOAI	R47
HBLPPOBK	R47
HBLPPOOW	R47
HBLPPOW	R47
HBLWWEP	S9
HBM1	B15, T14
HBM1A	B15, T14
HBM1B	B15, T14
HBP100	B15, T14
HBP50	B15, T14
HBT0204	M5
HBT0204BK	M5
HBT0204S	M6
HBT0204S04	M7
HBT0204S16	M7
HBT0204SBK	M6
HBT0206	M5
HBT0206BK	M5
HBT0206S	M6
HBT0206S04	M7
HBT0206S16	M7
HBT0206SBK	M6
HBT0208	M5
HBT0208BK	M5
HBT0208S	M6
HBT0208S04	M7
HBT0208S16	M7
HBT0208SBK	M6
HBT0212	M5
HBT0212BK	M5
HBT0212S	M6
HBT0212S04	M7
HBT0212S16	M7
HBT0212SBK	M6
HBT0216	M5
HBT0216BK	M5
HBT0216S	M6
HBT0216S04	M7
HBT0216S16	M7
HBT0216SBK	M6
HBT0218	M5
HBT0218BK	M5
HBT0218S	M6
HBT0218S04	M7
HBT0218S16	M7
HBT0218SBK	M6
HBT0220	M5
HBT0220BK	M5
HBT0220S	M6
HBT0220S04	M7
HBT0220S16	M7
HBT0220SBK	M6
HBT0222	M5
HBT0222BK	M5
HBT0222S	M6
HBT0222S04	M7
HBT0222S16	M7
HBT0222SBK	M6
HBT0224	M5
HBT0224BK	M5
HBT0224S	M6
HBT0224S04	M7
HBT0224S16	M7
HBT0224SBK	M6
HBT0226	M5
HBT0226BK	M5
HBT0226S	M6
HBT0226S04	M7
HBT0226S16	M7
HBT0226SBK	M6
HBT0228	M5
HBT0228BK	M5
HBT0228S	M6
HBT0228S04	M7
HBT0228S16	M7
HBT0228SBK	M6
HBT0230	M5
HBT0230BK	M5
HBT0230S	M6
HBT0230S04	M7
HBT0230S16	M7
HBT0230SBK	M6
HBT0232	M5
HBT0232BK	M5
HBT0232S	M6
HBT0232S04	M7
HBT0232S16	M7
HBT0232SBK	M6
HBT0404	M5
HBT0404BK	M5
HBT0404S	M6
HBT0404S04	M7

Catalog No.	Page
HBT0404S16	M7
HBT0404SBK	M6
HBT0406	M5
HBT0406BK	M5
HBT0406S	M6
HBT0406S04	M7
HBT0406S16	M7
HBT0406SBK	M6
HBT0408	M5
HBT0408BK	M5
HBT0408S	M6
HBT0408S04	M7
HBT0408S16	M7
HBT0408SBK	M6
HBT0412	M5
HBT0412BK	M5
HBT0412S	M6
HBT0412S04	M7
HBT0412S16	M7
HBT0412SBK	M6
HBT0416	M5
HBT0416BK	M5
HBT0416S	M6
HBT0416S04	M7
HBT0416S16	M7
HBT0416SBK	M6
HBT0418	M5
HBT0418BK	M5
HBT0418S	M6
HBT0418S04	M7
HBT0418S16	M7
HBT0418SBK	M6
HBT0420	M5
HBT0420BK	M5
HBT0420S	M6
HBT0420S04	M7
HBT0420S16	M7
HBT0420SBK	M6
HBT0422	M5
HBT0422BK	M5
HBT0422S	M6
HBT0422S04	M7
HBT0422S16	M7
HBT0422SBK	M6
HBT0424	M5
HBT0424BK	M5
HBT0424S	M6
HBT0424S04	M7
HBT0424S16	M7
HBT0424SBK	M6
HBT0428	M5
HBT0428BK	M5
HBT0428S	M6
HBT0428S04	M7
HBT0428S16	M7
HBT0428SBK	M6
HBT0608	M5
HBT0608BK	M5
HBT0608S	M6
HBT0608S04	M7
HBT0608S16	M7
HBT0608SBK	M6
HBT0612	M5
HBT0612BK	M5
HBT0612S	M6
HBT0612S04	M7
HBT0612S16	M7
HBT0612SBK	M6
HBT0616	M5
HBT0616BK	M5
HBT0616S	M6
HBT0616S04	M7
HBT0616S16	M7
HBT0616SBK	M6
HBT0618	M5
HBT0618BK	M5
HBT0618S	M6
HBT0618S04	M7
HBT0618S16	M7
HBT0618SBK	M6
HBT0620	M5
HBT0620BK	M5
HBT0620S	M6
HBT0620S04	M7
HBT0620S16	M7
HBT0620SBK	M6
HBT0622	M5
HBT0622BK	M5
HBT0622S	M6
HBT0622S04	M7
HBT0622S16	M7
HBT0622SBK	M6
HBT0624	M5
HBT0624BK	M5
HBT0624S	M6
HBT0624S04	M7
HBT0624S16	M7
HBT0624SBK	M6
HBT0808	M5
HBT0808BK	M5
HBT0808S	M6
HBT0808S04	M7
HBT0808S16	M7
HBT0808SBK	M6
HBT0812	M5
HBT0812BK	M5
HBT0812S	M6
HBT0812S04	M7
HBT0812S16	M7
HBT0812SBK	M6
HBT0816	M5
HBT0816BK	M5
HBT0816S	M6
HBT0816S04	M7
HBT0816S16	M7
HBT0816SBK	M6
HBT0818	M5
HBT0818BK	M5
HBT0818S	M6
HBT0818S04	M7
HBT0818S16	M7
HBT0818SBK	M6
HBT0820	M5
HBT0820BK	M5
HBT0820S	M6
HBT0820S04	M7
HBT0820S16	M7
HBT0820SBK	M6
HBT150750	P11
HBT300204	M9
HBT300204BK	M9
HBT300204SW	M9
HBT300204SWBK	M9
HBT300206	M9
HBT300206BK	M9
HBT300206SW	M9
HBT300206SWBK	M9
HBT300208	M9
HBT300208BK	M9
HBT300208SW	M9
HBT300208SWBK	M9
HBT300212	M9
HBT300212BK	M9
HBT300212SW	M9
HBT300212SWBK	M9
HBT300216	M9
HBT300216BK	M9
HBT300216SW	M9
HBT300216SWBK	M9
HBT300218	M9
HBT300218BK	M9
HBT300218SW	M9
HBT300218SWBK	M9
HBT300220	M9
HBT300220BK	M9
HBT300220SW	M9
HBT300220SWBK	M9
HBT300224	M9
HBT300224BK	M9
HBT300224SW	M9
HBT300224SWBK	M9
HBT300404	M9
HBT300404BK	M9
HBT300404SW	M9
HBT300404SWBK	M9
HBT300406	M9
HBT300406BK	M9
HBT300406SW	M9
HBT300406SWBK	M9
HBT300408	M9
HBT300408BK	M9
HBT300408SW	M9
HBT300408SWBK	M9
HBT300412	M9
HBT300412BK	M9
HBT300412SW	M9
HBT300412SWBK	M9
HBT300416	M9
HBT300416BK	M9
HBT300416SW	M9
HBT300416SWBK	M9
HBT300418	M9
HBT300418BK	M9
HBT300418SW	M9
HBT300418SWBK	M9
HBT300420	M9
HBT300420BK	M9
HBT300420SW	M9
HBT300420SWBK	M9
HBT300424	M9
HBT300424BK	M9
HBT300424SW	M9
HBT300424SWBK	M9
HBT300608	M9
HBT300608BK	M9
HBT300608SW	M9
HBT300608SWBK	M9
HBT300612	M9

Catalog No.	Page
HBT300612BK	M9
HBT300612SW	M9
HBT300612SWBK	M9
HBT300616	M9
HBT300616BK	M9
HBT300616SW	M9
HBT300616SWBK	M9
HBT300618	M9
HBT300618BK	M9
HBT300618SW	M9
HBT300618SWBK	M9
HBT300620	M9
HBT300620BK	M9
HBT300620SW	M9
HBT300620SWBK	M9
HBT300624	M9
HBT300624BK	M9
HBT300624SW	M9
HBT300624SWBK	M9
HBT30150	P11
HBT450204	M9
HBT450204BK	M9
HBT450204SW	M9
HBT450204SWBK	M9
HBT450206	M9
HBT450206BK	M9
HBT450206SW	M9
HBT450206SWBK	M9
HBT450208	M9
HBT450208BK	M9
HBT450208SW	M9
HBT450208SWBK	M9
HBT450212	M9
HBT450212BK	M9
HBT450212SW	M9
HBT450212SWBK	M9
HBT450216	M9
HBT450216BK	M9
HBT450216SW	M9
HBT450216SWBK	M9
HBT450218	M9
HBT450218BK	M9
HBT450218SW	M9
HBT450218SWBK	M9
HBT450220	M9
HBT450220BK	M9
HBT450220SW	M9
HBT450220SWBK	M9
HBT450224	M9
HBT450224BK	M9
HBT450224SW	M9
HBT450224SWBK	M9
HBT450404	M9
HBT450404BK	M9
HBT450404SW	M9
HBT450404SWBK	M9
HBT450406	M9
HBT450406BK	M9
HBT450406SW	M9
HBT450406SWBK	M9
HBT450408	M9
HBT450408BK	M9
HBT450408SW	M9
HBT450408SWBK	M9
HBT450412	M9
HBT450412BK	M9
HBT450412SW	M9
HBT450412SWBK	M9
HBT450416	M9
HBT450416BK	M9
HBT450416SW	M9
HBT450416SWBK	M9
HBT450418	M9
HBT450418BK	M9
HBT450418SW	M9
HBT450418SWBK	M9
HBT450420	M9
HBT450420BK	M9
HBT450420SW	M9
HBT450420SWBK	M9
HBT450424	M9
HBT450424BK	M9
HBT450424SW	M9
HBT450424SWBK	M9
HBT450608	M9
HBT450608BK	M9
HBT450608SW	M9
HBT450608SWBK	M9
HBT450612	M9
HBT450612BK	M9
HBT450612SW	M9
HBT450612SWBK	M9
HBT450616	M9
HBT450616BK	M9
HBT450616SW	M9
HBT450616SWBK	M9
HBT450618	M9
HBT450618BK	M9
HBT450618SW	M9
HBT450618SWBK	M9
HBT450620	M9
HBT450620BK	M9
HBT450620SW	M9
HBT450620SWBK	M9
HBT450624	M9
HBT450624BK	M9
HBT450624SW	M9
HBT450624SWBK	M9
HBTBS	M12
HBTBSBK	M12
HBTBSSS	M12
HBTCA3	M12
HBTCA3BK	M12
HBTCB12	M10
HBTCB12BK	M10
HBTCB18	M10
HBTCB18BK	M10
HBTCB4	M10
HBTCB4BK	M10
HBTCB8	M10
HBTCB8BK	M10
HBTCD4X4BK	M12
HBTCDBK	M12
HBTCG	M12
HBTCLGS12	M10
HBTCLGS12BK	M10
HBTCLGS16	M10
HBTCLGS16BK	M10
HBTCLGS18	M10
HBTCLGS18BK	M10
HBTCLGS20	M10
HBTCLGS20BK	M10
HBTCLGS24	M10
HBTCLGS24BK	M10
HBTCS	M12
HBTCSBK	M12
HBTCSSS	M12
HBTCTRS12	M10
HBTCTRS12BK	M10
HBTCTRS16	M10
HBTCTRS16BK	M10
HBTCTRS18	M10
HBTCTRS18BK	M10
HBTCTRS20	M10
HBTCTRS20BK	M10
HBTCTRS24	M10
HBTCTRS24BK	M10
HBTCTRS4	M10
HBTCTRS4BK	M10
HBTCTRS6	M10
HBTCTRS6BK	M10
HBTCTRS8	M10
HBTCTRS8BK	M10
HBTCUTTOOL	M12
HBTCVR12	M11
HBTCVR12BK	M11
HBTCVR16	M11
HBTCVR16BK	M11
HBTCVR18	M11
HBTCVR18BK	M11
HBTCVR20	M11
HBTCVR20BK	M11
HBTCVR24	M11
HBTCVR24BK	M11
HBTCVR4	M11
HBTCVR4BK	M11
HBTCVR6	M11
HBTCVR6BK	M11
HBTCVR8	M11
HBTCVR8BK	M11
HBTDIV2	M11
HBTDIV2BK	M11
HBTDIV4	M11
HBTDIV4BK	M11
HBTDIV6	M11
HBTDIV6BK	M11
HBTDIV8	M11
HBTDIV8BK	M11
HBTEB	M12
HBTEBBL	M12
HBTEXTRDBK	M12
HBTFRMINS0204BK	M11
HBTFRMINS0204WHT	M11
HBTFRMINS0206BK	M11
HBTFRMINS0206WHT	M11
HBTFRMINS0208BK	M11
HBTFRMINS0208WHT	M11
HBTFRMINS0212BK	M11
HBTFRMINS0212WHT	M11
HBTFRMINS0216BK	M11
HBTFRMINS0216WHT	M11
HBTFRMINS0218BK	M11
HBTFRMINS0218WHT	M11
HBTFRMINS0220BK	M11
HBTFRMINS0220WHT	M11
HBTFRMINS0224BK	M11
HBTFRMINS0224WHT	M11
HBTFRMINS0404BK	M11

Catalog No.	Page
HBTFRMINS0404WHT	M11
HBTFRMINS0406BK	M11
HBTFRMINS0406WHT	M11
HBTFRMINS0408BK	M11
HBTFRMINS0408WHT	M11
HBTFRMINS0412BK	M11
HBTFRMINS0412WHT	M11
HBTFRMINS0416BK	M11
HBTFRMINS0416WHT	M11
HBTFRMINS0418BK	M11
HBTFRMINS0418WHT	M11
HBTFRMINS0420BK	M11
HBTFRMINS0420WHT	M11
HBTFRMINS0424BK	M11
HBTFRMINS0424WHT	M11
HBTFRMINS0608BK	M11
HBTFRMINS0608WHT	M11
HBTFRMINS0612BK	M11
HBTFRMINS0612WHT	M11
HBTFRMINS0616BK	M11
HBTFRMINS0616WHT	M11
HBTFRMINS0618BK	M11
HBTFRMINS0618WHT	M11
HBTFRMINS0620BK	M11
HBTFRMINS0620WHT	M11
HBTFRMINS0624BK	M11
HBTFRMINS0624WHT	M11
HBTI0204	M9
HBTI0204BK	M9
HBTI0204SW	M9
HBTI0204SWBK	M9
HBTI0206	M9
HBTI0206BK	M9
HBTI0206SW	M9
HBTI0206SWBK	M9
HBTI0208	M9
HBTI0208BK	M9
HBTI0208SW	M9
HBTI0208SWBK	M9
HBTI0212	M9
HBTI0212BK	M9
HBTI0212SW	M9
HBTI0212SWBK	M9
HBTI0216	M9
HBTI0216BK	M9
HBTI0216SW	M9
HBTI0216SWBK	M9
HBTI0218	M9
HBTI0218BK	M9
HBTI0218SW	M9
HBTI0218SWBK	M9
HBTI0220	M9
HBTI0220BK	M9
HBTI0220SW	M9
HBTI0220SWBK	M9
HBTI0224	M9
HBTI0224BK	M9
HBTI0224SW	M9
HBTI0224SWBK	M9
HBTI0404	M9
HBTI0404BK	M9
HBTI0404SW	M9
HBTI0404SWBK	M9
HBTI0406	M9
HBTI0406BK	M9
HBTI0406SW	M9
HBTI0406SWBK	M9
HBTI0408	M9
HBTI0408BK	M9
HBTI0408SW	M9
HBTI0408SWBK	M9
HBTI0412	M9
HBTI0412BK	M9
HBTI0412SW	M9
HBTI0412SWBK	M9
HBTI0416	M9
HBTI0416BK	M9
HBTI0416SW	M9
HBTI0416SWBK	M9
HBTI0418	M9
HBTI0418BK	M9
HBTI0418SW	M9
HBTI0418SWBK	M9
HBTI0420	M9
HBTI0420BK	M9
HBTI0420SW	M9
HBTI0420SWBK	M9
HBTI0424	M9
HBTI0424BK	M9
HBTI0424SW	M9
HBTI0424SWBK	M9
HBTI0608	M9
HBTI0608BK	M9
HBTI0608SW	M9
HBTI0608SWBK	M9
HBTI0612	M9
HBTI0612BK	M9
HBTI0612SW	M9
HBTI0612SWBK	M9
HBTI0616	M9
HBTI0616BK	M9
HBTI0616SW	M9
HBTI0616SWBK	M9
HBTI0618	M9
HBTI0618BK	M9
HBTI0618SW	M9
HBTI0618SWBK	M9
HBTI0620	M9
HBTI0620BK	M9
HBTI0620SW	M9
HBTI0620SWBK	M9
HBTI0624	M9
HBTI0624BK	M9
HBTI0624SW	M9
HBTI0624SWBK	M9
HBTINSM04	M11
HBTINSM04BK	M11
HBTINSM06	M11
HBTINSM06BK	M11
HBTINSM08	M11
HBTINSM08BK	M11
HBTINSM12	M11
HBTINSM12BK	M11
HBTINSM16	M11
HBTINSM16BK	M11
HBTINSM18	M11
HBTINSM18BK	M11
HBTINSM20	M11
HBTINSM20BK	M11
HBTINSM24	M11
HBTINSM24BK	M11
HBTINSNM04	M11
HBTINSNM04WHT	M11
HBTINSNM06	M11
HBTINSNM06WHT	M11
HBTINSNM08	M11
HBTINSNM08WHT	M11
HBTINSNM12	M11
HBTINSNM12WHT	M11
HBTINSNM16	M11
HBTINSNM16WHT	M11
HBTINSNM18	M11
HBTINSNM18WHT	M11
HBTINSNM20	M11
HBTINSNM20WHT	M11
HBTINSNM24	M11
HBTINSNM24WHT	M11
HBTLB12	M10
HBTLB12BK	M10
HBTLB16	M10
HBTLB16BK	M10
HBTLB18	M10
HBTLB18BK	M10
HBTLB20	M10
HBTLB20BK	M10
HBTLB24	M10
HBTLB24BK	M10
HBTLB4	M10
HBTLB4BK	M10
HBTLB6	M10
HBTLB6BK	M10
HBTLB8	M10
HBTLB8BK	M10
HBTLC	M12
HBTNB	M12
HBTNBSS	M12
HBTNSCLGS12	M10
HBTNSCLGS12BK	M10
HBTNSCLGS16	M10
HBTNSCLGS16BK	M10
HBTNSCLGS18	M10
HBTNSCLGS18BK	M10
HBTNSCLGS20	M10
HBTNSCLGS20BK	M10
HBTNSCLGS24	M10
HBTNSCLGS24BK	M10
HBTNSCTRS12	M10
HBTNSCTRS12BK	M10
HBTNSCTRS16	M10
HBTNSCTRS16BK	M10
HBTNSCTRS18	M10
HBTNSCTRS18BK	M10
HBTNSCTRS20	M10
HBTNSCTRS20BK	M10
HBTNSCTRS24	M10
HBTNSCTRS24BK	M10
HBTNSCTRS6	M10
HBTNSCTRS6BK	M10
HBTNSCTRS8	M10
HBTNSCTRS8BK	M10
HBTR0204	M9
HBTR0204BK	M9
HBTR0204SW	M9
HBTR0204SWBK	M9
HBTR0206	M9
HBTR0206BK	M9
HBTR0206SW	M9
HBTR0206SWBK	M9

Catalog No.	Page
HBTR0208	M9
HBTR0208BK	M9
HBTR0208SW	M9
HBTR0208SWBK	M9
HBTR0212	M9
HBTR0212BK	M9
HBTR0212SW	M9
HBTR0212SWBK	M9
HBTR0216	M9
HBTR0216BK	M9
HBTR0216SW	M9
HBTR0216SWBK	M9
HBTR0218	M9
HBTR0218BK	M9
HBTR0218SW	M9
HBTR0218SWBK	M9
HBTR0220	M9
HBTR0220BK	M9
HBTR0220SW	M9
HBTR0220SWBK	M9
HBTR0224	M9
HBTR0224BK	M9
HBTR0224SW	M9
HBTR0224SWBK	M9
HBTR0404	M9
HBTR0404BK	M9
HBTR0404SW	M9
HBTR0404SWBK	M9
HBTR0406	M9
HBTR0406BK	M9
HBTR0406SW	M9
HBTR0406SWBK	M9
HBTR0408	M9
HBTR0408BK	M9
HBTR0408SW	M9
HBTR0408SWBK	M9
HBTR0412	M9
HBTR0412BK	M9
HBTR0412SW	M9
HBTR0412SWBK	M9
HBTR0416	M9
HBTR0416BK	M9
HBTR0416SW	M9
HBTR0416SWBK	M9
HBTR0418	M9
HBTR0418BK	M9
HBTR0418SW	M9
HBTR0418SWBK	M9
HBTR0420	M9
HBTR0420BK	M9
HBTR0420SW	M9
HBTR0420SWBK	M9
HBTR0424	M9
HBTR0424BK	M9
HBTR0424SW	M9
HBTR0424SWBK	M9
HBTR0608	M9
HBTR0608BK	M9
HBTR0608SW	M9
HBTR0608SWBK	M9
HBTR0612	M9
HBTR0612BK	M9
HBTR0612SW	M9
HBTR0612SWBK	M9
HBTR0616	M9
HBTR0616BK	M9
HBTR0616SW	M9
HBTR0616SWBK	M9
HBTR0618	M9
HBTR0618BK	M9
HBTR0618SW	M9
HBTR0618SWBK	M9
HBTR0620	M9
HBTR0620BK	M9
HBTR0620SW	M9
HBTR0620SWBK	M9
HBTR0624	M9
HBTR0624BK	M9
HBTR0624SW	M9
HBTR0624SWBK	M9
HBTRA	M12
HBTRABK	M12
HBTRD12BK	M12
HBTRD4BK	M12
HBTRD6BK	M12
HBTSC	M12
HBTSCBK	M12
HBTSK	M12
HBTSKBK	M12
HBTSKSS	M12
HBTSPLITBOLTPK10	M12
HBTSS12	M10
HBTSS12BK	M10
HBTSS16	M10
HBTSS16BK	M10
HBTSS18	M10
HBTSS18BK	M10
HBTSS20	M10
HBTSS20BK	M10
HBTSS24	M10
HBTSS24BK	M10
HBTSS4	M10
HBTSS4BK	M10
HBTSS6	M10
HBTSS6BK	M10
HBTSS8	M10
HBTSS8BK	M10
HBTSTRUTCLIP	M12
HBTT0204	M9
HBTT0204BK	M9
HBTT0204SW	M9
HBTT0204SWBK	M9
HBTT0206	M9
HBTT0206BK	M9
HBTT0206SWBK	M9
HBTT0208	M9
HBTT0208BK	M9
HBTT0208SW	M9
HBTT0208SWBK	M9
HBTT0212	M9
HBTT0212BK	M9
HBTT0212SW	M9
HBTT0212SWBK	M9
HBTT0216	M9
HBTT0216BK	M9
HBTT0216SW	M9
HBTT0216SWBK	M9
HBTT0218	M9
HBTT0218BK	M9
HBTT0218SW	M9
HBTT0218SWBK	M9
HBTT0220	M9
HBTT0220BK	M9
HBTT0220SW	M9
HBTT0220SWBK	M9
HBTT0224	M9
HBTT0224BK	M9
HBTT0224SW	M9
HBTT0224SWBK	M9
HBTT0404	M9
HBTT0404BK	M9
HBTT0404SW	M9
HBTT0404SWBK	M9
HBTT0406	M9
HBTT0406BK	M9
HBTT0406SW	M9
HBTT0406SWBK	M9
HBTT0408	M9
HBTT0408BK	M9
HBTT0408SW	M9
HBTT0408SWBK	M9
HBTT0412	M9
HBTT0412BK	M9
HBTT0412SW	M9
HBTT0412SWBK	M9
HBTT0416	M9
HBTT0416BK	M9
HBTT0416SW	M9
HBTT0416SWBK	M9
HBTT0418	M9
HBTT0418BK	M9
HBTT0418SW	M9
HBTT0418SWBK	M9
HBTT0420	M9
HBTT0420BK	M9
HBTT0420SW	M9
HBTT0420SWBK	M9
HBTT0424	M9
HBTT0424BK	M9
HBTT0424SW	M9
HBTT0424SWBK	M9
HBTT0608	M9
HBTT0608BK	M9
HBTT0608SW	M9
HBTT0608SWBK	M9
HBTT0612	M9
HBTT0612BK	M9
HBTT0612SW	M9
HBTT0612SWBK	M9
HBTT0616	M9
HBTT0616BK	M9
HBTT0616SW	M9
HBTT0616SWBK	M9
HBTT0618	M9
HBTT0618BK	M9
HBTT0618SW	M9
HBTT0618SWBK	M9
HBTT0620	M9
HBTT0620BK	M9
HBTT0620SW	M9
HBTT0620SWBK	M9
HBTT0624	M9
HBTT0624BK	M9
HBTT0624SW	M9
HBTT0624SWBK	M9
HBTTS	M10
HBTTSBK	M10
HBTU002424	M8

Catalog No.	Page
HBTU020624	M8
HBTU020648	M8
HBTU020672	M8
HBTU021224	M8
HBTU021248	M8
HBTU021272	M8
HBTU022424	M8
HBTU022448	M8
HBTU022472	M8
HBTU040624	M8
HBTU040648	M8
HBTU040672	M8
HBTU041224	M8
HBTU041248	M8
HBTU041272	M8
HBTU042424	M8
HBTU042448	M8
HBTU042472	M8
HBTU060624	M8
HBTU060648	M8
HBTU061224	M8
HBTU061248	M8
HBTU061272	M8
HBTU062424	M8
HBTU062448	M8
HBTU062472	M8
HBTU081224	M8
HBTU081248	M8
HBTU081272	M8
HBTU082024	M8
HBTU082048	M8
HBTU082072	M8
HBTUCB12	M8
HBTUCB6	M8
HBTUFIT	M8
HBTUGS	M8, M12
HBTUPC	M8
HBTUPK	M8
HBTUSUPP10	M8
HBTUSUPP12	M8
HBTUSUPP14	M8
HBTUSUPP16	M8
HBTUSUPP18	M8
HBTUSUPP20	M8
HBTUSUPP22	M8
HBTUSUPP24	M8
HBTUSUPP26	M8
HBTUSUPP28	M8
HBTUSUPP30	M8
HBTUSUPP4	M8
HBTUSUPP6	M8
HBTUSUPP8	M8
HBTUVU	M8
HBTVD	M12
HBTVDBK	M12
HBTWS	M12
HBTWSBK	M12
HBTWSSS	M12
HC5EB01	A7, D7
HC5EB03	A7, D7
HC5EB05	A7, D7
HC5EB07	A7, D7
HC5EB10	A7, D7
HC5EB15	A7, D7
HC5EB20	A7, D7
HC5EB25	A7, D7
HC5EBK01	A7, D7
HC5EBK03	A7, D7
HC5EBK05	A7, D7
HC5EBK07	A7, D7
HC5EBK10	A7, D7
HC5EBK15	A7, D7
HC5EBK20	A7, D7
HC5EBK25	A7, D7
HC5EGN01	A7, D7
HC5EGN03	A7, D7
HC5EGN05	A7, D7
HC5EGN07	A7, D7
HC5EGN10	A7, D7
HC5EGN15	A7, D7
HC5EGN20	A7, D7
HC5EGN25	A7, D7
HC5EGY01	A7, D7
HC5EGY03	A7, D7
HC5EGY05	A7, D7
HC5EGY07	A7, D7
HC5EGY10	A7, D7
HC5EGY15	A7, D7
HC5EGY20	A7, D7
HC5EGY25	A7, D7
HC5EOR01	A7, D7
HC5EOR03	A7, D7
HC5EOR05	A7, D7
HC5EOR07	A7, D7
HC5EOR10	A7, D7
HC5EOR15	A7, D7
HC5EOR20	A7, D7
HC5EOR25	A7, D7
HC5EP01	A7, D7
HC5EP03	A7, D7
HC5EP05	A7, D7
HC5EP07	A7, D7
HC5EP10	A7, D7
HC5EP15	A7, D7
HC5EP20	A7, D7
HC5EP25	A7, D7
HC5EPK01	A7, D7
HC5EPK03	A7, D7
HC5EPK05	A7, D7
HC5EPK07	A7, D7
HC5EPK10	A7, D7
HC5EPK15	A7, D7
HC5EPK20	A7, D7
HC5EPK25	A7, D7
HC5ER01	A7, D7
HC5ER03	A7, D7
HC5ER05	A7, D7
HC5ER07	A7, D7
HC5ER10	A7, D7
HC5ER15	A7, D7
HC5ER20	A7, D7
HC5ER25	A7, D7
HC5EW01	A7, D7
HC5EW03	A7, D7
HC5EW05	A7, D7
HC5EW07	A7, D7
HC5EW10	A7, D7
HC5EW15	A7, D7
HC5EW20	A7, D7
HC5EW25	A7, D7
HC5EY01	A7, D7
HC5EY03	A7, D7
HC5EY05	A7, D7
HC5EY07	A7, D7
HC5EY10	A7, D7
HC5EY15	A7, D7
HC5EY20	A7, D7
HC5EY25	A7, D7
HC6AB01	A4, D3
HC6AB01X24	D3
HC6AB03	A4, D3
HC6AB03SP	D4
HC6AB03X24	D3
HC6AB05	A4, D3
HC6AB05SP	D4
HC6AB05X24	D3
HC6AB07	A4, D3
HC6AB07SP	D4
HC6AB07X24	D3
HC6AB10	A4, D3
HC6AB10SP	D4
HC6AB10X24	D3
HC6AB15	A4, D3
HC6AB15SP	D4
HC6AB15X24	D3
HC6AB20	A4, D3
HC6AB20SP	D4
HC6AB25	A4, D3
HC6AB25SP	D4
HC6ABK01	A4, D3
HC6ABK01X24	D3
HC6ABK03	A4, D3
HC6ABK03SP	D4
HC6ABK03X24	D3
HC6ABK05	A4, D3
HC6ABK05SP	D4
HC6ABK05X24	D3
HC6ABK07	A4, D3
HC6ABK07SP	D4
HC6ABK07X24	D3
HC6ABK10	A4, D3
HC6ABK10SP	D4
HC6ABK10X24	D3
HC6ABK15	A4, D3
HC6ABK15SP	D4
HC6ABK15X24	D3
HC6ABK20	A4, D3
HC6ABK20SP	D4
HC6ABK25	A4, D3
HC6ABK25SP	D4
HC6AGN01	A4, D3
HC6AGN01X24	D3
HC6AGN03	A4, D3
HC6AGN03X24	D3
HC6AGN05	A4, D3
HC6AGN05X24	D3
HC6AGN07	A4, D3
HC6AGN07X24	D3
HC6AGN10	A4, D3
HC6AGN10X24	D3
HC6AGN15	A4, D3
HC6AGN15X24	D3
HC6AGN20	A4, D3
HC6AGN25	A4, D3
HC6AGY01	A4, D3
HC6AGY01X24	D3
HC6AGY03	A4, D3
HC6AGY03X24	D3

Catalog No.	Page
HC6AGY05	A4, D3
HC6AGY05X24	D3
HC6AGY07	A4, D3
HC6AGY07X24	D3
HC6AGY10	A4, D3
HC6AGY10X24	D3
HC6AGY15	A4, D3
HC6AGY15X24	D3
HC6AGY20	A4, D3
HC6AGY25	A4, D3
HC6AOR01	A4, D3
HC6AOR01X24	D3
HC6AOR03	A4, D3
HC6AOR03X24	D3
HC6AOR05	A4, D3
HC6AOR05X24	D3
HC6AOR07	A4, D3
HC6AOR07X24	D3
HC6AOR10	A4, D3
HC6AOR10X24	D3
HC6AOR15	A4, D3
HC6AOR15X24	D3
HC6AOR20	A4, D3
HC6AOR25	A4, D3
HC6AP01	A4, D3
HC6AP01X24	D3
HC6AP03	A4, D3
HC6AP03X24	D3
HC6AP05	A4, D3
HC6AP05X24	D3
HC6AP07	A4, D3
HC6AP07X24	D3
HC6AP10	A4, D3
HC6AP10X24	D3
HC6AP15	A4, D3
HC6AP15X24	D3
HC6AP20	A4, D3
HC6AP25	A4, D3
HC6APK01	A4, D3
HC6APK01X24	D3
HC6APK03	A4, D3
HC6APK03X24	D3
HC6APK05	A4, D3
HC6APK05X24	D3
HC6APK07	A4, D3
HC6APK07X24	D3
HC6APK10	A4, D3
HC6APK10X24	D3
HC6APK15	A4, D3
HC6APK15X24	D3
HC6APK20	A4, D3
HC6APK25	A4, D3
HC6AR01	A4, D3
HC6AR01X24	D3
HC6AR03	A4, D3
HC6AR03X24	D3
HC6AR05	A4, D3
HC6AR05X24	D3
HC6AR07	A4, D3
HC6AR07X24	D3
HC6AR10	A4, D3
HC6AR10X24	D3
HC6AR15	A4, D3
HC6AR15X24	D3
HC6AR20	A4, D3
HC6AR25	A4, D3
HC6AW01	A4, D3
HC6AW01X24	D3
HC6AW03	A4, D3
HC6AW03SP	D4
HC6AW03X24	D3
HC6AW05	A4, D3
HC6AW05SP	D4
HC6AW05X24	D3
HC6AW07	A4, D3
HC6AW07SP	D4
HC6AW07X24	D3
HC6AW10	A4, D3
HC6AW10SP	D4
HC6AW10X24	D3
HC6AW15	A4, D3
HC6AW15SP	D4
HC6AW15X24	D3
HC6AW20	A4, D3
HC6AW20SP	D4
HC6AW25	A4, D3
HC6AW25SP	D4
HC6AY01	A4, D3
HC6AY01X24	D3
HC6AY03	A4, D3
HC6AY03SP	D4
HC6AY03X24	D3
HC6AY05	A4, D3
HC6AY05SP	D4
HC6AY05X24	D3
HC6AY07	A4, D3
HC6AY07SP	D4
HC6AY07X24	D3
HC6AY10	A4, D3
HC6AY10SP	D4
HC6AY10X24	D3
HC6AY15	A4, D3
HC6AY15SP	D4
HC6AY15X24	D3
HC6AY20	A4, D3
HC6AY20SP	D4
HC6AY25	A4, D3
HC6AY25SP	D4
HC6B01	A6, D5
HC6B01X24	D5
HC6B03	A6, D5
HC6B03SP	D6
HC6B03X24	D5
HC6B05	A6, D5
HC6B05SP	D6
HC6B05X24	D5
HC6B07	A6, D5
HC6B07SP	D6
HC6B07X24	D5
HC6B10	A6, D5
HC6B10SP	D6
HC6B10X24	D5
HC6B15	A6, D5
HC6B15SP	D6
HC6B15X24	D5
HC6B20	A6, D5
HC6B20SP	D6
HC6B25	A6, D5
HC6B25SP	D6
HC6BK01	A6, D5
HC6BK01X24	D5
HC6BK03	A6, D5
HC6BK03SP	D6
HC6BK03X24	D5
HC6BK05	A6, D5
HC6BK05SP	D6
HC6BK05X24	D5
HC6BK07	A6, D5
HC6BK07SP	D6
HC6BK07X24	D5
HC6BK10	A6, D5
HC6BK10SP	D6
HC6BK10X24	D5
HC6BK15	A6, D5
HC6BK15SP	D6
HC6BK15X24	D5
HC6BK20	A6, D5
HC6BK20SP	D6
HC6BK25	A6, D5
HC6BK25SP	D6
HC6BN03SP	D6
HC6BN05SP	D6
HC6BN07SP	D6
HC6BN10SP	D6
HC6BN15SP	D6
HC6BN20SP	D6
HC6BN25SP	D6
HC6GN01	A6, D5
HC6GN01X24	D5
HC6GN03	A6, D5
HC6GN03X24	D5
HC6GN05	A6, D5
HC6GN05X24	D5
HC6GN07	A6, D5
HC6GN07X24	D5
HC6GN10	A6, D5
HC6GN10X24	D5
HC6GN15	A6, D5
HC6GN15X24	D5
HC6GN20	A6, D5
HC6GN25	A6, D5
HC6GY01	A6, D5
HC6GY01X24	D5
HC6GY03	A6, D5
HC6GY03X24	D5
HC6GY05	A6, D5
HC6GY05X24	D5
HC6GY07	A6, D5
HC6GY07X24	D5
HC6GY10	A6, D5
HC6GY10X24	D5
HC6GY15	A6, D5
HC6GY15X24	D5
HC6GY20	A6, D5
HC6GY25	A6, D5
HC6OR01	A6, D5
HC6OR01X24	D5
HC6OR03	A6, D5
HC6OR03X24	D5
HC6OR05	A6, D5
HC6OR05X24	D5
HC6OR07	A6, D5
HC6OR07X24	D5
HC6OR10	A6, D5
HC6OR10X24	D5
HC6OR15	A6, D5
HC6OR15X24	D5
HC6OR20	A6, D5

Catalog No.	Page
HC6OR25	A6, D5
HC6P01	A6, D5
HC6P01X24	D5
HC6P03	A6, D5
HC6P03X24	D5
HC6P05	A6, D5
HC6P05X24	D5
HC6P07	A6, D5
HC6P07X24	D5
HC6P10	A6, D5
HC6P10X24	D5
HC6P15	A6, D5
HC6P15X24	D5
HC6P20	A6, D5
HC6P25	A6, D5
HC6PK01	A6, D5
HC6PK01X24	D5
HC6PK03	A6, D5
HC6PK03SP	D6
HC6PK03X24	D5
HC6PK05	A6, D5
HC6PK05SP	D6
HC6PK05X24	D5
HC6PK07	A6, D5
HC6PK07SP	D6
HC6PK07X24	D5
HC6PK10	A6, D5
HC6PK10SP	D6
HC6PK10X24	D5
HC6PK15	A6, D5
HC6PK15SP	D6
HC6PK15X24	D5
HC6PK20	A6, D5
HC6PK20SP	D6
HC6PK25	A6, D5
HC6PK25SP	D6
HC6R01	A6, D5
HC6R01X24	D5
HC6R03	A6, D5
HC6R03X24	D5
HC6R05	A6, D5
HC6R05X24	D5
HC6R07	A6, D5
HC6R07X24	D5
HC6R10	A6, D5
HC6R10X24	D5
HC6R15	A6, D5
HC6R15X24	D5
HC6R20	A6, D5
HC6R25	A6, D5
HC6RPEB	E6
HC6RPEBK	E6
HC6RPEGN	E6
HC6RPEGY	E6
HC6RPEOR	E6
HC6RPEP	E6
HC6RPEPK	E6
HC6RPER	E6
HC6RPEW	E6
HC6RPEY	E6
HC6RREB	E6
HC6RREBK	E6
HC6RREGN	E6
HC6RREGY	E6
HC6RREOR	E6
HC6RREP	E6
HC6RREPK	E6
HC6RRER	E6
HC6RREW	E6
HC6RREY	E6
HC6W01	A6, D5
HC6W01X24	D5
HC6W03	A6, D5
HC6W03SP	D6
HC6W03X24	D5
HC6W05	A6, D5
HC6W05SP	D6
HC6W05X24	D5
HC6W07	A6, D5
HC6W07SP	D6
HC6W07X24	D5
HC6W10	A6, D5
HC6W10SP	D6
HC6W10X24	D5
HC6W15	A6, D5
HC6W15SP	D6
HC6W15X24	D5
HC6W20	A6, D5
HC6W20SP	D6
HC6W25	A6, D5
HC6W25SP	D6
HC6Y01	A6, D5
HC6Y01X24	D5
HC6Y03	A6, D5
HC6Y03SP	D6
HC6Y03X24	D5
HC6Y05	A6, D5
HC6Y05SP	D6
HC6Y05X24	D5
HC6Y07	A6, D5
HC6Y07SP	D6
HC6Y07X24	D5
HC6Y10	A6, D5
HC6Y10SP	D6
HC6Y10X24	D5
HC6Y15	A6, D5
HC6Y15SP	D6
HC6Y15X24	D5
HC6Y20	A6, D5
HC6Y20SP	D6
HC6Y25	A6, D5
HC6Y25SP	D6
HCCF0FR	P8
HCCFBGFR	P8
HCCFDFR	P8
HCCFN	P8
HCCFR	P8
HCF0FR	P8
HCFBGFR	P8
HCFDFR	P8
HCFN	P8
HCFR	P8
HCL6AB01	A4, D3
HCL6AB01X24	D3
HCL6AB03	A4, D3
HCL6AB03X24	D3
HCL6AB05	A4, D3
HCL6AB05X24	D3
HCL6AB07	A4, D3
HCL6AB07X24	D3
HCL6AB10	A4, D3
HCL6AB10X24	D3
HCL6AB15	A4, D3
HCL6AB15X24	D3
HCL6AB20	A4, D3
HCL6AB25	A4, D3
HCL6ABK01	A4, D3
HCL6ABK01X24	D3
HCL6ABK03	A4, D3
HCL6ABK03X24	D3
HCL6ABK05	A4, D3
HCL6ABK05X24	D3
HCL6ABK07	A4, D3
HCL6ABK07X24	D3
HCL6ABK10	A4, D3
HCL6ABK10X24	D3
HCL6ABK15	A4, D3
HCL6ABK15X24	D3
HCL6ABK20	A4, D3
HCL6ABK25	A4, D3
HCL6AGN01	A4, D3
HCL6AGN01X24	D3
HCL6AGN03	A4, D3
HCL6AGN03X24	D3
HCL6AGN05	A4, D3
HCL6AGN05X24	D3
HCL6AGN07	A4, D3
HCL6AGN07X24	D3
HCL6AGN10	A4, D3
HCL6AGN10X24	D3
HCL6AGN15	A4, D3
HCL6AGN15X24	D3
HCL6AGN20	A4, D3
HCL6AGN25	A4, D3
HCL6AGY01	A4, D3
HCL6AGY01X24	D3
HCL6AGY03	A4, D3
HCL6AGY03X24	D3
HCL6AGY05	A4, D3
HCL6AGY05X24	D3
HCL6AGY07	A4, D3
HCL6AGY07X24	D3
HCL6AGY10	A4, D3
HCL6AGY10X24	D3
HCL6AGY15	A4, D3
HCL6AGY15X24	D3
HCL6AGY20	A4, D3
HCL6AGY25	A4, D3
HCL6AOR01	A4, D3
HCL6AOR01X24	D3
HCL6AOR03	A4, D3
HCL6AOR03X24	D3
HCL6AOR05	A4, D3
HCL6AOR05X24	D3
HCL6AOR07	A4, D3
HCL6AOR07X24	D3
HCL6AOR10	A4, D3
HCL6AOR10X24	D3
HCL6AOR15	A4, D3
HCL6AOR15X24	D3
HCL6AOR20	A4, D3
HCL6AOR25	A4, D3
HCL6AP01	A4, D3
HCL6AP01X24	D3
HCL6AP03	A4, D3
HCL6AP03X24	D3
HCL6AP05	A4, D3
HCL6AP05X24	D3

Catalog No.	Page
HCL6AP07	A4, D3
HCL6AP07X24	D3
HCL6AP10	A4, D3
HCL6AP10X24	D3
HCL6AP15	A4, D3
HCL6AP15X24	D3
HCL6AP20	A4, D3
HCL6AP25	A4, D3
HCL6APK01	A4, D3
HCL6APK01X24	D3
HCL6APK03	A4, D3
HCL6APK03X24	D3
HCL6APK05	A4, D3
HCL6APK05X24	D3
HCL6APK07	A4, D3
HCL6APK07X24	D3
HCL6APK10	A4, D3
HCL6APK10X24	D3
HCL6APK15	A4, D3
HCL6APK15X24	D3
HCL6APK20	A4, D3
HCL6APK25	A4, D3
HCL6AR01	A4, D3
HCL6AR01X24	D3
HCL6AR03	A4, D3
HCL6AR03X24	D3
HCL6AR05	A4, D3
HCL6AR07	A4, D3
HCL6AR07X24	D3
HCL6AR10	A4, D3
HCL6AR10X24	D3
HCL6AR15	A4, D3
HCL6AR15X24	D3
HCL6AR20	A4, D3
HCL6AR25	A4, D3
HCL6AW01	A4, D3
HCL6AW01X24	D3
HCL6AW03	A4, D3
HCL6AW03X24	D3
HCL6AW05	A4, D3
HCL6AW05X24	D3
HCL6AW07	A4, D3
HCL6AW07X24	D3
HCL6AW10	A4, D3
HCL6AW10X24	D3
HCL6AW15	A4, D3
HCL6AW15X24	D3
HCL6AW20	A4, D3
HCL6AW25	A4, D3
HCL6AY01	A4, D3
HCL6AY01X24	D3
HCL6AY03	A4, D3
HCL6AY03X24	D3
HCL6AY05	A4, D3
HCL6AY05X24	D3
HCL6AY07	A4, D3
HCL6AY07X24	D3
HCL6AY10	A4, D3
HCL6AY10X24	D3
HCL6AY15	A4, D3
HCL6AY15X24	D3
HCL6AY20	A4, D3
HCL6AY25	A4, D3
HCL6B01	D5
HCL6B01X24	D5
HCL6B03	D5
HCL6B03X24	D5
HCL6B05	D5
HCL6B05X24	D5
HCL6B07	D5
HCL6B07X24	D5
HCL6B10	D5
HCL6B10X24	D5
HCL6B15	D5
HCL6B15X24	D5
HCL6B20	D5
HCL6B25	D5
HCL6BK01	D5
HCL6BK01X24	D5
HCL6BK03	D5
HCL6BK03X24	D5
HCL6BK05	D5
HCL6BK05X24	D5
HCL6BK07	D5
HCL6BK07X24	D5
HCL6BK10	D5
HCL6BK10X24	D5
HCL6BK15	D5
HCL6BK15X24	D5
HCL6BK20	D5
HCL6BK25	D5
HCL6GN01	D5
HCL6GN01X24	D5
HCL6GN03	D5
HCL6GN03X24	D5
HCL6GN05	D5
HCL6GN05X24	D5
HCL6GN07	D5
HCL6GN07X24	D5
HCL6GN10	D5
HCL6GN10X24	D5
HCL6GN15	D5
HCL6GN15X24	D5
HCL6GN20	D5
HCL6GN25	D5
HCL6GY01	D5
HCL6GY01X24	D5
HCL6GY03	D5
HCL6GY03X24	D5
HCL6GY05	D5
HCL6GY05X24	D5
HCL6GY07	D5
HCL6GY07X24	D5
HCL6GY10	D5
HCL6GY10X24	D5
HCL6GY15	D5
HCL6GY15X24	D5
HCL6GY20	D5
HCL6GY25	D5
HCL6OR01	D5
HCL6OR01X24	D5
HCL6OR03	D5
HCL6OR03X24	D5
HCL6OR05	D5
HCL6OR05X24	D5
HCL6OR07	D5
HCL6OR07X24	D5
HCL6OR10	D5
HCL6OR10X24	D5
HCL6OR15	D5
HCL6OR15X24	D5
HCL6OR20	D5
HCL6OR25	D5
HCL6P01	D5
HCL6P01X24	D5
HCL6P03	D5
HCL6P03X24	D5
HCL6P05	D5
HCL6P05X24	D5
HCL6P07	D5
HCL6P07X24	D5
HCL6P10	D5
HCL6P10X24	D5
HCL6P15	D5
HCL6P15X24	D5
HCL6P20	D5
HCL6P25	D5
HCL6PK01	D5
HCL6PK01X24	D5
HCL6PK03	D5
HCL6PK03X24	D5
HCL6PK05	D5
HCL6PK05X24	D5
HCL6PK07	D5
HCL6PK07X24	D5
HCL6PK10	D5
HCL6PK10X24	D5
HCL6PK15	D5
HCL6PK15X24	D5
HCL6PK20	D5
HCL6PK25	D5
HCL6R01	D5
HCL6R01X24	D5
HCL6R03	D5
HCL6R03X24	D5
HCL6R05	D5
HCL6R05X24	D5
HCL6R07	D5
HCL6R07X24	D5
HCL6R10	D5
HCL6R10X24	D5
HCL6R15	D5
HCL6R15X24	D5
HCL6R20	D5
HCL6R25	D5
HCL6W01	D5
HCL6W01X24	D5
HCL6W03	D5
HCL6W03X24	D5
HCL6W05	D5
HCL6W05X24	D5
HCL6W07	D5
HCL6W07X24	D5
HCL6W10	D5
HCL6W10X24	D5
HCL6W15	D5
HCL6W15X24	D5
HCL6W20	D5
HCL6W25	D5
HCL6Y01	D5
HCL6Y01X24	D5
HCL6Y03	D5
HCL6Y03X24	D5
HCL6Y05	D5
HCL6Y05X24	D5
HCL6Y07	D5
HCL6Y07X24	D5
HCL6Y10	D5

Catalog No.	Page
HCL6Y10X24	D5
HCL6Y15	D5
HCL6Y15X24	D5
HCL6Y20	D5
HCL6Y25	D5
HCSPTOOL1	D4, D6
HDH10BK	F10, V4
HDH15BK	F10, V4
HDH20BK	F10, V4
HDH25BK	F10, V4
HDH30BK	F10, V4
HDMIC14	F10
HDMIDC5V	F4
HDMIT14	F10
HDPC03BK	F4, F10, V4
HDPC06BK	F4, F10, V4
HDPCLC50G3M1	H4
HDPCLC50G3M2	H4
HDPCLC50G3M3	H4
HDPCLC50G3M5	H4
HDPCLC50G4M1	H4
HDPCLC50G4M2	H4
HDPCLC50G4M3	H4
HDPCLC50G4M5	H4
HDPCLCPRPG3M1	H5
HDPCLCPRPG3M2	H5
HDPCLCPRPG3M3	H5
HDPCLCPRPG3M5	H5
HDPCLCPRPG4M1	H5
HDPCLCPRPG4M2	H5
HDPCLCPRPG4M3	H5
HDPCLCPRPG4M5	H5
HDPCLCPRPSM1	H5
HDPCLCPRPSM2	H5
HDPCLCPRPSM3	H5
HDPCLCPRPSM5	H5
HDPCLCRPG3M1	H5
HDPCLCRPG3M2	H5
HDPCLCRPG3M3	H5
HDPCLCRPG3M5	H5
HDPCLCRPG4M1	H5
HDPCLCRPG4M2	H5
HDPCLCRPG4M3	H5
HDPCLCRPG4M5	H5
HDPCLCRPSM1	H5
HDPCLCRPSM2	H5
HDPCLCRPSM3	H5
HDPCLCRPSM5	H5
HDPCLCSC50G3M1	H4
HDPCLCSC50G3M2	H4
HDPCLCSC50G3M3	H4
HDPCLCSC50G3M5	H4
HDPCLCSC50G4M1	H4
HDPCLCSC50G4M2	H4
HDPCLCSC50G4M3	H4
HDPCLCSC50G4M5	H4
HDPCLCSCSM1	H4
HDPCLCSCSM2	H4
HDPCLCSCSM3	H4
HDPCLCSCSM5	H4
HDPCLCSM1	H4
HDPCLCSM2	H4
HDPCLCSM3	H4
HDPCLCSM5	H4
HDPCMUMUS1	H4
HDPCMUMUS10F	H4
HDPCMUMUS2	H4
HDPCMUMUS20F	H4
HDPCMUMUS3	H4
HDPCMUMUS30F	H4
HDPCMUMUS5	H4
HDPCMUMUS50F	H4
HEQ12	N4
HEQ12S	N4
HEQ18	N4
HEQ18S	N4
HEQ24	N4
HEQ24S	N4
HFCD1002P3	I3
HFCD1002P4	I3
HFCD1002P6	I3
HFCD1002PS	I3
HFCD1002R3	I3
HFCD1002R4	I3
HFCD1002R6	I3
HFCD1002RS	I3
HFCD1006P3	I3
HFCD1006P4	I3
HFCD1006P6	I3
HFCD1006PS	I3
HFCD1006R3	I3
HFCD1006R4	I3
HFCD1006R6	I3
HFCD1006RS	I3
HFCD1012P3	I3
HFCD1012P4	I3
HFCD1012P6	I3
HFCD1012PS	I3
HFCD1012R3	I3
HFCD1012R4	I3
HFCD1012R6	I3
HFCD1012RS	I3
HFCD1024P3	I3
HFCD1024P4	I3
HFCD1024P6	I3
HFCD1024PS	I3
HFCD1024R3	I3
HFCD1024R4	I3
HFCD1024R6	I3
HFCD1024RS	I3
HFCD14002P3BK	I4
HFCD14002P4BK	I4
HFCD14002P6BK	I4
HFCD14002PSBK	I4
HFCD14002R3BK	I4
HFCD14002R4BK	I4
HFCD14002R6BK	I4
HFCD14002RSBK	I4
HFCD14006P3BK	I4
HFCD14006P4BK	I4
HFCD14006P6BK	I4
HFCD14006PSBK	I4
HFCD14006R3BK	I4
HFCD14006R4BK	I4
HFCD14006R6BK	I4
HFCD14006RSBK	I4
HFCD14012P3BK	I4
HFCD14012P4BK	I4
HFCD14012P6BK	I4
HFCD14012PSBK	I4
HFCD14012R3BK	I4
HFCD14012R4BK	I4
HFCD14012R6BK	I4
HFCD14012RSBK	I4
HFCD14024P3BK	I4
HFCD14024P4BK	I4
HFCD14024P6BK	I4
HFCD14024PSBK	I4
HFCD14024R3BK	I4
HFCD14024R4BK	I4
HFCD14024R6BK	I4
HFCD14024RSBK	I4
HFCD14048P3BK	I4
HFCD14048P4BK	I4
HFCD14048PSBK	I4
HFCD14048R3BK	I4
HFCD14048R4BK	I4
HFCD14048RSBK	I4
HFCD14072P3BK	I4
HFCD14072P4BK	I4
HFCD14072PSBK	I4
HFCD14072R3BK	I4
HFCD14072R4BK	I4
HFCD14072RSBK	I4
HFCD15006P3	I3
HFCD15006P4	I3
HFCD15006P6	I3
HFCD15006PS	I3
HFCD15006R3	I3
HFCD15006R4	I3
HFCD15006R6	I3
HFCD15006RS	I3
HFCD15012P3	I3
HFCD15012P4	I3
HFCD15012P6	I3
HFCD15012PS	I3
HFCD15012R3	I3
HFCD15012R4	I3
HFCD15012R6	I3
HFCD15012RS	I3
HFCD15024P3	I3
HFCD15024P4	I3
HFCD15024P6	I3
HFCD15024PS	I3
HFCD15024R3	I3
HFCD15024R4	I3
HFCD15024R6	I3
HFCD15024RS	I3
HFCD15048P3	I3
HFCD15048P4	I3
HFCD15048PS	I3
HFCD15048R3	I3
HFCD15048R4	I3
HFCD15048RS	I3
HFCD19006P3BK	I4
HFCD19006P4BK	I4
HFCD19006PSBK	I4
HFCD19006R3BK	I4
HFCD19006R4BK	I4
HFCD19006R6BK	I4
HFCD19006RSBK	I4
HFCD19012P3BK	I4
HFCD19012P4BK	I4
HFCD19012PSBK	I4
HFCD19012R3BK	I4
HFCD19012R4BK	I4
HFCD19012R6BK	I4
HFCD19012RSBK	I4

Catalog No.	Page
HFCD19024P3BK	I4
HFCD19024P4BK	I4
HFCD19024PSBK	I4
HFCD19024R3BK	I4
HFCD19024R4BK	I4
HFCD19024R6BK	I4
HFCD19024RSBK	I4
HFCD19048P3BK	I4
HFCD19048P4BK	I4
HFCD19048PSBK	I4
HFCD19048R3BK	I4
HFCD19048R4BK	I4
HFCD19048RSBK	I4
HFCD1M12048P3	I3
HFCD1M12048P4	I3
HFCD1M12048PS	I3
HFCD1M12048R3	I3
HFCD1M12048R4	I3
HFCD1M12048RS	I3
HFCD1M12072P3	I3
HFCD1M12072P4	I3
HFCD1M12072PS	I3
HFCD1M12072R3	I3
HFCD1M12072R4	I3
HFCD1M12072RS	I3
HFCH2006P3BK	I6
HFCH2006P4BK	I6
HFCH2006P6BK	I6
HFCH2006PSBK	I6
HFCH2006R3BK	I6
HFCH2006R4BK	I6
HFCH2006R6BK	I6
HFCH2006RSBK	I6
HFCH2012P3BK	I6
HFCH2012P4BK	I6
HFCH2012P6BK	I6
HFCH2012PSBK	I6
HFCH2012R3BK	I6
HFCH2012R4BK	I6
HFCH2012R6BK	I6
HFCH2012RSBK	I6
HFCH2024P3BK	I6
HFCH2024P4BK	I6
HFCH2024P6BK	I6
HFCH2024PSBK	I6
HFCH2024R3BK	I6
HFCH2024R4BK	I6
HFCH2024R6BK	I6
HFCH2024RSBK	I6
HFCH2048P3BK	I6
HFCH2048P4BK	I6
HFCH2048PSBK	I6
HFCH2048R3BK	I6
HFCH2048R4BK	I6
HFCH2048RSBK	I6
HFCH2072P3BK	I6
HFCH2072P4BK	I6
HFCH2072PSBK	I6
HFCH2072R3BK	I6
HFCH2072R4BK	I6
HFCH2072RSBK	I6
HFCH2096PSBK	I6
HFCH2096RSBK	I6
HFCH2144PSBK	I6
HFCH2144RSBK	I6
HFCH3006BK3	I6
HFCH3006BK4	I6
HFCH3006BK6	I6
HFCH3006BKS	I6
HFCH3012BK3	I6
HFCH3012BK4	I6
HFCH3012BK6	I6
HFCH3012BKS	I6
HFCH3024BK3	I6
HFCH3024BK4	I6
HFCH3024BK6	I6
HFCH3024BKS	I6
HFCH3048BK3	I6
HFCH3048BK4	I6
HFCH3048BKS	I6
HFCH3072BK3	I6
HFCH3072BK4	I6
HFCH3072BKS	I6
HFCH3096BKS	I6
HFCH3144BKS	I6
HFCH4006BK3	I7
HFCH4006BK4	I7
HFCH4006BK6	I7
HFCH4006BKS	I7
HFCH4012BK3	I7
HFCH4012BK4	I7
HFCH4012BK6	I7
HFCH4012BKS	I7
HFCH4024BK3	I7
HFCH4024BK4	I7
HFCH4024BK6	I7
HFCH4024BKS	I7
HFCH4048BK3	I7
HFCH4048BK4	I7
HFCH4048BKS	I7
HFCH4072BK3	I7
HFCH4072BK4	I7
HFCH4072BKS	I7
HFCH4096BKS	I7
HFCH4144BKS	I7
HFCH5006BK3	I7
HFCH5006BK4	I7
HFCH5006BKS	I7
HFCH5012BK3	I7
HFCH5012BK4	I7
HFCH5012BKS	I7
HFCH5024BK3	I7
HFCH5024BK4	I7
HFCH5024BKS	I7
HFCH5048BK3	I7
HFCH5048BK4	I7
HFCH5048BKS	I7
HFCH5072BK3	I7
HFCH5072BK4	I7
HFCH5072BKS	I7
HFCH5096BKS	I7
HFCH5144BKS	I7
HFM1	B15, T14
HFM2	B15, T14
HFM2A2	B15, T14
HFP45	B15, T14
HFP90	B15, T14
HGB025DBS	P13
HGB1224ST	P13
HGB24AP	P13
HGB25CNWH	P13
HGB25PPW	P13
HGB38CNWH	P13
HGBBD12	P13
HGBBD18	P13
HGBBD24	P13
HGBBD6S10	P13
HGBBD8	P13
HGBBD9S10	P13
HGBBGBL4	P10
HGBCL501	P10
HGBCWB2	P13
HGBESDBC	P13
HGBESDBM	P13
HGBESDKT10	P13
HGBESDLBL	P13
HGBGAR1526	P9
HGBGAR1726	P9
HGBGAR1826	P9
HGBGAR1926	P9
HGBGAR2026	P9
HGBGAR2126	P9
HGBGAR2226	P9
HGBGAR2426	P9
HGBGAR8629	P9
HGBGNDLBL	P13
HGBGP1526G1	P9
HGBGRF4C3	P9
HGBGXP1828RF	P9
HGBHF12	P13
HGBHF14	P13
HGBHF18	P13
HGBHF24	P13
HGBHF30	P13
HGBHF7	P13
HGBHF9	P13
HGBKA6U	P10
HGBKLU35	P10
HGBKS17	P10
HGBKS20	P10
HGBKS22	P10
HGBKS23	P10
HGBKS25	P10
HGBKS26	P10
HGBKS27	P10
HGBKS29	P10
HGBL01D	P5
HGBL01D1	P5
HGBL01DA	P5
HGBL01DB	P5
HGBL01DB1	P5
HGBL01S	P5
HGBL01SA	P5
HGBL02D	P5
HGBL02D1	P5
HGBL02D45	P5
HGBL02D90	P5
HGBL02DA	P5
HGBL02DB	P5
HGBL02DB1	P5
HGBL02DB90	P5
HGBL02S	P5
HGBL02SA	P5
HGBL02SF	P5
HGBL04D	P5
HGBL04D1	P5
HGBL04D45	P5
HGBL04D90	P5

Catalog No.	Page
HGBL04DA	P5
HGBL04DB	P5
HGBL04DB1	P5
HGBL04DB90	P5
HGBL04S	P5
HGBL04S1	P5
HGBL04SF	P5
HGBL06D	P5
HGBL06D1	P5
HGBL06D45	P5
HGBL06D90	P5
HGBL06DA	P5
HGBL06DB	P5
HGBL06DB1	P5
HGBL06DB90	P5
HGBL06DF1	P5
HGBL06DK	P5
HGBL06DKN	P5
HGBL06DN1	P5
HGBL06S	P5
HGBL06S1	P5
HGBL06SF	P5
HGBL06SF1	P5
HGBL06SN	P5
HGBL10D	P5
HGBL10D1	P5
HGBL10D45	P5
HGBL10D90	P5
HGBL10DA	P5
HGBL10DB	P5
HGBL10DB1	P5
HGBL10DB90	P5
HGBL10S	P5
HGBL10SA	P5
HGBL20D	P5
HGBL20D1	P5
HGBL20DA	P5
HGBL20DB	P5
HGBL20DB1	P5
HGBL20SA	P5
HGBL250DB	P5
HGBL300DB	P5
HGBL30DA	P5
HGBL30DB	P5
HGBL30DB1	P5
HGBL30SA	P5
HGBL350DB	P5
HGBL40DB	P5
HGBL40DB1	P5
HGBL500DB	P5
HGBL600DB	P5
HGBL750DB	P5
HGBM6ST	P13
HGBP8A	P13
HGBSC2	P10
HGBSC20	P10
HGBSC4	P10
HGBSETH	P14
HGBTEBCBRKL10	P14
HGBTEBCBRKR	P14
HGBTEBCBRKW10	P14
HGBVRBKT	P14
HGRKTD30DN	P4
HGRKTD30KS25	P4
HGRKTD30S	P4
HGRKTD45C46	O6
HGRKTD45DF	P4
HGRKTD45DFXX	P4
HGRKTD45DN	O6
HGRKTD45DN	P4
HGRKTD60C46	P4
HGRKTD9D	P4
HGRKTD9DXX10	P4
HGRKTDA144D	P4
HGRKTDA30C46	P4
HGRKTDA60C46	P4
HGRKTDK11DKXH	P4
HGRKTHC	P3
HGRKTHC10	P3
HGRKTHT	P3
HGRKTHT10	P3
HGRKTKA9KA5	P14
HGRKTLBL	P13
HGRKTS9S	P4
HGRKTTGB10A	P3
HGRKTTMGB16H	P3
HGRKTVC	P3
HGRKTVC10	P3
HGRKTVT	P3
HGRKTVT10	P3
HGRKTWB5	P14
HGRKTWC45	P14
HGRKTX240D	P4
HGRKTX360D	P4
HI114PY	U5
HI124PY	U5
HI14GY	U5
HI14XGY	U6
HI1CB2G	U6
HI1CBSS	U6
HI24GY	U5
HI24XGY	U6
HI2CB2G	U6
HI2CBSS	U6
HI44XGY	U6
HI6	U3
HI603AA	U4
HI603AE	U4
HI603EE	U4
HI605AA	U4
HI605AE	U4
HI605EE	U4
HI607AA	U4
HI607AE	U4
HI607EE	U4
HI610AA	U4
HI610AE	U4
HI610EE	U4
HI615AA	U4
HI615AE	U4
HI615EE	U4
HI620AA	U4
HI620AE	U4
HI620EE	U4
HI625AA	U4
HI625AE	U4
HI625EE	U4
HI630AA	U4
HI630AE	U4
HI630EE	U4
HI635AA	U4
HI635AE	U4
HI635EE	U4
HI640AA	U4
HI640AE	U4
HI640EE	U4
HI645AA	U4
HI645AE	U4
HI645EE	U4
HI64XGY	U6
HI650AA	U4
HI650AE	U4
HI650EE	U4
HI6C	U3
HI6P	U4
HIC	U3
HICH	U4
HICP412G	N14, U8
HICPC	U4
HICPSS	N14, U8
HIDRUBCKIT	N13, U6
HIFD1L	U5
HIFD2L	U5
HIPC6100	U4
HISF11	U5
HISF12	U5
HISF22	U5
HISF24	U5
HIWP05GY	U5
HIWP75GY	U5
HJS6AB	A5, B4
HJS6AB24	A5, B4
HJS6ABK	A5, B4
HJS6ABK24	A5, B4
HJS6ABN	A5, B4
HJS6ABN24	A5, B4
HJS6AEI	A5, B4
HJS6AEI24	A5, B4
HJS6AGL	A5, B4
HJS6AGL24	A5, B4
HJS6AGN	A5, B4
HJS6AGN24	A5, B4
HJS6AGY	A5, B4
HJS6AGY24	A5, B4
HJS6AOR	A5, B4
HJS6AOR24	A5, B4
HJS6AOW	A5, B4
HJS6AOW24	A5, B4
HJS6AP	A5, B4
HJS6AP24	A5, B4
HJS6APK	A5, B4
HJS6APK24	A5, B4
HJS6AR	A5, B4
HJS6AR24	A5, B4
HJS6AW	A5, B4
HJS6AW24	A5, B4
HJS6AY	A5, B4
HJS6AY24	A5, B4
HJS6AY24	B4
HJS6B	B4
HJS6B24	B4
HJS6BK	B4
HJS6BK24	B4
HJS6BN	B4
HJS6BN24	B4
HJS6EI	B4
HJS6EI24	B4
HJS6GL	B4

Catalog No.	Page
HJS6GL24	B4
HJS6GN	B4
HJS6GN24	B4
HJS6GY	B4
HJS6GY24	B4
HJS6OR	B4
HJS6OR24	B4
HJS6OW	B4
HJS6OW24	B4
HJS6P	B4
HJS6P24	B4
HJS6PK	B4
HJS6PK24	B4
HJS6R	B4
HJS6R24	B4
HJS6W	B4
HJS6W24	B4
HJS6Y	B4
HJS6Y24	B4
HJU6AB	A4, B3
HJU6AB24	A4, B3
HJU6ABK	A4, B3
HJU6ABK24	A4, B3
HJU6ABN	A4, B3
HJU6ABN24	A4, B3
HJU6AEI	A4, B3
HJU6AEI24	A4, B3
HJU6AGL	A4, B3
HJU6AGL24	A4, B3
HJU6AGN	A4, B3
HJU6AGN24	A4, B3
HJU6AGY	A4, B3
HJU6AGY24	A4, B3
HJU6AOR	A4, B3
HJU6AOR24	A4, B3
HJU6AOW	A4, B3
HJU6AOW24	A4, B3
HJU6AP	A4, B3
HJU6AP24	A4, B3
HJU6APK	A4, B3
HJU6APK24	A4, B3
HJU6AR	A4, B3
HJU6AR24	A4, B3
HJU6AW	A4, B3
HJU6AW24	A4, B3
HJU6AY	A4, B3
HJU6AY24	A4, B3
HLBSK	M4
HLCB	M3
HLCD06	M4
HLCD12	M4
HLCD18	M4
HLCDS	M4
HLCF	M4
HLCG	M3
HLCMK	M4
HLECPK2	M4
HLEK23	M4
HLEK46	M4
HLF0690B	M3
HLF0690G	M3
HLF1290B	M3
HLF1290G	M3
HLF1890B	M3
HLF1890G	M3
HLF2490B	M3
HLF2490G	M3
HLH14B	M4
HLH14G	M4
HLI0690B	M3
HLI0690G	M3
HLI1290B	M3
HLI1290G	M3
HLI1890B	M3
HLI1890G	M3
HLI2490B	M3
HLI2490G	M3
HLJ6C	B15, T14
HLJ6CA	B15, T14
HLJ6CP2	B15, T14
HLJ6CP4	B15, T14
HLJB	M4
HLMPK19	M4
HLMPK19D	M4
HLO0690B	M3
HLO0690G	M3
HLO1290B	M3
HLO1290G	M3
HLO1890B	M3
HLO1890G	M3
HLO2490B	M3
HLO2490G	M3
HLP06B	M4
HLP06G	M4
HLP08B	M4
HLP08G	M4
HLP10B	M4
HLP10G	M4
HLQ24	N5
HLQ24M	N5
HLQ36	N5
HLQ36M	N5
HLQ48	N5
HLQ48M	N5
HLQFF	N5
HLQFK	N5
HLRF	M4
HLS0606B	M3
HLS0606G	M3
HLS0612B	M3
HLS0612G	M3
HLS0618B	M3
HLS0618G	M3
HLS0624B	M3
HLS0624G	M3
HLS1006B	M3
HLS1006G	M3
HLS1012B	M3
HLS1012G	M3
HLS1018B	M3
HLS1018G	M3
HLS1024B	M3
HLS1024G	M3
HLSSK	M4
HLTK	M4
HLTSB06B	M4
HLTSB06G	M4
HLTSB12B	M4
HLTSB12G	M4
HLTSB18B	M4
HLTSB18G	M4
HLTSB24B	M4
HLTSB24G	M4
HLVWBK	M4
HLWRK	M4
HLX0612	M4
HLX0612G	M4
HLX1518	M4
HLX1518G	M4
HLX24	M4
HLX24G	M4
HM12C	L4
HM14	L4
HM14C	L4
HM177C	L4
HM17C	L4
HM1C	L4
HM22C	L4
HM24	L4
HM24C	L4
HM277C	L4
HM27C	L4
HM2C	L4
HM34	L4
HM34C	L4
HM377C	L4
HM37C	L4
HM3C	L4
HM44	L4
HM44C	L4
HM477C	L4
HM47C	L4
HM4C	L4
HMD7	P11
HMRBBK	B12, T12
HMRBGY	B12, T12
HMRC840	P11
HOUR840	P11
HP12IMU	C8
HP5E24	A7, C6
HP5E24A	A7, C6
HP5E24W	A7, C6
HP5E48	A7, C6
HP5E48A	A7, C6
HP5E48W	A7, C6
HP5E96	C6
HP624	A6, C5
HP624A	A6, C5
HP624W	A6, C5
HP648	A6, C5
HP648A	A6, C5
HP648W	A6, C5
HP696	C5
HP6A12	C5, C6
HP6A24	A4
HP6A24A	A4
HP6A24W	A4
HP6A48	A4
HP6A48A	A4
HP6A48W	A4
HPAT600LI	P11
HPAT750LI	P11
HPD8	C8, F4
HPENEA0550	P13
HPJ1289	C4, C8
HPJ24	C4, C8
HPJ24A	C4, C8
HPJ24W	C4, C8

Catalog No.	Page
HPJ48	C4, C8
HPJ48A	C4, C8
HPJ48W	C4, C8
HPJ6A24	C4
HPJ6A24A	C4
HPJ6A48	C4
HPJ6A48A	C4
HPJ6M	C8
HPJ72	C4, C8
HPJLBL4800	C4, C8
HPJS24	A5, C8
HPJS24A	A5, C8
HPJS48	A5, C8
HPJS48A	A5, C8
HPLBL4800	C5, C6
HPRCMB	C4, C5, C6, C8
HPSC12	C5, C6
HPW48RR19	K3
HPW66B16	C12
HPW66B350	C12
HPW66B36	C12
HPW66B425	C12
HPW66BB	C12
HPW66BCVR	C12
HPW66M125	C12
HPW66M150	C12
HPW66M150C5	C12
HPW66MCVR	C12
HPW66RR19	K3
HPW66SPLA	C12
HPW66SPLB	C12
HPW84RR19	K3
HPW84RR19D	K4
HPW84RR19ML	K3
HPW84RR23	K3
HPW89B	C12
HPW89D	C12
HPW90RR19	K3
HPW96RR19	K3
HPWCVFBK120	L10
HPWCVFBK8	L10
HPWCVFBL8	L10
HPWCVFOR8	L10
HPWCVFRD8	L10
HPWCVFYL8	L10
HPWRRA	K6
HPWWMR24	K9
HPWWMR36	K9
HPWWMR48	K9
HQKSD24	N13
HQKSD36	N13
HQKSD48	N13
HQKWD24	N13
HQKWD36	N13
HQKWD48	N13
HRR45U10	K5
HRR45U16	K5
HRRP	K6
HRRP3	K6
HRRPW	K6
HS13	L6
HS136C	L6
HS13C	L6
HS16C	L6
HS1C	L6
HS23	L6
HS236C	L6
HS23C	L6
HS26C	L6
HS2C	L6
HSB115	L9
HSB12BK	T11
HSB12EI	T11
HSB12GY	T11
HSB12OW	T11
HSB12W	T11
HSB1BK	T11, V16
HSB1BKP	T11
HSB1EI	T11, V16
HSB1EIP	T11
HSB1GY	T11, V16
HSB1GYP	T11
HSB1OW	T11, V16
HSB1OWP	T11
HSB1W	T11, V16
HSB1WP	T11
HSB215	L9
HSB2BK	T11, V16
HSB2BKP	T11
HSB2EI	T11, V16
HSB2EIP	T11
HSB2GY	T11, V16
HSB2GYP	T11
HSB2OW	T11, V16
HSB2OWP	T11
HSB2W	T11, V16
HSB2WP	T11
HSB4BK	T11
HSB4EI	T11
HSB4GY	T11
HSB4OW	T11
HSB4W	T11
HSB6BK	T11
HSB6EI	T11
HSB6GY	T11
HSB6OW	T11
HSB6W	T11
HSC11P	K6, N12
HSC11P	O6
HSD13	L8
HSD23	L8
HSE46	L9
HSE712	L9
HSQ24	N6
HSQ2426	N6
HSQ2436	N6
HSQ24S	N6
HSQ24S26	N6
HSQ24S36	N6
HSQ36	N6
HSQ3626	N6
HSQ3636	N6
HSQ36S	N6
HSQ36S26	N6
HSQ36S36	N6
HSQ48	N6
HSQ4826	N6
HSQ4836	N6
HSQ48S	N6
HSQ48S26	N6
HSQ48S36	N6
HSQKMB20	N13
HSQKMB26	N13
HSQKMB36	N13
HU0	P12
HU1104	P12
HU1105	P12
HU1CRT	P12
HU25RT	P12
HU26RT	P12
HU27RT	P12
HU28RT	P12
HU29RT	P12
HU2CRT	P12
HU30RT	P12
HU31RT	P12
HU34RT	P12
HU36RT	P12
HU39RT	P12
HU4CRT	P12
HU5CRT	P12
HU654	P12
HU997	P12
HUBG	P12
HUC	P12
HUC1	P12
HUC2	P12
HUC25	P12
HUC26	P12
HUC4	P12
HUDIECASE	P12
HVFBK5600	L10
HVFBK575	L10
HVFBK575S	L10
HVFBK5875	L10
HW1CRT	P12
HW25RT	P12
HW25VT	P12
HW26RT	P12
HW26VT	P12
HW27RT	P12
HW27VT	P12
HW28VT	P12
HW29VT	P12
HW2CRT	P12
HW2CVT	P12
HW30VT	P12
HW31VT	P12
HW34VT	P12
HW4CRT	P12
HW5CRT	P12
HWAPLGY	F6, T5
HWAPLOW	F6, T5
HWAPLW	F6, T5
HWBG	P12
HWCC	P12
HWDIECASE	P12
HWDIETREE	P12
HWK12M6	N13
HWK241224	N13
HWK361224	N13
HWK481224	N13
HWK6M6	N13
HWK9M6	N13
HWKF120	N11
HWKF230	N11
HWKFF	N11
HWKGT	N12

Catalog No.	Page
HWM2KBK10	F6, T5
HWM2KGY10	F6, T5
HWM2KI10	F6, T5
HWM2KW10	F6, T5
HWO	P12
HX1CRT	P12
HX25CRT	P12
HX26CRT	P12
HX27CRT	P12
HX2CRT	P12
HX4CRT	P12
HX5CRT	P12
HXBG	P12
HXJ5EB	A7, B5
HXJ5EB24	A7, B5
HXJ5EBK	A7, B5
HXJ5EBK24	A7, B5
HXJ5EEI24	A7, B5
HXJ5EGL24	A7, B5
HXJ5EGN	A7, B5
HXJ5EGN24	A7, B5
HXJ5EGY	A7, B5
HXJ5EGY24	A7, B5
HXJ5EOR	B5
HXJ5EOR24	A7, B5
HXJ5EOW	A7, B5, S64
HXJ5EOW24	A7, B5
HXJ5EP24	A7, B5
HXJ5ER	A7
HXJ5ER24	A7, B5
HXJ5EW	A7, B5
HXJ5EW24	A7, B5
HXJ5EY	A7, B5
HXJ5EY24	A7, B5
HXJ6B	A6, B5
HXJ6B24	A6, B5
HXJ6BK	A6, B5
HXJ6BK24	A6, B5
HXJ6EI	A6, B5
HXJ6EI24	A6, B5
HXJ6GL24	A6, B5
HXJ6GN	A6, B5
HXJ6GN24	A6, B5
HXJ6GY	A6, B5
HXJ6GY24	A6, B5
HXJ6OR	A6, B5
HXJ6OR24	A6, B5
HXJ6OW	A6, B5, S64
HXJ6OW24	A6, B5
HXJ6P24	A6, B5
HXJ6R	A6, B5
HXJ6R24	A6, B5
HXJ6W	A6, B5
HXJ6W24	A6, B5
HXJ6Y	A6, B5
HXJ6Y24	A6, B5
HXJDC25	B6
HXJUB	B5
HXJUBK	B5
HXJUEI	B5
HXJUGN	B5
HXJUGY	B5
HXJUOR	B5
HXJUOW	B5, S64
HXJUR	B5
HXJUW	B5
HXJUY	B5
HY750CHSXT	P11
HYC1L12	P8
HYC25L12	P8
HYC26C2	P8
HYC26C26	P8
HYC26L12	P8
HYC27L12	P8
HYC28C2	P8
HYC28C26	P8
HYC28C28	P8
HYC2C2	P8
HYC2C4	P8
HYC2L12	P8
HYC4C4	P8
HYC4C6	P8
HYC4L12	P8
HYG14B2TC2C2C	P7
HYG14B2TC2C6C	P7
HYG14BTC28	P7
HYGHA02	P7
HYGHA25	P7
HYGHA26	P7
HYGHA27	P7
HYGIBS338	P7
HYGIBS400	P7
HYGIBS462	P7
HYGIBS550	P7
HYGIBW338	P7
HYGIBW400	P7
HYGIBW462	P7
HYGIBW550	P7
HYH2929	P8
HYH2929WC	P8
HYH292C	P8
HYH29WC	P8
HYH2C2C	P8
HYH2CWC	P8
HYH3429	P8
HYH3434	P8
HYH3931	P8
HYH3939	P8
HYH6C6C	P8
HYH6CWC	P8
IB100	B6
IB100C	B6
IB100T	B6
IBK100	B6
IBK100C	B6
IBK100T	B6
IBN100	B6
IBN100C	B6
IBN100T	B6
ICK23	K8
ICKC	K8
ICKCL7	K8
ICKCL9	K8
ICKL	K8
ICKP20	K8
ICKP20IG	K8
ICKPM	K8
ICKSS	K8, L4, L5
ICKSS6	K8, L4
ICKSS9	K8, L4
IDF24	N3
IDF32	N3
IDF42	N3
IEI100	B6
IEI100C	B6
IEI100T	B6
IFP11BK	B7, T3
IFP11EI	B7, T3
IFP11GY	B7, T3
IFP11OW	B7, T3
IFP11W	B7, T3
IFP126GY	B9, S46, T7
IFP126OW	B9, S46, S64, T7
IFP126W	B9, T7
IFP12BK	B7, T3
IFP12EI	B7, S46, T3
IFP12GY	B7, S46, T3
IFP12OW	B7, S64, T3
IFP12W	B7, T3
IFP13BK	B7, T3
IFP13EI	B7, S46, T3
IFP13GY	B7, S46, T3
IFP13GY	S46
IFP13GY	T3
IFP13OW	B7, S64, T3
IFP13OW	S64
IFP13OW	T3
IFP13W	B7, T3
IFP14BK	B7, T3
IFP14EI	B7, S46, T3
IFP14GY	B7, S46, T3
IFP14OW	B7, S64, T3
IFP14W	B7, T3
IFP16BK	B7, T3
IFP16EI	B7, S46, T3
IFP16GY	B7, S46, T3
IFP16OW	B7, S64, T3
IFP16OW	S64
IFP16W	B7, T3
IFP18OW	B10, S46, S64, T13
IFP212BK	B7, T3
IFP212EI	B7, T3
IFP212GY	B7, T3
IFP212OW	B7, S64, T3
IFP212W	B7, T3
IFP26BK	B7, T3
IFP26EI	B7, T3
IFP26GY	B7, T3
IFP26OW	B7, S64, T3
IFP26W	B7, T3
IFP29BK	B7, T3
IFP29EI	B7, T3
IFP29GY	B7, T3
IFP29OW	B7, S64, T3
IFP29W	B7, T3
IGN100	B6
IGN100C	B6
IGN100T	B6
IGY100	B6
IGY100C	B6
IGY100T	B6
IM15311015BK	F7
IM15311015EI	F7
IM15311015GY	F7
IM15311015OW	F7
IM15311015W	F7
IM153X2OW	F9
IM1IA15BK	F7, T6

Catalog No.	Page
IM1IA15EI	F7, S47, T6
IM1IA15GY	F7, S47, T6
IM1IA15OW	F7, T6
IM1IA15W	F7, T6
IM1K1BK	F7, T6
IM1K1EI	F7, S47, T6
IM1K1GY	F7, S47, T6
IM1K1OW	F7, T6
IM1K1W	F7, T6
IM1KA15BK	F7, T6
IM1KA15EI	F7, S47, T6
IM1KA15GY	F7, S47, T6
IM1KA15OW	F7, T6
IM1KA15W	F7, T6
IM1SCA15BK	F7, T6
IM1SCA15EI	F7, S47, T6
IM1SCA15GY	F7, S47, T6
IM1SCA15OW	F7, T6
IM1SCA15W	F7, T6
IM2IA15BK	F7, T6
IM2IA15EI	F7, S47, T6
IM2IA15GY	F7, S47, T6
IM2IA15OW	F7, T6
IM2IA15W	F7, T6
IM2K1BK	F7, T6
IM2K1EI	F7, S47, T6
IM2K1GY	F7, S47, T6
IM2K1OW	F7, T6
IM2K1W	F7, T6
IM2KA15BK	F7, T6
IM2KA15EI	F7, S47, T6
IM2KA15GY	F7, S47, T6
IM2KA15OW	F7, T6
IM2KA15W	F7, T6
IM2SCA2BK	F7, T6
IM2SCA2EI	F7, S47, T6
IM2SCA2GY	F7, S47, T6
IM2SCA2OW	F7, T6
IM2SCA2W	F7, T6
IM3RF1BK	F12
IM3RF1EI	F12
IM3RF1GY	F12
IM3RF1OW	F12
IM3RF1W	F12
IM3RS1BK	F12
IM3RS1EI	F12
IM3RS1GY	F12
IM3RS1OW	F12
IM3RS1W	F12
IMAVB15BK	F9
IMAVB15EI	F9
IMAVB15GY	F9
IMAVB15OW	F9
IMAVB15W	F9
IMB05BK	F7, T6
IMB05EI	F7, S47, T6
IMB05GY	F7, S47, T6
IMB05OW	F7, T6
IMB05W	F7, T6
IMB15BK	F7, T6
IMB15EI	F7, S47, T6
IMB15GY	F7, S47, T6
IMB15OW	F7, T6
IMB15W	F7, T6
IMB1BK	F7, T6
IMB1EI	F7, T6
IMB1GY	F7, S47, T6
IMB1OW	F7, T6
IMB1W	F7, T6
IMBDS1BK	F7, T6
IMBDS1EI	F7, T6
IMBDS1GY	F7, T6
IMBDS1OW	F7, T6
IMBDS1W	F7, T6
IMBDSA15BK	F7, T6
IMBDSA15EI	F7, T6
IMBDSA15GY	F7, T6
IMBDSA15OW	F7, T6
IMBDSA15W	F7, T6
IMBEI	S47
IMF1BK	F6, T5
IMF1EI	F6, S47, T5
IMF1GY	F6, S47, T5
IMF1OW	F6, S64, T5
IMF1W	F6, R24, T5
IMF2BK	F6, T5
IMF2EI	F6, S47, T5
IMF2GY	F6, S47, T5
IMF2OW	F6, S64, T5
IMF2W	F6, T5
IMF3BK	F6, T5
IMF3EI	F6, T5
IMF3GY	F6, T5
IMF3OW	F6, T5
IMF3W	F6, T5
IMF4BK	F6, T5
IMF4EI	F6, T5
IMF4GY	F6, T5
IMF4OW	F6, T5
IMF4W	F6, T5
IMFP1D1BK	F6, T5
IMFP1D1EI	F6, T5
IMFP1D1GY	F6, T5
IMFP1D1OW	F6, T5
IMFP1D1W	F6, T5
IMFP1D2BK	F6, T5
IMFP1D2EI	F6, T5
IMFP1D2GY	F6, T5
IMFP1D2OW	F6, T5
IMFP1D2W	F6, T5
IMFP1D3BK	F6, T5
IMFP1D3EI	F6, T5
IMFP1D3GY	F6, T5
IMFP1D3OW	F6, T5
IMFP1D3W	F6, T5
IMFP2BK	B9, F6, T5, T7
IMFP2D2BK	F6, T5
IMFP2D2EI	F6, T5
IMFP2D2GY	F6, T5
IMFP2D2OW	F6, T5
IMFP2D2W	F6, T5
IMFP2EI	B9, F6, T5, T7
IMFP2GY	B9, F6, T5, T7
IMFP2OW	B9, F6, T5, T7
IMFP2W	B9, F6, T5, T7
IMH110ST2BK	F4
IMH110ST2EI	F4
IMH110ST2GY	F4
IMH110ST2OW	F4
IMH110ST2W	F4
IMSP1BK	F13
IMSP1EI	F13
IMSP1GY	F13
IMSP1OW	F13
IMSP1W	F13
IMSS1	B8, F6, T5
IMSS2	B8, F6, T5
IMSS3	B8, F6, T5
IMSS4	B8, F6, T5
IMU1101BK	F4
IMU1101EI	F4
IMU1101GY	F4
IMU1101OW	F4
IMU1101W	F4
IMXLRM1BK	F9
IMXLRM1EI	F9
IMXLRM1GY	F9
IMXLRM1W	F9
IOR100	B6
IOR100C	B6
IOR100T	B6
IP100	B6
IP100C	B6
IP100T	B6
IR100	B6
IR100C	B6
IR100T	B6
IR211AFK	N9
IR221APG	N9
IR221PG	N7
IR221PS	N7
IR221UG	N7
IR222APG	N9
IR222PG	N8
IR3216APG	N9
IR321APG	N9
IR321PG	N7
IR321PS	N7
IR321UG	N7
IR322APG	N9
IR322PG	N8
IR323PG	N8, U8
IR323PS	N8, U8
IR4216APG	N9
IR421APG	N9
IR421PG	N7
IR421PS	N7
IR421UG	N7
IR422PG	N8
IR423PG	N8, U8
IR423PS	N8, U8
IRAC1	N10
IRAC2	N10
IRAC3	N10
IRF1224	N10
IRF1812	N10
IRH250	N11
IRH400	N11
IRPKSG	N7
IRPKSS	N7
IS7	K7
IS70718	K7
IS70920	K7
IS7E	K7
IS7M6	K7
IS7RFM6	K7
ISB12BK	B13
ISB12EI	B13

Catalog No.	Page
ISB12GY	B13
ISB12OW	B13
ISB12W	B13
ISB1BK	B13
ISB1BKP	B13
ISB1EI	B13
ISB1EIP	B13
ISB1GY	B13
ISB1GYP	B13
ISB1OW	B13
ISB1OWP	B13
ISB1W	B13
ISB1WP	B13
ISB2BK	B13
ISB2BKP	B13
ISB2EI	B13
ISB2EIP	B13
ISB2GY	B13
ISB2GYP	B13
ISB2OW	B13
ISB2OWP	B13
ISB2W	B13
ISB2WP	B13
ISB4BK	B13
ISB4EI	B13
ISB4GY	B13
ISB4OW	B13
ISB4W	B13
ISB6BK	B13
ISB6EI	B13
ISB6GY	B13
ISB6OW	B13
ISB6W	B13
ISF2BK	B9, R44
ISF2EI	B9, S46
ISF2GY	B9, S46
ISF2OW	B9, S64
ISF2W	B9
ISF3BK	B9
ISF3EI	B9, S46
ISF3GY	B9, S46
ISF3OW	B9, S64
ISF3W	B9
ISF4BK	B9, R44
ISF4EI	B9, S46
ISF4GY	B9, S46
ISF4OW	B9, S64
ISF4W	B9
ISF6BK	B9, R44
ISF6EI	B9, S46
ISF6GY	B9, S46
ISF6OW	B9, S64
ISF6W	B9
ISFB15BK	F7, T7
ISFB15EI	F7, T7
ISFB15GY	F7, T7
ISFB15OW	F7, T7
ISFB15W	F7, T7
ISFB215BK	F7, T7
ISFB215EI	F7, T7
ISFB215GY	F7, T7
ISFB215OW	F7, T7
ISFB215W	F7, T7
ISFBR15BK	F7, T7
ISFBR15EI	F7, T7
ISFBR15GY	F7, T7
ISFBR15OW	F7, T7
ISFBR15W	F7, T7
ISFH110BK	F4
ISFH110EI	F4
ISFH110GY	F4
ISFH110OW	F4
ISFH110W	F4
ISFHD4BK	F4
ISFHDR4BK	F4
ISFHDT421BK	F4
ISFHDT431BK	F4
ISFHDT4BK	F4
ISK4P	K8
ISK4P7	K8
ISK4P9	K8
IW100	B6
IW100C	B6
IW100T	B6
IY100	B6
IY100C	B6
IY100T	B6
KEY333	N15
KP1	S64
KP14	S64
KP14BK	S64
KP14GY	S46
KP14W	S64
KP1BK	S64
KP1GY	S46
KP1W	S64
KP2	S64
KP212	S64
KP212BK	S64
KP212GY	S46
KP212W	S64
KP2140	S64
KP2140BK	S64
KP2140GY	S46
KP2140W	S64
KP2162	S64
KP2162BK	S64
KP2162GY	S46
KP2162W	S64
KP2163	S64
KP2163BK	S64
KP2163GY	S46
KP2163W	S64
KP24	S64
KP24BK	S64
KP24W	S64
KP26	S64
KP262	S64
KP262BK	S64
KP262W	S64
KP26BK	S64
KP26GY	S46
KP26W	S64
KP2BK	S64
KP2W	S64
KP7	S64
KP720	S64
KP720BK	S64
KP720GY	S46
KP720W	S64
KP7BK	S64
KP7GY	S46
KP7W	S64
KP8	S64
KP82	S64
KP82BK	S64
KP82W	S64
KP8BK	S64
KP8GY	S46
KP8W	S64
KPIMBZBK	S64
KPIMBZGY	F6, S46, T5
KPIMBZOW	F6, S64, T5
KPIMBZW	S64
KPORTGY	S46
KPORTOW	S64
KPPANGY	S46
KPPANOW	S64
LBLCLPFCR12	J4
LBLKTFCR1U12	J4
LBLKTFCR2U12	J4
LBLKTFCR34U12	J4
MCCBP175	K6, O6
MCCBP350	K6, O6
MCCBP700	K6, O6
MCCCS19	K6, N12, O6
MCCCS19P	K6, N12, O6
MCCCWS19	K6, O6
MCCCWS19HD	K6, O6
MCCMV22BK10	L10
MCCMV5BK10	L10
MCCMV5BL10	L10
MCCMV5OR10	L10
MCCMV5PK10	L10
MCCMV5RD10	L10
MCCMV5YL10	L10
MCCMV9BK10	L10
MCCMV9BL10	L10
MCCMV9BS10	L10
MCCMV9OR10	L10
MCCMV9OS10	L10
MCCMV9PK10	L10
MCCMV9RD10	L10
MCCMV9YL10	L10
MCCPSHLF	N12, O6
MCCTELSHLF	O6
MCCVMR2	L7
MCCVMR22	L7
MSFPLC50G3M1	A8, H4
MSFPLC50G3M2	A8, H4
MSFPLC50G3M3	A8, H4
MSFPLC50G3M5	A8, H4
MSFPLC50G4M1	A8, H4
MSFPLC50G4M2	A8, H4
MSFPLC50G4M3	A8, H4
MSFPLC50G4M5	A8, H4
NP13BK	B7, T3
NP13GY	B7, T3
NP13I	B7, T3
NP13LA	B7, T3
NP13W	B7, T3
NP23BK	B7, T3
NP23GY	B7, T3
NP23I	B7, T3
NP23LA	B7, T3
NP23W	B7, T3
NP262BK	B9, T7
NP262GY	B9, T7

Catalog No.	Page
NP262I	B9, T7
NP262LA	B9, T7
NP262W	B9, T7
NP263BK	B9, T7
NP263GY	B9, T7
NP263I	B9, T7
NP263LA	B9, T7
NP263W	B9, T7
NP264BK	B9, T7
NP264GY	B9, T7
NP264I	B9, T7
NP264LA	B9, T7
NP264W	B9, T7
NP265BK	B9, T7
NP265GY	B9, T7
NP265I	B9, T7
NP265LA	B9, T7
NP265W	B9, T7
NP266BK	B9, T7
NP266GY	B9, T7
NP266I	B9, T7
NP266LA	B9, T7
NP266W	B9, T7
NP26BK	B9, T7
NP26GY	B9, T7
NP26I	B9, T7
NP26LA	B9, T7
NP26W	B9, R24, T7
NP26W	R24
NP26W	T7
NP33BK	B7, T3
NP33GY	B7, T3
NP33I	B7, T3
NP33LA	B7, T3
NP33W	B7, T3
NP43BK	B7, T3
NP43GY	B7, T3
NP43I	B7, T3
NP43LA	B7, T3
NP43W	B7, T3
NP82BK	B10, T13
NP82GY	B10, T13
NP82I	B10, T13
NP82LA	B10, T13
NP82W	B10, T13
NP83BK	B10, T13
NP83GY	B10, T13
NP83I	B10, T13
NP83LA	B10, T13
NP83W	B10, T13
NP84BK	B10, T13
NP84GY	B10, T13
NP84I	B10, T13
NP84LA	B10, T13
NP84W	B10, T13
NP8BK	B10, T13
NP8GY	B10, T13
NP8I	B10, T13
NP8LA	B10, T13
NP8W	B10, T13
NPJ13BK	B7, T3
NPJ13GY	B7, T3
NPJ13I	B7, T3
NPJ13LA	B7, T3
NPJ13W	B7, T3
NPJ23BK	B7, T3
NPJ23GY	B7, T3
NPJ23I	B7, T3
NPJ23LA	B7, T3
NPJ23W	B7, T3
NPJ262BK	B9, T7
NPJ262GY	B9, T7
NPJ262I	B9, T7
NPJ262LA	B9, T7
NPJ263BK	B9, T7
NPJ263GY	B9, T7
NPJ263I	B9, T7
NPJ263LA	B9, T7
NPJ264BK	B9, T7
NPJ264GY	B9, T7
NPJ264I	B9, T7
NPJ264LA	B9, T7
NPJ26BK	B9, T7
NPJ26GY	B9, T7
NPJ26I	B9, T7
NPJ26LA	B9, T7
NPJ82BK	B10, T13
NPJ82GY	B10, T13
NPJ82I	B10, T13
NPJ82LA	B10, T13
NPJ82W	B10, T13
NPJ8BK	B10, T13
NPJ8GY	B10, T13
NPJ8I	B10, T13
NPJ8LA	B10, T13
NPJ8W	B10, T13
NPS262I	B9, T7
NPS262LA	B9, T7
NPS262W	B9, T7
NPS263I	B9, T7
NPS263LA	B9, T7
NPS263W	B9, T7
NPS264I	B9, T7
NPS264LA	B9, T7
NPS264W	B9, T7
NPS26I	B9, T7
NPS26LA	B9, T7
NPS26W	B9, T7
NS611	B9
NS611BK	B9, T8, V12
NS611GY	B9, T8, V12
NS611I	B9, T8, V12
NS611LA	B9, T8, V12
NS611OW	B9
NS611W	B9, T8, V12
NS612BK	T8, V12
NS612GY	T8, V12
NS612I	T8, V12
NS612LA	T8, V12
NS612W	T8, V12
NS613BK	T8, V12
NS613GY	T8, V12
NS613I	T8, V12
NS613LA	T8, V12
NS613W	T8, V12
NS614BK	T8, V12
NS614GY	T8, V12
NS614I	T8, V12
NS614LA	T8, V12
NS614W	T8, V12
NS616BK	T8, V12
NS616GY	T8, V12
NS616I	T8, V12
NS616LA	T8, V12
NS616W	T8, V12
NS620BK	B9, R44, T8, V12
NS620GY	B9, T8, V12
NS620I	B9, T8, V12
NS620LA	B9, T8, V12
NS620W	B9, T8, V12
NS722I	T10, V16
NS722W	T10, V16
NS723SS	T10, V16
NS725I	T10, V16
NS726SS	T10, V16
NS730	T9, V14
NS730I	T9, V14
NS730LA	T9, V14
NS730W	T9, V14
NS732	T9, V14
NS732I	T9, V14
NS732LA	T9, V14
NS732W	T9, V14
NS735I	T9, V14
NS735LA	T9, V14
NS735W	T9, V14
NS744I	T9, V14
NS744W	T9, V14
NS745I	T9, V14
NS745W	T9, V14
NS747I	T9, V15
NS747LA	T9, V15
NS747W	T9, V15
NS748I	T9, V15
NS748LA	T9, V15
NS748W	T9, V15
NS750I	T9, V15
NS750LA	T9, V15
NS750W	T9, V15
NS751I	T9, V15
NS751LA	T9, V15
NS751W	T9, V15
NS752I	T9, V15
NS752W	T9, V15
NS755I	T9, V15
NS755LA	T9, V15
NS755W	T9, V15
NS760I	V16
NS760W	V16
NS770	T8, V13
NS770BK	T8, V13
NS770GY	T8, V13
NS770I	T8, V13
NS770LA	T8, V13
NS770W	T8, V13
NS771	T8, V13
NS771I	T8, V13
NS771LA	T8, V13
NS771W	T8, V13
NS772I	T8, V13
NS772LA	T8, V13
NS772W	T8, V13
NS780LA	T8, V13
NS780W	T8, V13
NS782W	T8, V13
NS783LA	T8, V13
NS783W	T8, V13
NS784	V13

Catalog No.	Page
NS784BK	V13
NS784GY	V13
NS784I	V13
NS784LA	V13
NS784W	V13
NS785	T8, V13
NS785BK	T8, V13
NS785GY	T8, V13
NS785LA	T8, V13
NS785W	T8, V13
NS790	T9, V15
NS790BK	T9, V15
NS790GY	T9, V15
NS790I	T9, V15
NS790LA	T9, V15
NS790W	T9, V15
NS801BK	F10, T7, V4
NS801GY	F10, T7, V4
NS801I	F10, T7, V4
NS801LA	F10, T7, V4
NS801W	F10, R24, T7, V4
NS802BK	F10, T7, V4
NS802GY	F10, T7, V4
NS802I	F10, T7, V4
NS802LA	F10, T7, V4
NS802W	F10, R24, T7, V4
NSAV124M	N16, R24, V3
NSAV12C	N16, R24, V3
NSAV1I	B7, T5, V3
NSAV1W	B7, T5, V3
NSAV2I	B7, T5, V3
NSAV2W	B7, T5
NSAV62M	N16, R24, V3
NSAV6BW	V3
NSAV6C	N16, R24, V3
NSAV6NW	V3
NSC5EB01	V11
NSC5EB03	V11
NSC5EB05	V11
NSC5EB07	V11
NSC5EB10	V11
NSC5EB15	V11
NSC5EBK01	V11
NSC5EBK03	V11
NSC5EBK05	V11
NSC5EBK07	V11
NSC5EBK10	V11
NSC5EBK15	V11
NSC5EGN01	V11
NSC5EGN03	V11
NSC5EGN05	V11
NSC5EGN07	V11
NSC5EGN10	V11
NSC5EGN15	V11
NSC5EGY01	V11
NSC5EGY03	V11
NSC5EGY05	V11
NSC5EGY07	V11
NSC5EGY10	V11
NSC5EGY15	V11
NSC5EOR01	V11
NSC5EOR03	V11
NSC5EOR05	V11
NSC5EOR07	V11
NSC5EOR10	V11
NSC5EOR15	V11
NSC5EP01	V11
NSC5EP03	V11
NSC5EP05	V11
NSC5EP07	V11
NSC5EP10	V11
NSC5EP15	V11
NSC5ER01	V11
NSC5ER03	V11
NSC5ER05	V11
NSC5ER07	V11
NSC5ER10	V11
NSC5ER15	V11
NSC5EW01	V11
NSC5EW03	V11
NSC5EW05	V11
NSC5EW07	V11
NSC5EW10	V11
NSC5EW15	V11
NSC6B01	V11
NSC6B03	V11
NSC6B05	V11
NSC6B07	V11
NSC6B10	V11
NSC6B15	V11
NSC6BK01	V11
NSC6BK03	V11
NSC6BK05	V11
NSC6BK07	V11
NSC6BK10	V11
NSC6BK15	V11
NSC6GN01	V11
NSC6GN03	V11
NSC6GN05	V11
NSC6GN07	V11
NSC6GN10	V11
NSC6GN15	V11
NSC6GY01	V11
NSC6GY03	V11
NSC6GY05	V11
NSC6GY07	V11
NSC6GY10	V11
NSC6GY15	V11
NSC6OR01	V11
NSC6OR03	V11
NSC6OR05	V11
NSC6OR07	V11
NSC6OR10	V11
NSC6OR15	V11
NSC6P01	V11
NSC6P03	V11
NSC6P05	V11
NSC6P07	V11
NSC6P10	V11
NSC6P15	V11
NSC6R01	V11
NSC6R03	V11
NSC6R05	V11
NSC6R07	V11
NSC6R10	V11
NSC6R15	V11
NSC6W01	V11
NSC6W03	V11
NSC6W05	V11
NSC6W07	V11
NSC6W10	V11
NSC6W15	V11
NSF70W	R24
NSJ5EB	V10
NSJ5EB24	V10
NSJ5EBK	V10
NSJ5EBK24	V10
NSJ5EGN	V10
NSJ5EGN24	V10
NSJ5EGY	V10
NSJ5EGY24	V10
NSJ5EI	V10
NSJ5EI24	V10
NSJ5ELA	V10
NSJ5ELA24	V10
NSJ5EOR	V10
NSJ5EOR24	V10
NSJ5ER	V10
NSJ5ER24	V10
NSJ5EW	V10
NSJ5EW24	V10
NSJ5EY	V10
NSJ5EY24	V10
NSJ6B	V10
NSJ6B24	V10
NSJ6BK	V10
NSJ6BK24	V10
NSJ6GN	V10
NSJ6GN24	V10
NSJ6GY	V10
NSJ6GY24	V10
NSJ6I	V10
NSJ6I24	V10
NSJ6LA	V10
NSJ6LA24	V10
NSJ6OR	V10
NSJ6OR24	V10
NSJ6R	V10
NSJ6R24	V10
NSJ6W	R24, V10
NSJ6W24	V10
NSJ6Y	V10
NSJ6Y24	V10
NSJUB	V10
NSJUBK	V10
NSJUGN	V10
NSJUGY	V10
NSJUI	V10
NSJULA	V10
NSJUOR	V10
NSJUR	V10
NSJUW	V10
NSJUY	V10
NSOAM8	V8
NSOBM2	V8
NSOBXCLIP	V9
NSOBXP14	V6
NSOBXP14B	V6
NSOBXP14D	V6
NSOBXP28	V6
NSOBXP28B	V6
NSOBXP28D	V6
NSOBXP42	V6
NSOBXP42B	V6
NSOBXP42D	V6
NSODK6	V7
NSODM8	V7
NSODM8C6	V7

Catalog No.	Page
NSOETM8	V7
NSOFSB	N13, V9
NSOKP	R24
NSOKPS	R24, V3, V9
NSOKPTR	V3, V9
NSOMTM12	V7
NSOMTM24	V7
NSOPTM8	V7
NSORAVC	V9
NSOSAVC	V9
NSOTVDM6	V7
NSOTVM6	V7
NSOVAMP	V8
NSOVM4	V8
NSOVM42G	V8
NSOVM6	V8
NSOVM62G	V8
NSOVM8	V8
NSOVM82G	V8
NSP11BK	B7, T3, V12
NSP11GY	B7, T3, V12
NSP11I	B7, T3, V12
NSP11LA	B7, T3, V12
NSP11W	B7, T3, V12
NSP12BK	B7, T3, V12
NSP12GY	B7, T3, V12
NSP12I	B7, T3, V12
NSP12LA	B7, T3, V12
NSP12W	B7, T3, V12
NSP13BK	B7, T3, V12
NSP13GY	B7, T3, V12
NSP13I	B7, T3, V12
NSP13LA	B7, T3, V12
NSP13W	B7, T3, V12
NSP14BK	B7, T3, V12
NSP14GY	B7, T3, V12
NSP14I	B7, T3, V12
NSP14LA	B7, T3, V12
NSP14W	B7, R24, T3, V12
NSP16BK	B7, T3, V12
NSP16GY	B7, T3, V12
NSP16I	B7, T3, V12
NSP16LA	B7, T3, V12
NSP16W	B7, T3, V12
NSP24BK	B7, T3
NSP24GY	B7, T3
NSP24I	B7, T3
NSP24LA	B7, T3
NSP24W	B7, T3
NSP26BK	B7, T3
NSP26GY	B7, T3
NSP26I	B7, T3
NSP26LA	B7, T3
NSP26W	B7, T3
NSPJ24	V10
NSPJ48	V10
OCHDMTPD3AQ	J3, G7
OCHDMTPD3GN	J3, G7
OCHDMTPD3RPGY	J3, G7
OCHDMTPD3VI	J3, G7
OCLC50	G5
OCLC50G	G5
OCLC50G4	A8, G5
OCLC50G4C	G6
OCLC50G4CVI	G6
OCLC50G4VI	G5
OCLC62	G5
OCLCD40G8	G6
OCLCD40G8H4	G8
OCLCD40G8H4VI	G8
OCLCD40G8VI	G6
OCLCD50	G5
OCLCD50G	G5
OCLCD50G4	A8, G5
OCLCD50G4C	G6
OCLCD50G4CVI	G6
OCLCD50G4VI	G5
OCLCD62	G5
OCLCDSM	G5
OCLCHD50G3	G7, J3
OCLCHD50G4	A8, J3
OCLCHD50G4	G7
OCLCHD50G4C	G7, J3
OCLCHD50G4CVI	G7, J3
OCLCHD50G4VI	G7, J3
OCLCHDSM	G7, J3
OCLCQ50	G5
OCLCQ50G	G5
OCLCQ50G4	A8, G5
OCLCQ50G4C	G6
OCLCQ50G4CVI	G6
OCLCQ50G4VI	G5
OCLCQ62	G5
OCLCQG3H4	G8
OCLCQG4H4	G8
OCLCQG4H4VI	G8
OCLCQSM	G5
OCLCQSMH4	G8
OCLCSM	G5
OCRJ50	G6
OCRJ50G	G6
OCRJ62	G6
OCSC50	G6
OCSC50G	G6
OCSC50G4	G6
OCSC62	G6
OCSCSM	G6
OCST50	G6
OCST62	G6
OCSTSM	G6
OFBOKT12	G17
OFBOKT6	G17
OFCAP	G18
OFCEP	G18
OFCLEANER3OZ	G20
OFCLEANKT1	G20
OFCLEANKT2	G20
OFCLICK600MPO	G20
OFCLICK750LC	G20
OFCLICK750SC	G20
OFCLV3	G3, G17
OFCLV4	G3, G17
OFCLV5	G3, G17
OFCLV5RB	G17
OFCMD04	G19
OFCMT04	G16, G19
OFLCDTOOL1	G17
OFLFP	G19
OFPBB10	B14, T11
OFPBST2	B14, T11
OFPNL1U2SP	J5
OFPNL1U3SP	J5
OFPNL1U3SPM	J5
OFPNL1U4H4	J5
OFPNL1U4H4M	J5
OFPPL	B14, T11
OFPRIME	G18
OFPUCK	G19
OFPUCKLC	G19
OFSCOPE1	G17
OFSCOPE2	G17
OFSCRIBE	G19
OFSCSRS	G17
OFSPLKT24F	G19, J7
OFSPOOLPK2	G19, J6, J7
OFSTIX50LC	G20
OFSTIX50SC	G20
OFSTRIP	G17
OFSTRIP2	G3
OFVFLKT1	G3, G17
OFVLCADP	G17
OFWIPES400	G20
OFWIPES90	G20
P050NGYA	U5
P075NGYA	U5
P630S1G	B11, T10
PAV16	C8, F9
PAV32	C8, F9
PAVA16	C8, F9
PAVA32	C8, F9
PB2B10	S60
PB2B5	S60
PB2C10	S60
PB2C5	S60
PB2CACF	S60
PB2IND2G	S60
PB2SPL10	S60
PB2SPL5	S60
PB2WC	S60
PB3BC10	S61
PB3BC5	S61
PB3CACF	S61
PB3ECA	S60, S61
PB3EE	S61
PB3EEBCA	S60, S61
PB3FCIB	S61
PB3FCIB2G	S61
PB3FCIB3G	S61
PB3FE	S61
PB3FEBCA	S60, S61
PB3IE	S61
PB3IEBCA	S60, S61
PB3IND	S61
PB3IND2G	S61
PB3REDA	S60, S61
PB3SC	S60, S61
PB3SPCA	S60, S61
PB3SS	S60, S61
PB3TCBCA	S60, S61
PB3TRBC	S60, S61
PB3WC	S61
PC110C5EL12	C10
PC110C5EL3	C10
PC110C5EL5	C10
PC110C5EL7	C10
PC119C5EL12	C10
PC119C5EL3	C10
PC119C5EL5	C10

Catalog No.	Page
PC119C5EL7	C10
PC6AB01	A5, D4
PC6AB03	A5, D4
PC6AB05	A5, D4
PC6AB07	A5, D4
PC6AB10	A5, D4
PC6AB15	A5, D4
PC6AB20	A5, D4
PC6AB25	A5, D4
PC6ABK01	A5, D4
PC6ABK03	A5, D4
PC6ABK05	A5, D4
PC6ABK07	A5, D4
PC6ABK10	A5, D4
PC6ABK15	A5, D4
PC6ABK20	A5, D4
PC6ABK25	A5, D4
PC6AGN01	A5, D4
PC6AGN03	A5, D4
PC6AGN05	A5, D4
PC6AGN07	A5, D4
PC6AGN10	A5, D4
PC6AGN15	A5, D4
PC6AGN20	A5, D4
PC6AGN25	A5, D4
PC6AGY01	A5, D4
PC6AGY03	A5, D4
PC6AGY05	A5, D4
PC6AGY07	A5, D4
PC6AGY10	A5, D4
PC6AGY15	A5, D4
PC6AGY20	A5, D4
PC6AGY25	A5, D4
PC6AP01	A5, D4
PC6AP03	A5, D4
PC6AP05	A5, D4
PC6AP07	A5, D4
PC6AP10	A5, D4
PC6AP15	A5, D4
PC6AP20	A5, D4
PC6AP25	A5, D4
PC6AR01	A5, D4
PC6AR03	A5, D4
PC6AR05	A5, D4
PC6AR07	A5, D4
PC6AR10	A5, D4
PC6AR15	A5, D4
PC6AR20	A5, D4
PC6AR25	A5, D4
PC6AW01	A5, D4
PC6AW03	A5, D4
PC6AW05	A5, D4
PC6AW07	A5, D4
PC6AW10	A5, D4
PC6AW15	A5, D4
PC6AW20	A5, D4
PC6AW25	A5, D4
PC6AY01	A5, D4
PC6AY03	A5, D4
PC6AY05	A5, D4
PC6AY07	A5, D4
PC6AY10	A5, D4
PC6AY15	A5, D4
PC6AY20	A5, D4
PC6AY25	A5, D4
PDB12D	S56, S57, S59, S63
PDB12LF	S56, S57, S59, S63
PDB12LP	S56, S57, S59, S63
PDB12S	S56, S57, S59, S63
PDB12TGD	S56, S57, S59, S63
PDB12TGLV	S56, S57, S59, S63
PDB1DIV	S59
PDB2DIV	S59
PHAA01	Q4
PHAA02	Q4
PHAA03	Q4
PHAA04	Q4
PHAA05	Q4
PHAA06	Q4
PHAA07	Q4
PHAA08	Q4
PHAA09	Q4
PHAA10	Q4
PHAA51	Q5
PHAA52	Q5
PHAA53	Q5
PHAA54	Q5
PHAA55	Q5
PHAA56	Q5
PHAA57	Q5
PHAA58	Q5
PHAA59	Q5
PHAA60	Q5
PHAB01	Q4
PHAB02	Q4
PHAB03	Q4
PHAB04	Q4
PHAB05	Q4
PHAB06	Q4
PHAB07	Q4
PHAB08	Q4
PHAB09	Q4
PHAB10	Q4
PHAB51	Q5
PHAB52	Q5
PHAB53	Q5
PHAB54	Q5
PHAB55	Q5
PHAB56	Q5
PHAB57	Q5
PHAB58	Q5
PHAB59	Q5
PHAB60	Q5
PHAD01	Q4
PHAD02	Q4
PHAD03	Q4
PHAD04	Q4
PHAD05	Q4
PHAD06	Q4
PHAD07	Q4
PHAD08	Q4
PHAD09	Q4
PHAD10	Q4
PHAD51	Q5
PHAD52	Q5
PHAD53	Q5
PHAD54	Q5
PHAD55	Q5
PHAD56	Q5
PHAD57	Q5
PHAD58	Q5
PHAD59	Q5
PHAD60	Q5
PHJB01	Q5
PHJB02	Q5
PHJD01	Q5
PHJD02	Q5
PJBA2	Q12
PJBA3	Q12
PJBB1	Q12
PJBB1R	Q12
PJBB2	Q12
PJBB2R	Q12
PJBB3	Q12
PJBB3R	Q12
PJDC1	Q12
PJDC2	Q12
PJDC3	Q12
PJDD2	Q12
PJDD2R	Q12
PJDD3	Q12
PJDD3R	Q12
PL1ABC5	S57
PL1ABC7	S57
PL1BC5	S57
PL1BC7	S57
PL1EC	S57, S63
PL1EE	S57, S63
PL1EEBC	S57, S63
PL1FE	S57, S63
PL1FEBC	S57, S63
PL1IE	S57, S63
PL1IEBC	S57, S63
PL1MC	S63
PL1SC	S57, S63
PL1SS	S57, S63
PL1TC	S57, S63
PL1TCBC	S57, S63
PLP1CACF	S56, S57, S63
PP1ABC5	S56
PP1ABC7	S56
PP1BC5	S56
PP1BC7	S56
PP1EC	S56
PP1EE	S56
PP1EEBC	S56
PP1FE	S56
PP1FEBC	S56
PP1IE	S56
PP1IEBC	S56
PP1SC	S56
PP1SS	S56
PP1TC	S56
PP1TCBC	S56
PPTRIM1	R47
PS0509NGY	U5
PS0759NGY	U5
PS3BC10	S62
PS3BC5	S62
PS3CACF	S62
PS3EC	S62
PS3EE	S62
PS3EEBC	S62
PS3FCIB	S62
PS3FCIB2G	S62
PS3FCIB3G	S62
PS3FE	S62
PS3FEBC	S62

Catalog No.	Page
PS3IE	S62
PS3IEBC	S62
PS3IND	S62
PS3RED	S62
PS3SC	S62
PS3SPC	S62
PS3SS	S62
PS3TCBC	S62
PS3WC	S62
PS5E01B	D7
PS5E01GY	D7
PS5E01W	D7
PS5E03B	D7
PS5E03GY	D7
PS5E03W	D7
PS5E05B	D7
PS5E05GY	D7
PS5E05W	D7
PS5E07B	D7
PS5E07GY	D7
PS5E07W	D7
PS5E10B	D7
PS5E10GY	D7
PS5E10W	D7
PS5E15B	D7
PS5E15GY	D7
PS5E15W	D7
PS5E25B	D7
PS5E25GY	D7
PS5E25W	D7
PS6B01	D6
PS6B03	D6
PS6B05	D6
PS6B07	D6
PS6B10	D6
PS6B15	D6
PS6B25	D6
PS6BK01	D6
PS6BK03	D6
PS6BK05	D6
PS6BK07	D6
PS6BK10	D6
PS6BK15	D6
PS6BK25	D6
PS6GN01	D6
PS6GN03	D6
PS6GN05	D6
PS6GN07	D6
PS6GN10	D6
PS6GN15	D6
PS6GN25	D6
PS6GY01	D6
PS6GY03	D6
PS6GY05	D6
PS6GY07	D6
PS6GY10	D6
PS6GY15	D6
PS6GY25	D6
PS6OR01	D6
PS6OR03	D6
PS6OR05	D6
PS6OR07	D6
PS6OR10	D6
PS6OR15	D6
PS6OR25	D6
PS6P01	D6

Catalog No.	Page
PS6P03	D6
PS6P05	D6
PS6P07	D6
PS6P10	D6
PS6P15	D6
PS6P25	D6
PS6R01	D6
PS6R03	D6
PS6R05	D6
PS6R07	D6
PS6R10	D6
PS6R15	D6
PS6R25	D6
PS6W01	D6
PS6W03	D6
PS6W05	D6
PS6W07	D6
PS6W10	D6
PS6W15	D6
PS6W25	D6
PS6Y01	D6
PS6Y03	D6
PS6Y05	D6
PS6Y07	D6
PS6Y10	D6
PS6Y15	D6
PS6Y25	D6
PT12CA	S55, S63
PT12DBA	S55
PT12LFB	S55
PT12LPB	S55
PT12SBA	S55
PT12TGB	S55
PT153112P	S63
PT153112PBK	S63
PT153112PW	S63
PT153112UP	S63
PT153112UPBK	S63
PT153112UPW	S63
PT155112	S63
PT155112BK	S63
PT155112P	S63
PT155112PBK	S63
PT155112PW	S63
PT155112TR	S63
PT155112TRBK	S63
PT155112TRW	S63
PT155112W	S63
PT155115	S63
PT155115BK	S63
PT155115W	S63
PT155130	S63
PT155130BK	S63
PT155130W	S63
PT155212	S63
PT155212BK	S63
PT155212W	S63
PT156112	S63
PT156112BK	S63
PT156112U	S63
PT156112UBK	S63
PT156112UW	S63
PT156112W	S63
PT156118	S63
PT156118BK	S63
PT156118W	S63

Catalog No.	Page
PT156124	S63
PT156124BK	S63
PT156124W	S63
PT156212	S63
PT156212BK	S63
PT156212W	S63
PT1ABC5	S55
PT1ABC7	S55
PT1BC5	S55
PT1BC7	S55
PT1EC	S55
PT1EE	S55
PT1FE	S55
PT1IE	S55
PT1SC	S55
PT1TC	S55
PT203112P	S63
PT203112PBK	S63
PT203112PW	S63
PT205112	S63
PT205112BK	S63
PT205112P	S63
PT205112PBK	S63
PT205112PW	S63
PT205112TR	S63
PT205112TRBK	S63
PT205112TRW	S63
PT205112W	S63
PT205115	S63
PT205115BK	S63
PT205115W	S63
PT205130	S63
PT205130BK	S63
PT205130W	S63
PT205212	S63
PT205212BK	S63
PT205212W	S63
PT205215	S63
PT205215BK	S63
PT205215W	S63
PT206108	S63
PT206108BK	S63
PT206108W	S63
PT206112	S63
PT206112BK	S63
PT206112W	S63
PT206118	S63
PT206118BK	S63
PT206118W	S63
PT206124	S63
PT206124BK	S63
PT206124W	S63
PT206136	S63
PT206136BK	S63
PT206136W	S63
PT206208	S63
PT206208BK	S63
PT206208W	S63
PT206212	S63
PT206212BK	S63
PT206212W	S63
PT206218	S63
PT206218BK	S63
PT206218W	S63
PT206224	S63
PT206224BK	S63

Catalog No.	Page
PT206224W	S63
PVAA01	Q6
PVAA02	Q6
PVAA03	Q6
PVAA04	Q6
PVAA05	Q6
PVAA06	Q6
PVAA51	Q9
PVAA52	Q9
PVAA53	Q9
PVAA54	Q9
PVAA55	Q9
PVAA56	Q9
PVAB01	Q6
PVAB02	Q6
PVAB03	Q6
PVAB04	Q6
PVAB05	Q6
PVAB06	Q6
PVAB51	Q9
PVAB52	Q9
PVAB53	Q9
PVAB54	Q9
PVAB55	Q9
PVAB56	Q9
PVAD01	Q6
PVAD02	Q6
PVAD03	Q6
PVAD04	Q6
PVAD05	Q6
PVAD06	Q6
PVAD51	Q9
PVAD52	Q9
PVAD53	Q9
PVAD54	Q9
PVAD55	Q9
PVAD56	Q9
PVBW01	Q6
PVBW02	Q6
PVBW03	Q6
PVBW04	Q6
PVBW05	Q7
PVBW06	Q7
PVBW51	Q9
PVBW52	Q9
PVBW53	Q10
PVBW54	Q10
PVBW55	Q10
PVBW56	Q10
PVBY01	Q6
PVBY02	Q6
PVBY03	Q6
PVBY04	Q6
PVBY05	Q7
PVBY06	Q7
PVBY51	Q9
PVBY52	Q9
PVBY53	Q10
PVBY54	Q10
PVBY55	Q10
PVBY56	Q10
PVCB01	Q6
PVCB02	Q6
PVCB03	Q6
PVCB04	Q6
PVCB05	Q7
PVCB06	Q7
PVCB51	Q9
PVCB52	Q9
PVCB53	Q10
PVCB54	Q10
PVCB55	Q10
PVCB56	Q10
PVDU01	Q7
PVDU02	Q7
PVDU03	Q7
PVDU04	Q7
PVDU05	Q7
PVDU06	Q7
PVDU51	Q10
PVDU52	Q10
PVDU53	Q10
PVDU54	Q10
PVDU55	Q11
PVDU56	Q11
PVDV01	Q7
PVDV02	Q7
PVDV03	Q7
PVDV04	Q7
PVDV05	Q7
PVDV06	Q7
PVDV51	Q10
PVDV52	Q10
PVDV53	Q10
PVDV54	Q10
PVDV55	Q11
PVDV56	Q11
PVDY01	Q7
PVDY02	Q7
PVDY03	Q7
PVDY04	Q7
PVDY05	Q7
PVDY06	Q7
PVDY51	Q10
PVDY52	Q10
PVDY53	Q10
PVDY54	Q10
PVDY55	Q11
PVDY56	Q11
PVFS01	Q8
PVFS02	Q8
PVFS03	Q8
PVFS04	Q8
PVFS05	Q8
PVFS06	Q8
PVFS51	Q11
PVFS52	Q11
PVFS53	Q11
PVFS54	Q11
PVFS55	Q11
PVFS56	Q11
PVFT01	Q8
PVFT02	Q8
PVFT03	Q8
PVFT04	Q8
PVFT05	Q8
PVFT06	Q8
PVFT51	Q11
PVFT52	Q11
PVFT53	Q11
PVFT54	Q11
PVFT55	Q11
PVFT56	Q11
PVFV01	Q8
PVFV02	Q8
PVFV03	Q8
PVFV04	Q8
PVFV05	Q8
PVFV06	Q8
PVFV51	Q11
PVFV52	Q11
PVFV53	Q11
PVFV54	Q11
PVFV55	Q11
PVFV56	Q11
PW1ABC5	S58
PW1ABC7	S58
PW1BC5	S58
PW1BC7	S58
PW1CA	S58
PW1DBA	S58
PW1EC	S58
PW1EE	S58
PW1FE	S58
PW1IE	S58
PW1LFB	S58
PW1LPB	S58
PW1SBA	S58
PW1SC	S58
PW1TC	S58
PW1TGB	S58
PW2ABC5	S59
PW2ABC7	S59
PW2BC5	S59
PW2BC7	S59
PW2CACF	S59
PW2EC	S59
PW2EE	S59
PW2EEBC	S59
PW2FE	S59
PW2FEBC	S59
PW2IE	S59
PW2IEBC	S59
PW2RED	S59
PW2SC	S59
PW2SS	S59
PW2TC	S59
PW2TCBC	S59
PWFBMPCR15GRY	R10, R12
PWFBMPCR15GRYTR	R10, R12
PWFBMPCR20GRY	R10, R12
PWFBMPCR20GRYTR	R10, R12
PWFBMPDR15GRY	R10, R12
PWFBMPDR15GRYTR	R10, R12
PWFBMPDR20GRY	R10, R12
PWFBMPDR20GRYTR	R10, R12
Q106B	B10, T13
Q106E	B10, S46, T13
Q106G	B10, S46, T13
Q106O	B10, S46, T13
Q106W	B10, T13
RAFB4ALU	R19
RAFB4BASE	R19
RAFB4BLK	R19
RAFB4BRS	R19
RAFB4BRZ	R19
RAFB4NKL	R19
RAFB4SP2AAP	R19

Catalog No.	Page
RAFB4SP3MAAP	R19
RAFB4SP3UIS	R19
RAFB4SPBLANK	R19
RAFB4SPDECO	R19
RAFB4SPDUPLEX	R19
RAFB4SPORT	R19
RAFB4SPTL14	R19
RAFB4SPTL16	R19
RCMB	C8
RE2	N3
RE2B	N3
RE4	N3
RE4B	N3
RE4X	N3
RE4XB	N3
REK110	N12
REK19	N11
REK19L	N11
REKBB20	N11
REKBB30	N11
REKBB40	N11
REKEF	N11
REKF	N11
REKFF	N11
REKFP	N12
REKG	N12
REKGB	N11, P13
REKH	N12
REKHS	N12
REKI	N12
REKP	N11
REKR24	N12
REKR32	N12
REKR42	N12
REKS	N12
REKU	N12
REKUB	N12
REKZ	N11
REKZL	N11
RJ45PB50	B6
RJ600	R46
RJ620BKTR	R46
RJ620GYTR	R46
RJ620ITR	R46
RJ620LATR	R46
RJ620WTR	R46
RJ62BKTR	R46
RJ62GYTR	R46
RJ62ITR	R46
RJ62LATR	R46
RJ62WTR	R46
RJ650BKTR	R46
RJ650GYTR	R46
RJ650ITR	R46
RJ650LATR	R46
RJ650WTR	R46
RJ65BKTR	R46
RJ65GYTR	R46
RJ65ITR	R46
RJ65LATR	R46
RJ65WTR	R46
RRLABEL	K6
RW58300	U7
RW58350	U7
RW58750	U7
S1AP4BL	R14, R43
S1AP4GY	R14, R43
S1AVHUB15	R14
S1CFB	R14, R45
S1CFCAL	R14, R43
S1CFCBL	R14, R43
S1CFCBRS	R14, R43
S1CFCGY	R14, R43
S1CFCI	R14, R43
S1DIV1	R14
S1FBCLIP5PK	R14
S1FP15AL	R15, R44
S1FP15BL	R15, R44
S1FP15BRS	R15, R44
S1FP15GY	R15, R44
S1FP34AL	R15, R44
S1FP34BL	R15, R44
S1FP34BRS	R15, R44
S1FP34GY	R15, R44
S1FRP4BL	R43
S1FRP4GY	R43
S1FRPTJB	R31, R34, R36, R38, R43
S1FRPTJB2	R36
S1PFB	R14, R45
S1PT3IMAL	R42
S1PT3IMALJ	R42
S1PT3IMBL	R42
S1PT3IMBLJ	R42
S1PT3IMBRS	R42
S1PT3IMBRSJ	R42
S1PT3IMGY	R42
S1PT3IMGYJ	R42
S1PT4X4AL	R42
S1PT4X4ALJ	R42
S1PT4X4BL	R42
S1PT4X4BLJ	R42
S1PT4X4BRS	R42
S1PT4X4BRS3	R42
S1PT4X4BRS3J	R42
S1PT4X4BRSJ	R42
S1PT4X4FIT	R43, R45
S1PT4X4FITJ	R43
S1PT4X4GY	R42
S1PT4X4GYJ	R42
S1PTAL	R42
S1PTALJ	R42
S1PTAVFIT	R43, R45
S1PTAVFITJ	R43
S1PTBL	R42
S1PTBLJ	R42
S1PTBRS	R42
S1PTBRSJ	R42
S1PTFFAL	R42
S1PTFFALJ	R42
S1PTFFBL	R42
S1PTFFBLJ	R42
S1PTFFBRS	R42
S1PTFFBRSJ	R42
S1PTFFGY	R42
S1PTFFGYJ	R42
S1PTFIT	R43, R45
S1PTFITJ	R43
S1PTGY	R42
S1PTGYJ	R42
S1R10ADMTBK	R31
S1R10CBF050	R29
S1R10CBF075	R29
S1R10CBF100	R29
S1R10CBF125	R29
S1R10CBF150	R29
S1R10CBF200	R29
S1R10CBF250	R29
S1R10CBFBLANK	R29
S1R10CBFPT	R29
S1R10CENTERDIV	R31
S1R10CSP2B	R30
S1R10CSP2H	R30
S1R10CSP2X	R30
S1R10CSPB	R30
S1R10CSPC	R30
S1R10CSPD	R30
S1R10CSPE	R30
S1R10CSPG	R30
S1R10CSPH	R30
S1R10CSPI	R30
S1R10CSPJ	R30
S1R10CSPK	R30
S1R10CSPL	R30
S1R10CSPM	R30
S1R10CSPP	R30
S1R10CSPQ	R30
S1R10CSPR	R30
S1R10CSPT	R30
S1R10CSPU	R30
S1R10CSPX	R30
S1R10CVRALU	R28
S1R10CVRBLK	R28
S1R10CVRBRS	R28
S1R10CVRBRUSH	R31
S1R10CVRBRZ	R28
S1R10CVRGRY	R28
S1R10CVRNKL	R28
S1R10CVRTRALU	R28
S1R10CVRTRBLK	R28
S1R10CVRTRBRS	R28
S1R10CVRTRBRZ	R28
S1R10CVRTRGRY	R28
S1R10CVRTRNKL	R28
S1R10FFCVRALU	R28
S1R10FFCVRBLK	R28
S1R10FFCVRBRS	R28
S1R10FFCVRBRZ	R28
S1R10FFCVRGRY	R28
S1R10FFCVRNKL	R28
S1R10FFDIV	R31
S1R10INTUMDIV	R31
S1R10PBF050	R29
S1R10PBF075	R29
S1R10PBF100	R29
S1R10PBF125	R29
S1R10PBFBLANK	R29
S1R10PBFPT	R29
S1R10PERIMDIV	R31
S1R10PPT	R31
S1R10PSPA	R29
S1R10PSPB	R29
S1R10PSPC	R29
S1R10PSPD	R29
S1R10PSPF	R29
S1R10PSPG	R29
S1R10PSPH	R29
S1R10PSPI	R29
S1R10PSPJ	R29

Catalog No.	Page
S1R10PSPO	R29
S1R10PSPREPBRKT	R29, R31
S1R10PSPV	R29
S1R10PSPZ	R29
S1R10PSPZ25	R29
S1R10PSPZ25C	R29
S1R10PSPZC	R29
S1R10PTALU	R28
S1R10PTBLK	R28
S1R10PTBRS	R28
S1R10PTBRZ	R28
S1R10PTFIT	R28
S1R10PTGRY	R28
S1R10PTNKL	R28
S1R10PTZALU	R28
S1R10PTZBLK	R28
S1R10PTZBRS	R28
S1R10PTZBRZ	R28
S1R10PTZGRY	R28
S1R10PTZNKL	R28
S1R10TUNNEL	R31
S1R4CVRALU	R37
S1R4CVRBLK	R37
S1R4CVRBRS	R37
S1R4CVRBRZ	R37
S1R4CVRGRY	R37
S1R4CVRNKL	R37
S1R4DIV	R38
S1R4FRPTADMTBK	R38
S1R4PPT	R38
S1R4PTALU	R37
S1R4PTBLK	R37
S1R4PTBRS	R37
S1R4PTBRZ	R37
S1R4PTFIT	R37
S1R4PTFITCHI	R37
S1R4PTGRY	R37
S1R4PTNKL	R37
S1R4PTQUAD	R37
S1R4PTQUADBLK	R37
S1R4PTQUADBRS	R37
S1R4PTQUADBRZ	R37
S1R4PTQUADGRY	R37
S1R4PTQUADNKL	R37
S1R4SP2X2DUPLEX	R38
S1R4SP2X2DUPLEXTJ	R38
S1R4SP2X2STYLE	R38
S1R4SP2X2STYLETJ	R38
S1R4SPDUPLEX	R38
S1R4SPQUAD	R38
S1R4SPSIMPLEX	R38
S1R4SPSTYLE	R38
S1R4SPTWIST	R38
S1R6ADMTBK	R36
S1R6CVRALU	R36
S1R6CVRBLK	R36
S1R6CVRBRS	R36
S1R6CVRBRZ	R36
S1R6CVRGRY	R36
S1R6CVRNKL	R36
S1R6DIV	R36
S1R6FFCVRALU	R36
S1R6FFCVRBLK	R36
S1R6FFCVRBRS	R36
S1R6FFCVRBRZ	R36
S1R6FFCVRGRY	R36
S1R6FFCVRNKL	R36
S1R6PPT	R36
S1R6PTACEHALU	R40
S1R6PTACEHBLK	R40
S1R6PTACEHBRS	R40
S1R6PTACEHBRZ	R40
S1R6PTACEHGRY	R40
S1R6PTACEHNKL	R40
S1R6PTALU	R40
S1R6PTBLK	R40
S1R6PTBRS	R40
S1R6PTBRZ	R40
S1R6PTDEHALU	R40
S1R6PTDEHBLK	R40
S1R6PTDEHBRS	R40
S1R6PTDEHBRZ	R40
S1R6PTDEHGRY	R40
S1R6PTDEHNKL	R40
S1R6PTFFALU	R40
S1R6PTFFBLK	R40
S1R6PTFFBRS	R40
S1R6PTFFBRZ	R40
S1R6PTFFGRY	R40
S1R6PTFFNKL	R40
S1R6PTFIT	R35
S1R6PTFITCHI	R35
S1R6PTGRY	R40
S1R6PTNKL	R40
S1R6PTWZALU	R40
S1R6PTWZBLK	R40
S1R6PTWZBRS	R40
S1R6PTWZBRZ	R40
S1R6PTWZGRY	R40
S1R6PTWZNKL	R40
S1R6SPA	R36
S1R6SPB	R36
S1R6SPC	R36
S1R6SPD	R36
S1R6SPE	R36
S1R6SPF	R36
S1R6SPG	R36
S1R6SPH	R36
S1R6SPI	R36
S1R6SPJ	R36
S1R6SPK	R36
S1R6SPL	R36
S1R6SPM	R36
S1R6SPT	R36
S1R6SPU	R36
S1R6SPV	R36
S1R6SPW	R36
S1R6SPX	R36
S1R6SPY	R36
S1R6SPZ	R36
S1R6SPZ25	R36
S1R6SPZC	R36
S1R8ADMTBK	R34
S1R8CSPA	R34
S1R8CSPB	R34
S1R8CSPC	R34
S1R8CSPD	R34
S1R8CSPE	R34
S1R8CSPEXT	R34
S1R8CSPEXT3	R34
S1R8CSPEXT32	R34
S1R8CSPG	R34
S1R8CSPI	R34
S1R8CSPJ	R34
S1R8CSPK	R34
S1R8CSPL	R34
S1R8CSPM	R34
S1R8CSPN	R34
S1R8CVRALU	R34
S1R8CVRBLK	R34
S1R8CVRBRS	R34
S1R8CVRBRZ	R34
S1R8CVRGRY	R34
S1R8CVRNKL	R34
S1R8DIV	R34
S1R8JNC1	R34
S1R8JNC10	R34
S1R8JNC11	R34
S1R8JNC12	R34
S1R8JNC2	R34
S1R8JNC3	R34
S1R8JNC4	R34
S1R8JNC5	R34
S1R8JNC6	R34
S1R8JNC7	R34
S1R8JNC8	R34
S1R8JNC9	R34
S1R8PPT	R34
S1R8PSPU	R34
S1R8PSPV	R34
S1R8PSPW	R34
S1R8PSPX	R34
S1R8PSPY	R34
S1R8PSPZ	R34
S1R8PT1ALU	R39, R40
S1R8PT1BLK	R39
S1R8PT1BRS	R39
S1R8PT1BRZ	R39
S1R8PT1GRY	R39
S1R8PT1NKL	R39
S1R8PT2ALU	R39
S1R8PT2BLK	R39
S1R8PT2BRS	R39
S1R8PT2BRZ	R39
S1R8PT2GRY	R39
S1R8PT2NKL	R39
S1R8PT3ALU	R39
S1R8PT3BLK	R39
S1R8PT3BRS	R39
S1R8PT3BRZ	R39
S1R8PT3GRY	R39
S1R8PT3NKL	R39
S1R8PTFIT1	R33
S1R8PTFIT1CHI	R33
S1R8PTFIT2	R33
S1R8PTFIT2CHI	R33
S1R8PTFIT3	R33
S1R8PTFIT3CHI	R33
S1R8PTZZ1ALU	R39
S1R8PTZZ1BLK	R39
S1R8PTZZ1BRS	R39
S1R8PTZZ1BRZ	R39
S1R8PTZZ1GRY	R39
S1R8PTZZ1NKL	R39
S1R8PTZZ2ALU	R39, R40
S1R8PTZZ2BLK	R39
S1R8PTZZ2BRS	R39
S1R8PTZZ2BRZ	R39

Catalog No.	Page
S1R8PTZZ2GRY	R39
S1R8PTZZ2NKL	R39
S1R8PTZZ3ALU	R39
S1R8PTZZ3BLK	R39
S1R8PTZZ3BRS	R39
S1R8PTZZ3BRZ	R39
S1R8PTZZ3GRY	R39
S1R8PTZZ3NKL	R39
S1RPLUG075ALU	R36
S1RPLUG075BLK	R36
S1RPLUG075BRS	R36
S1RPLUG075BRZ	R36
S1RPLUG075NKL	R36
S1RPLUG2ALU	R36
S1RPLUG2BLK	R36
S1RPLUG2BRS	R36
S1RPLUG2BRZ	R36
S1RPLUG2NKL	R36
S1RTR10BIT	R31
S1SFB	R14, R45
S1SFBAV	R14, R45
S1SP	R15, R44, R45
S1SP3IM	R15, R44, R45
S1SP4IM	R15, R44, R45
S1SP4X4	R15, R44, R45
S1SP4X415	R15, R44
S1SP4X430	R15, R44
S1SPAMM20	R15, R44, R45
S1SPDU	R15, R44, R45
S1SPDU2IM	R15, R44, R45
S1SPDUSL	R15, R44, R45
S1SPEXT1	R15, R44, R45
S1SPEXT2	R15, R44, R45
S1SPEXT3	R15, R44, R45
S1SPEXT4	R15, R44, R45
S1SPFFAL	R15, R44
S1SPFFBL	R15, R44
S1SPFFBRS	R15, R44
S1SPFFGY	R15, R44
S1SPFFTAL	R15, R44
S1SPFFTBL	R15, R44
S1SPFFTBRS	R15, R44
S1SPFFTGY	R15, R44
S1SPSL2IM	R15, R44, R45
S1SPTL	R15, R44, R45
S1TFCAL	R14, R43
S1TFCBL	R14, R43
S1TFCBRS	R14, R43
S1TFCGY	R14, R43
S1TFCI	R14, R43
SB26	B9, T7
SB262	B9, T7
SB8	B10, T13
SB82	B10, T13
SC10	F9
SF14SJBK	F13
SF14SJEI	F13
SF14SJGY	F13
SF14SJOW	F13
SF14SJW	F13
SF15ST	F11
SF35110BK	F11
SF35FFBK	F13
SF35FFOW	F13
SF35FFW	F13
SF35GFFOW	F13
SF35GFFW	F13
SF35STBK	F13
SF5ECOGY	F10
SF841924	K4
SF841924T	K4
SF841929	K4
SF841929T	K4
SF841936	K4
SF841936T	K4
SF841942	K4
SF841942T	K4
SF841948	K4
SF841948T	K4
SFAVCT	F8
SFB10	F11, S64
SFBB10	F11
SFBE10	F11
SFBG10	F11, S47
SFBOW	S64
SFBW10	F11
SFC5EBK	F10
SFC5EW	F10
SFC6BK	F10
SFC6W	F10
SFF3GBK	F11
SFF3GEI	F11
SFF3GGY	F11
SFF3GOW	F11
SFF3GW	F11
SFFBX	F11
SFFEX	F11
SFFGBK	F11
SFFGEI	F11
SFFGGY	F11, S47
SFFGOW	F11
SFFGW	F11
SFFGX	F11, S47
SFFLCSAQBK	G12
SFFLCSAQEI	G12
SFFLCSAQG	G12
SFFLCSAQOW	G12
SFFLCSAQW	G12
SFFLCSBBK	G12
SFFLCSBEBK	G12
SFFLCSBEEI	G12
SFFLCSBEG	G12
SFFLCSBEI	G12
SFFLCSBEOW	G12
SFFLCSBEW	G12
SFFLCSBG	G12
SFFLCSBKBK	G12
SFFLCSBKEI	G12
SFFLCSBKG	G12
SFFLCSBKOW	G12
SFFLCSBKW	G12
SFFLCSBOW	G12
SFFLCSBW	G12
SFFLCSGNBK	G12
SFFLCSGNEI	G12
SFFLCSGNG	G12
SFFLCSGNOW	G12
SFFLCSGNW	G12
SFFLCSORBK	G12
SFFLCSOREI	G12
SFFLCSORG	G12
SFFLCSOROW	G12
SFFLCSORW	G12
SFFLCSRBK	G12
SFFLCSREI	G12
SFFLCSRG	G12
SFFLCSROW	G12
SFFLCSRW	G12
SFFLCSYBK	G12
SFFLCSYEI	G12
SFFLCSYG	G12
SFFLCSYOW	G12
SFFLCSYW	G12
SFFMTPAQBK	G13
SFFMTPAQEI	G13
SFFMTPAQG	G13
SFFMTPAQOW	G13
SFFMTPAQW	G13
SFFMTPBEBK	G13
SFFMTPBEEI	G13
SFFMTPBEG	G13
SFFMTPBEOW	G13
SFFMTPBEW	G13
SFFMTPBKBK	G13
SFFMTPBKEI	G13
SFFMTPBKG	G13
SFFMTPBKOW	G13
SFFMTPBKW	G13
SFFMTPGNBK	G13
SFFMTPGNEI	G13
SFFMTPGNG	G13
SFFMTPGNOW	G13
SFFMTPGNW	G13
SFFSCSAQBK	G12
SFFSCSAQEI	G12
SFFSCSAQG	G12
SFFSCSAQOW	G12
SFFSCSAQW	G12
SFFSCSBBK	G12
SFFSCSBEBK	G12
SFFSCSBEEI	G12
SFFSCSBEG	G12
SFFSCSBEI	G12
SFFSCSBEOW	G12
SFFSCSBEW	G12
SFFSCSBG	G12
SFFSCSBKBK	G12
SFFSCSBKEI	G12
SFFSCSBKG	G12
SFFSCSBKOW	G12
SFFSCSBKW	G12
SFFSCSBOW	G12
SFFSCSBW	G12
SFFSCSGNBK	G12
SFFSCSGNEI	G12
SFFSCSGNG	G12
SFFSCSGNOW	G12
SFFSCSGNW	G12
SFFSCSORBK	G12
SFFSCSOREI	G12
SFFSCSORG	G12
SFFSCSOROW	G12
SFFSCSORW	G12
SFFSCSRBK	G12
SFFSCSREI	G12
SFFSCSRG	G12
SFFSCSROW	G12
SFFSCSRW	G12

Catalog No.	Page
SFFSCSYBK	G12
SFFSCSYEI	G12
SFFSCSYG	G12
SFFSCSYOW	G12
SFFSCSYW	G12
SFFWX	F11
SFFX	F11, S64
SFGRFBK	F11
SFGRFEI	F11
SFGRFGY	F11
SFGRFOW	F11
SFGRFW	F11
SFHC14BK	F10, R24
SFHC14W	F10
SFLCSAQBK	G12
SFLCSAQEI	G12
SFLCSAQG	G12
SFLCSAQOW	G12
SFLCSAQW	G12
SFLCSBBK	G12
SFLCSBEBK	G12
SFLCSBEEI	G12
SFLCSBEG	G12
SFLCSBEI	G12
SFLCSBEOW	G12
SFLCSBEW	G12
SFLCSBG	G12
SFLCSBKBK	G12
SFLCSBKEI	G12
SFLCSBKG	G12
SFLCSBKOW	G12
SFLCSBKW	G12
SFLCSBOW	G12
SFLCSBW	G12
SFLCSGNBK	G12
SFLCSGNEI	G12
SFLCSGNG	G12
SFLCSGNOW	G12
SFLCSGNW	G12
SFLCSORBK	G12
SFLCSOREI	G12
SFLCSORG	G12
SFLCSOROW	G12
SFLCSORW	G12
SFLCSRBK	G12
SFLCSREI	G12
SFLCSRG	G12
SFLCSROW	G12
SFLCSRW	G12
SFLCSYBK	G12
SFLCSYEI	G12
SFLCSYG	G12
SFLCSYOW	G12
SFLCSYW	G12
SFMTRJ	G13
SFMTRJBK	G13
SFMTRJEI	G13
SFMTRJG	G13
SFMTRJW	G13
SFRC110B	F11
SFRC110GN	F11
SFRC110R	F11, S47, S64
SFRC110W	F11, S47
SFRC110Y	F11, S47
SFRCBBK	F12
SFRCBEI	F12
SFRCBFFBK	F12
SFRCBFFEI	F12
SFRCBFFGY	F12
SFRCBFFOW	F12
SFRCBFFW	F12
SFRCBGY	F12
SFRCBKBK	F12
SFRCBKEI	F12
SFRCBKFF	F12
SFRCBKFFBK	F12
SFRCBKFFEI	F12
SFRCBKFFGY	F12
SFRCBKFFW	F12
SFRCBKGY	F12
SFRCBKRBK	F12
SFRCBKREI	F12
SFRCBKRGY	F12
SFRCBKROW	F12
SFRCBKRW	F12
SFRCBKW	F12
SFRCBOW	F12
SFRCBRBK	F12
SFRCBREI	F12
SFRCBRGY	F12
SFRCBROW	F12
SFRCBRW	F12
SFRCBW	F12
SFRCFCAFCAS1SM	H8
SFRCFCAFCAS2SM	H8
SFRCFCAFCAS3SM	H8
SFRCFCAFCAS5SM	H8
SFRCFCASCAS1SM	H8
SFRCFCASCAS2SM	H8
SFRCFCASCAS3SM	H8
SFRCFCASCAS5SM	H8
SFRCFCFCS1SM	H8
SFRCFCFCS2SM	H8
SFRCFCFCS3SM	H8
SFRCFCFCS5SM	H8
SFRCFCSCS1SM	H8
SFRCFCSCS2SM	H8
SFRCFCSCS3SM	H8
SFRCFCSCS5SM	H8
SFRCGNBK	F12
SFRCGNEI	F12
SFRCGNFFBK	F12
SFRCGNFFEI	F12
SFRCGNFFGY	F12
SFRCGNFFOW	F12
SFRCGNFFW	F12
SFRCGNGY	F12
SFRCGNOW	F12
SFRCGNRBK	F12
SFRCGNREI	F12
SFRCGNRGY	F12
SFRCGNROW	F12
SFRCGNRW	F12
SFRCGNW	F12
SFRCLCAFCAS1SM	H8
SFRCLCAFCAS2SM	H8
SFRCLCAFCAS3SM	H8
SFRCLCAFCAS5SM	H8
SFRCLCALCAS1SM	H8
SFRCLCALCAS2SM	H8
SFRCLCALCAS3SM	H8
SFRCLCALCAS5SM	H8
SFRCLCASCAS1SM	H8
SFRCLCASCAS2SM	H8
SFRCLCASCAS3SM	H8
SFRCLCASCAS5SM	H8
SFRCLCFCS1SM	H8
SFRCLCFCS2SM	H8
SFRCLCFCS3SM	H8
SFRCLCFCS5SM	H8
SFRCLCLCS1SM	H8
SFRCLCLCS2SM	H8
SFRCLCLCS3SM	H8
SFRCLCLCS5SM	H8
SFRCLCSCS1SM	H8
SFRCLCSCS2SM	H8
SFRCLCSCS3SM	H8
SFRCLCSCS5SM	H8
SFRCLCSTS1SM	H8
SFRCLCSTS2SM	H8
SFRCLCSTS3SM	H8
SFRCLCSTS5SM	H8
SFRCORBK	F12
SFRCOREI	F12
SFRCORFFBK	F12
SFRCORFFEI	F12
SFRCORFFGY	F12
SFRCORFFOW	F12
SFRCORFFW	F12
SFRCORGY	F12
SFRCOROW	F12
SFRCORRBK	F12
SFRCORREI	F12
SFRCORRGY	F12
SFRCORROW	F12
SFRCORRW	F12
SFRCORW	F12
SFRCRBK	F12
SFRCREI	F12
SFRCRFF	F12
SFRCRFFBK	F12
SFRCRFFEI	F12
SFRCRFFGY	F12, S47
SFRCRFFW	F12
SFRCRGY	F12
SFRCRRBK	F12
SFRCRREI	F12
SFRCRRGY	F12
SFRCRROW	F12
SFRCRRW	F12
SFRCRW	F12
SFRCSCASCAS1SM	H8
SFRCSCASCAS2SM	H8
SFRCSCASCAS3SM	H8
SFRCSCASCAS5SM	H8
SFRCSCSCS1SM	H8
SFRCSCSCS2SM	H8
SFRCSCSCS3SM	H8
SFRCSCSCS5SM	H8
SFRCSTSCS1SM	H8
SFRCSTSCS2SM	H8
SFRCSTSCS3SM	H8
SFRCSTSCS5SM	H8
SFRCSTSTS1SM	H8
SFRCSTSTS2SM	H8
SFRCSTSTS3SM	H8
SFRCSTSTS5SM	H8
SFRCWBK	F12

Catalog No.	Page
SFRCWEI	F12
SFRCWFF	F12
SFRCWFFBK	F12
SFRCWFFEI	F12
SFRCWFFGY	F12, S47
SFRCWFFW	F12
SFRCWGY	F12
SFRCWRBK	F12
SFRCWREI	F12
SFRCWRGY	F12
SFRCWROW	F12
SFRCWRW	F12
SFRCWW	F12
SFRCYBK	F12
SFRCYEI	F12
SFRCYFF	F12
SFRCYFFBK	F12
SFRCYFFEI	F12
SFRCYFFGY	F12, S47
SFRCYFFW	F12
SFRCYGY	F12
SFRCYRBK	F12
SFRCYREI	F12
SFRCYRGY	F12
SFRCYROW	F12
SFRCYRW	F12
SFRCYW	F12
SFRFGBK	F11
SFRFGEI	F11
SFRFGGY	F11
SFRFGOW	F11
SFRFGW	F11
SFSBBK10	F11, V12
SFSBEI10	F11
SFSBGY10	F11, V12
SFSBI10	V12
SFSBLA10	F11, V12
SFSBW10	F11, V12
SFSC6	F10
SFSCSAQBK	G12
SFSCSAQEI	G12
SFSCSAQG	G12
SFSCSAQOW	G12
SFSCSAQW	G12
SFSCSBBK	G12
SFSCSBEBK	G12
SFSCSBEEI	G12
SFSCSBEG	G12
SFSCSBEI	G12
SFSCSBEOW	G12
SFSCSBEW	G12
SFSCSBG	G12
SFSCSBKBK	G12
SFSCSBKEI	G12
SFSCSBKG	G12
SFSCSBKOW	G12
SFSCSBKW	G12
SFSCSBOW	G12
SFSCSBW	G12
SFSCSGNBK	G12
SFSCSGNEI	G12
SFSCSGNG	G12
SFSCSGNOW	G12
SFSCSGNW	G12
SFSCSORBK	G12
SFSCSOREI	G12
SFSCSORG	G12
SFSCSOROW	G12
SFSCSORW	G12
SFSCSRBK	G12
SFSCSREI	G12
SFSCSRG	G12
SFSCSROW	G12
SFSCSRW	G12
SFSCSTSBK	G13
SFSCSTSEI	G13
SFSCSTSG	G13
SFSCSTSOW	G13
SFSCSTSW	G13
SFSCSYBK	G12
SFSCSYEI	G12
SFSCSYG	G12
SFSCSYOW	G12
SFSCSYW	G12
SFSPGBK	S47
SFSPGBKBK	F13
SFSPGBKEI	F13
SFSPGBKGY	F13
SFSPGBKOW	F13
SFSPGBKW	F13
SFSPGR	S47
SFSPGRBK	F13
SFSPGREI	F13
SFSPGRGY	F13
SFSPGROW	F13
SFSPGRW	F13
SFSTSBK	G13
SFSTSEI	G13
SFSTSG	G13
SFSTSOW	G13
SFSTSW	G13
SFSV110BK	F11, S64
SFSV110GY	S47
SFSVGY	S47
SFUSBAA3BK	F10
SFUSBAAB	F10
SFUSBAAOW	F10
SFUSBAAW	F10
SFUSBAB3BK	F10
SFUSBABB	F10
SFUSBABOW	F10
SFUSBABW	F10, R24
SJCB	B4
SJCBK	B4
SJCGN	B4
SJCGY	B4
SJCOR	B4
SJCR	B4
SJCW	B4
SJCY	B4
SP10GF	B11, T10
SP10GR	B11, T10
SP5EF	B11, T10
SP5ER	B11, T10
SP6	B6
SP6A	B6
SP6F	B11, T10
SP6R	B11, T10
SPPBK10	F13
SPPR10	F13
SPUF	B11, T10
SPUR	B11, T10
SS26	B9, T7
SS262	B9, T7
SS8	B10, T13
SS82	B10, T13
SSF11	B8, T4
SSF12	B8, T4
SSF13	B8, T4
SSF14	B8, T4
SSF16	B8, T4
SSF204	B8, T4
SSF206	B8, T4
SSF209	B8, T4
SSF212	B8, T4
SSFL11	B8, T4
SSFL12	B8, T4
SSFL13	B8, T4
SSFL14	B8, T4
SSFL16	B8, T4
SSFL212	B8, T4
SSFL24	B8, T4
SSFL26	B8, T4
SSFL26HD15	B8, T4
SSFL29	B8, T4
STRAY12F	G19
STRAY12F	J4, J6, J8
STRAY12RFS	G19, J8
STRAY12RFSDP	G19, J8
STRAY24F	G19, J4, J6, J8
T5PPD110	C10
TBA2	K10
TBA3	K10
TBA4	K10
TBS2	K10
TBS4	K10
TBS6	K10
TPF1BK	B11, T10
TPF1GY	B11, T10
TPF1OW	B11, T10
TPF1W	B11, T10
TTBDS1AL	R21
TTBDS1BK	R21
TTBDS1BR	R21
TTBDS2AL	R21
TTBDS2BK	R21
TTBDS2BR	R21
TTBKSAL	R21
TTBKSBK	R21
TTBKSBR	R21
TTBXLRAL	R21
TTBXLRBK	R21
TTBXLRBR	R21
TWPF1GY	B11, T10
UDX48A1U	C4, C8
UDX48E1U	C4, C8
USB10	F9
VC8024	K5
VCG10	L3
VCG12	L3
VCG4	L5
VCG6	L3, L5
VCG8	L3
VCJK	L5
VCKH	L5
VCW1010	K5
VCW1610	K5
VGA36P100BK	F8

Catalog No.	Page
VGA36P15BK	F8
VGA36P25BK	F8
VGA36P35BK	F8
VGA36P50BK	F8
VGA36P75BK	F8
VGA6P100BK	F8
VGA6P15BK	F8
VGA6P25BK	F8
VGA6P35BK	F8
VGA6P50BK	F8
VGA6P75BK	F8
VM1010	L3
VM1013	L3
VM1018	L3
VM1020	L3
VM1210	L3
VM1213	L3
VM1218	L3
VM1220	L3
VM610	L3
VM613	L3
VM618	L3
VM620	L3
VM810	L3
VM813	L3
VM818	L3
VM820	L3
VMR47	L3
VMRB	L3
VS73	L5
VS74	L5
VS76	L5
VS76H	L5
VSC3	L5
VSC4	L5
VSC6	L5
VSD105	L8
VSD45	L8
WB2	K10
WB4	K10
WB6	K10
WBB14	K9
WBB24	K9
WBB28	K9
WBB44	K9
WBB48	K9
WBB618	K9
WBB64	K9
WBB68	K9
WBC1	N16
WBC12	N16
WBS24	K9
WBS28	K9
WBS44	K9
WBS48	K9
WSB985BK	R21
WSB986BK	R21
WSBA11BK	R21
WSBA11BSS	R21
WSBA2BK	R21
WSBA2BSS	R21
WSBC21UBK	R21
WSBC21USV	R21
WSBH42U	R21
WSBHTRBK	R21
WSBHTRBSS	R21
WSBPLATE1	R21
WSBPLATE2	R21
WSBUSB2X2ALU	R22
WSBUSB2X2BLK	R22
XLR10	F9
XLRST10	F9
XPL11010B	C9, C10
XPL11010W	C9, C10
XPL11010Y	C9, C10
ZAFB4U6	N15
ZAFB8U8	N15
ZAFBC	N15
ZCB5UP	N15
ZCB7UA	N15
ZCBLKIT	N15



HUBBELL PREMISE WIRING

23 Clara Drive
Suite 103
Mystic, Connecticut 06355
Phone (800) 626-0005
FAX (860) 535-8328
www.hubbell-premise.com

HUBBELL WIRING SYSTEMS

40 Waterview Drive
Shelton, Connecticut 06484
Tel: (800) 288-6000
Fax: (800) 255-1031
www.hubbell-wiring.com

HUBBELL INCORPORATED (Delaware)

40 Waterview Drive
Shelton, Connecticut 06484
Tel: (475) 882-4000
www.hubbell.com

Hubbell Premise Wiring Global Sales Locations

CANADA

Hubbell Canada, Inc.
870 Brock Road South
Pickering, Ontario L1W 1Z8
Canada
Tel: 905-839-1138
Fax: 905-839-9108

MEXICO

Hubbell de Mexico, S.A. de C.V.
Av. Insurgentes Sur No. 1228, Piso 8
Col. Tlacoquemecatl del Valle
Mexico, D. F. 03200
Mexico
Tel: 52-55-9151-9999
Fax: 52-55-9151-9989

EUROPE REGION HQ

Hubbell Wiring Systems, Europe
Brunel Drive
Stretton Park
Burton upon Trent
Staffordshire DE13-OBZ
England
Tel: 44-1283-500500
Fax: 44-1283-500400

MIDDLE EAST, AFRICA, INDIA

Hubbell Premise Wiring
Building 6EB, Office 432
Dubai Airport Free Zone (DAFZ)
P.O. Box 23529
Dubai, United Arab Emirates
Tel: 971-4-609-1222
Fax: 971-4-609-1225

INDIA and SAARC

Hubbell Wiring Systems
Unit No. 4B, 1st Floor
Zenith Building (Phase 3)
Acendas IT Park, CSIR Road
Taramani, Chennai 600113
India
Tel: 91-9840881554

LATIN AMERICA REGION HQ

Hubbell Wiring Systems
12080 SW 127th Ave, Suite #303
Miami, FL 33186
Tel: 305-408-4501
Fax: 305-408-4501

COLOMBIA, ECUADOR, PERU and VENEZUELA

Hubbell Premise Wiring
Calle Luxemburgo Con
Esquina Av. Portugal
Edf. Braganza, 606
Quito, Ecuador
Tel Ecuador: 593-9-9339-6400
Tel Venezuela: 58-41-4778-9716
Tel Other: 305-400-2723

ARGENTINA, CHILE, URUGUAY and PARAGUAY

Hubbell Wiring Systems
Primera Junta 2361
Buenos Aires, Argentina
Tel: 54-911-6268-0441

CENTRAL AMERICA

Hubbell Wiring Systems, Central America
Frente al Banco Nacional de Costa Rica
Barva, Heredia
Costa Rica
Tel: 506-2260-1616
Fax: 506-2260-1616

CARIBBEAN

Hubbell Wiring Systems
P. O. Box 4138
Road 686, Km. 17.3
Vega Baja, Puerto Rico 00694-4138
Tel: 787-674-2727

TRINIDAD

Single Source Solutions
18 Vallot Street
Boissiere No. 1, Maraval
Port of Spain
Trinidad, West Indies
Tel: +1-305-407-8092

ASIA PACIFIC REGION HQ/ HONG KONG

Hubbell Wiring Systems
15/F, Radio City
511 Hennessy Road
Causeway Bay, Hong Kong
Tel: 852-2836-7131
Fax: 852-2836-7132

CHINA

Hubbell Commercial & Trading (Shanghai) Co., Ltd
Room H/I, 18F
Shanghai International Ocean and Finance Building
No. 720 Pudong Avenue
Shanghai 200120, P. R. China
Tel: 8621-3392-6550 ext 218
Fax: 8621-3392-6551

KOREA

Hubbell International, Inc. Korea Branch
Suite 512 Hyosung Intellian
426 Kangseo-Road, Kangseo-Gu
Seoul 157-930, Korea
Tel: 82-2-2607-1363
Fax: 82-2-2603-7386

TAIWAN

Hubbell-Taian Co., Ltd.
7F, No. 19-8, San Chong Road,
Nan-Kang, Taipei 115, Taiwan
Tel: 886-2-2655-1028
Fax: 886-2-2655-1029

hubbell.com/hubbellpremisewiring/en/

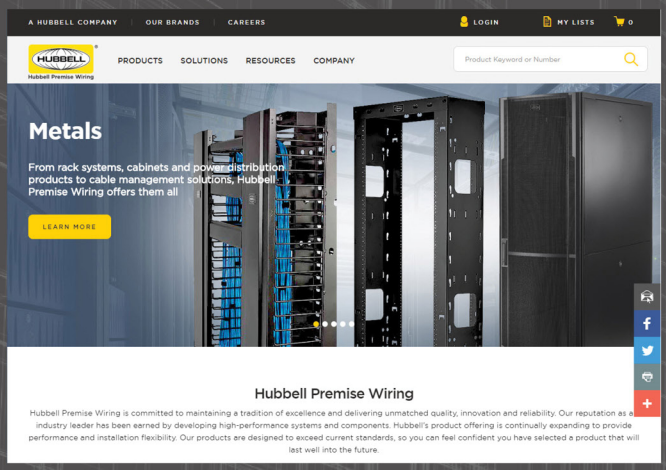

Your complete online resource

Find what you need quickly with our multi-functional online value-added tools, print, zoom, search and download required information anytime, anywhere.

History of Hubbell

The late 1800s marked an era of invention and business development, and Hubbell Incorporated was right there, on the forefront, pioneering new product designs and manufacturing innovations that would light the way to future success. Harvey Hubbell II, who founded the company in 1891 in Bridgeport, Connecticut, was one of the nation's true entrepreneurs. In 1896, he patented the "pull socket" with built-in switch, an invention that transformed Edison's electric bulb by providing a means of safe control. Amazingly, the same light bulb socket with its on-off pull chain remains in use today.

He also invented the electrical plug and duplex receptacles that are found wherever electrical power is used. The organization developed a reputation for products of the highest quality that still serves as a hallmark of the company today.

More than a century of technological innovation and rapid growth has followed, establishing Hubbell Incorporated as a worldwide leader in the manufacture of quality electrical and electronic products for the commercial, industrial, lighting, residential, telecommunications and utility markets.

Hubbell Premise Wiring

HUBBELL INCORPORATED (Delaware)
23 Clara Drive • Suite 103 • Mystic, CT 06355
Phone (800) 626-0005 • FAX (860) 535-8328
hubbell.com/hubbellpremisewiring/en/

Worldwide Locations

Hubbell Premise Wiring, Asia Pacific
852-2836-7131 • Fax: 852-2836-7132

Hubbell Canada Inc.
905-839-1138 • Fax: 905-839-9108

Hubbell Premise Wiring, Central America
506-2260-1616 • Fax: 506-2260-1616

Hubbell Premise Wiring, China
8621-3392-6550 • Fax: 8621-3392-6551

Hubbell Premise Wiring, Europe
44-1283-500500 • Fax: 44-1283-500400

Hubbell Wiring Systems, India
91-984-088-1554

Hubbell International Inc., Korea Branch
82-2-2607 1363 • Fax: 82-2-2603 7386

Hubbell Premise Wiring, Latin America
305-408-4501 • Fax: 305-408-4501

Hubbell de Mexico, S.A. de C.V.
52-55-9151-9999 • Fax: 52-55-9151-9989

Hubbell Premise Wiring, Middle East
971-4-609-1222 • Fax: 971-4-609-1225

Hubbell Premise Wiring, Puerto Rico
787-674-2727

Hubbell-Taian Co., Ltd., Taiwan
886-2-2655-1028 • Fax: 886-2-2655-1029

Hubbell Premise Wiring, Venezuela
58-41-4778-9716

Hubbell Premise Wiring, Columbia
305-400-2723

HUBBELL®
Premise Wiring

hubbell.com/hubbellpremisewiring/en/

PCF2020 Printed in U.S.A. Copyright 2020, Hubbell Incorporated • Specifications subject to change without notice.
® Registered Trademark of Hubbell Incorporated. • ™ Trademark of Hubbell Incorporated.