


METAL | Ladder and Basket Tray


Hubbell Basket and Ladder Trays provide innovative, flexible, field-configurable cable management that give delivery systems enhanced capacity, proper support for bend radius and much more. Available for overhead and raised floor applications, Hubbell has a wire tray system to meet specific cable management requirements, saving labor, minimizing waste and reducing impact to the environment.





METAL | Ladder and Basket Tray

Ladder Tray	M3
Ladder Tray Accessories.....	M4
Round Wire Basket Tray.....	M5
Flat Wire Basket Tray.....	M6
Under Floor Wire Basket Tray	M7
Accessories for Wire Basket Tray	M8
Splice Tool and Hardware; Cutting and Forming Fittings.....	M10



Features

- Material: 16 gauge tubular steel
- Durable powder coat
- Stringer dimensions: 0.375" W x 1.5" H
- Rung spacing: 9.0"
- Weight capacity: 45lb/foot



Straight Section
HLS0612G



Flat Turn 90°
HLF1290G



Inside Radius 90°
HLI1290G

Straight Sections

Width Inches (mm)	6' (1829) Length	
	Gray	Black
6" (152)	HLS0606G	HLS0606B
12" (305)	HLS0612G	HLS0612B
18" (457)	HLS0618G	HLS0618B
24" (610)	HLS0624G	HLS0624B

Width Inches (mm)	10' (3048) Length	
	Gray	Black
6" (152)	HLS1006G	HLS1006B
12" (305)	HLS1012G	HLS1012B
18" (457)	HLS1018G	HLS1018B
24" (610)	HLS1024G	HLS1024B

Note: Width = outside to outside dimensions.

90° Turns

Width Inches (mm)	Inside Radius 90°	
	Gray	Black
6" (152)	HLI0690G	HLI0690B
12" (305)	HLI1290G	HLI1290B
18" (457)	HLI1890G	HLI1890B
24" (610)	HLI2490G	HLI2490B

Width Inches (mm)	Outside Radius 90°	
	Gray	Black
6" (152)	HLO0690G	HLO0690B
12" (305)	HLO1290G	HLO1290B
18" (457)	HLO1890G	HLO1890B
24" (610)	HLO2490G	HLO2490B

Width Inches (mm)	Flat Turns 90°	
	Gray	Black
6" (152)	HLF0690G	HLF0690B
12" (305)	HLF1290G	HLF1290B
18" (457)	HLF1890G	HLF1890B
24" (610)	HLF2490G	HLF2490B



Butt Splice Kit
HLBSK



Swivel Splice Kit
HLSSK



Mounting Kit
HLMPK19D



Triangle Wall Support
HLTSB12G

Splice Kits

Description	Black
Butt splice kit	HLBSK
Swivel splice kit	HLSSK
T-junction splice kit	HLTK

Cable Radius Drop

Ladder Width Inches (mm)	Actual Width Inches (mm)	Black
6" (152)	4.5" (114)	HLCD06*
12" (305)	10.75" (273)	HLCD12
18" (457)	16.75" (425)	HLCD18
Stringer	7.5" (191)	HLCD5

*Can also be mounted on stringer

Ceiling Mounting Kit

Description	Black
Ceiling mounting kit with two 6' x 0.625Ø threaded rods	HLCMK
Brackets only	HLCF

Vertical Wall Bracket

Description	Black
2 clips	HLVWBK

Corner Radius

Description	Gray	Black
Internal radius 90°	HLCG	HLCB

Protective End Caps

Description	Black
2-pack	HLECPK2

J-Bolt Kit

Description	Black
2-pack, galvanized	HLJB

Foot Kit

Description	Black
2-pack with splices	HLRF

Cable Retaining Fence Posts

Nominal Height Inches (mm)	Actual Height Inches (mm)	Gray	Black
6" (152)	8.3" (211)	HLP06G	HLP06B
8" (203)	10.4" (264)	HLP08G	HLP08B
10" (254)	12.4" (315)	HLP10G	HLP10B

Triangle Wall Supports

Width Inches (mm)	Gray	Black
6" (152)	HLTSB06G	HLTSB06B
12" (305)	HLTSB12G	HLTSB12B
18" (457)	HLTSB18G	HLTSB18B
24" (610)	HLTSB24G	HLTSB24B

Wall Angle Supports

Width Inches (mm)	Gray	Black
6–12" (152–305)	HLX0612G	HLX0612
18" (457)	HLX1518G	HLX1518
24" (610)	HLX24G	HLX24

Ladder Standoff Support

Description	White	Gray	Black
14" vertical support	HLH14W	HLH14G	HLH14B

Mounting Kit to Relay Rack

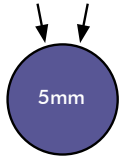

Description	Black
3" rack	HLMPK19
6" rack	HLMPK19D

Wall/Rack Mounting Kit

Description	Black
Includes (1) HLMPK19, (1) HLX0612, (1) 40"L x 12"W ladder section	HLWRK

Elevation Kit

Height Inches (mm)	Black
2–3" (51–76)	HLEK23
4–6" (102–152)	HLEK46



.0078125 sq. inch
Round Wire Design

Features

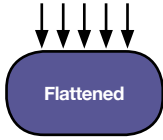
- T-weld construction prevents snags
- 5mm round wire on smaller sizes
- 6mm round wire on larger sizes
- High load rating
- Easy to cut and fabricate fittings in the field
- 100% recycled steel
- Use factory support hardware or fabricate supports on the job site
- 2" x 4" mesh opening
- Painted tray includes factory installed masking to assure proper grounding at splices; no need to remove paint during installation

10 Feet per Length 10 pc. min. order qty.	Width	Load (lb/ft)	Weight per Length (lb)	Splice Quantity		Finish	
				90° Sweep Elbow	Straight Splice	Pre-Galvanized	Black Powder Coat
2" Deep Tray	4" (102) ◆	45	7	2	2	HPWW0204	HPWW0204BK
	6" (152) ●◆	50	9	3	4	HPWW0206	HPWW0206BK
	8" (203) ●◆	52	11	4	4	HPWW0208	HPWW0208BK
	12" (305) ●◆	58	12	6	4	HPWW0212	HPWW0212BK
	16" (406) ●	70	15	7	4	HPWW0216	HPWW0216BK
	18" (457) ●	70	23	9	4	HPWW0218	HPWW0218BK
	20" (508) ●	73	25	9	5	HPWW0220	HPWW0220BK
	22" (559)	73	27	12	5	HPWW0222	HPWW0222BK
	24" (610) ●	75	31	12	5	HPWW0224	HPWW0224BK
	26" (660)	73	33	13	6	HPWW0226	HPWW0226BK
	28" (711)	73	35	14	6	HPWW0228	HPWW0228BK
	30" (762)	70	38	15	6	HPWW0230	HPWW0230BK
32" (813)	70	39	16	6	HPWW0232	HPWW0232BK	
4" Deep Tray	4" (102) ◆	49	12	2	4	HPWW0404	HPWW0404BK
	6" (152) ●◆	49	13	3	5	HPWW0406	HPWW0406BK
	8" (203) ●◆	78	15	4	6	HPWW0408	HPWW0408BK
	12" (305) ●	78	23	6	6	HPWW0412	HPWW0412BK
	16" (406) ●	108	27	7	7	HPWW0416	HPWW0416BK
	18" (457) ●	116	29	9	7	HPWW0418	HPWW0418BK
	20" (508) ●	116	31	9	7	HPWW0420	HPWW0420BK
	22" (559)	116	33	12	8	HPWW0422	HPWW0422BK
	24" (610) ●	116	35	12	8	HPWW0424	HPWW0424BK
	28" (711)	108	39	14	9	HPWW0428	HPWW0428BK
6" Deep Tray	8" (203) ●	116	23	4	6	HPWW0608	HPWW0608BK
	12" (305) ●	123	27	6	6	HPWW0612	HPWW0612BK
	16" (406) ●	123	31	7	7	HPWW0616	HPWW0616BK
	18" (457) ●	127	33	9	7	HPWW0618	HPWW0618BK
	20" (508) ●	127	35	9	7	HPWW0620	HPWW0620BK
	22" (559) ●	127	37	12	8	HPWW0622	HPWW0622BK
	24" (610) ●	150	39	12	8	HPWW0624	HPWW0624BK
8" Deep Tray	8" (203) ●	116	27	4	8	HPWW0808	HPWW0808BK
	12" (305) ●	116	31	6	8	HPWW0812	HPWW0812BK
	16" (406) ●	116	35	7	9	HPWW0816	HPWW0816BK
	18" (457) ●	116	37	9	9	HPWW0818	HPWW0818BK
	20" (508) ●	116	39	9	9	HPWW0820	HPWW0820BK

● UL Classified/cUL Classified as equipment ground conductor

◆ 5mm diameter round wire (all others 6mm diameter round wire)

Note: All dimensions are +/- 0.25"; custom paint colors available in addition to Black Powder Coat (contact Hubbell)



.03125 sq. inch
Flat Wire Design

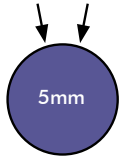
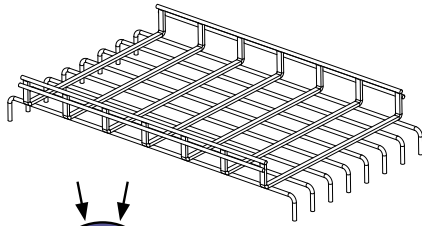
Features

- Flat shaped cross-wires provide significantly more surface area to support weight of cables
- Flat ribs provide 400% more surface area and reduce stress on cables by 60%
- 100% recycled steel
- 2" x 4" mesh opening
- Cable stress reduction helps maintain Cat 6 and Cat 6A performance
- Cuts and configures the same as round wire tray
- Uses the same splicing and mounting hardware as round wire tray

10 Feet per Length 10 pc. min. order qty.	Width	Load (lb/ft)	Weight per Length (lb)	Splice Quantity		Finish	
				90° Sweep Elbow	Straight Splice	Pre-Galvanized	Black Powder Coat
	4" (102)	45	7	2	2	HPWW0204S	HPWW0204SBK
	6" (152) ●	50	9	3	4	HPWW0206S	HPWW0206SBK
	8" (203) ●	52	11	4	4	HPWW0208S	HPWW0208SBK
	12" (305) ●	58	12	6	4	HPWW0212S	HPWW0212SBK
	16" (406) ●	70	15	15	7	HPWW0216S	HPWW0216SBK
	18" (457) ●	70	23	9	4	HPWW0218S	HPWW0218SBK
	20" (508) ●	73	25	9	5	HPWW0220S	HPWW0220SBK
	22" (559)	73	27	12	5	HPWW0222S	HPWW0222SBK
	24" (610) ●	75	31	12	5	HPWW0224S	HPWW0224SBK
	26" (660)	73	33	13	6	HPWW0226S	HPWW0226SBK
	28" (711)	73	35	14	6	HPWW0228S	HPWW0228SBK
	30" (762)	70	38	15	6	HPWW0230S	HPWW0230SBK
	4" (102)	49	12	2	4	HPWW0404S	HPWW0404SBK
	6" (152) ●	49	13	3	5	HPWW0406S	HPWW0406SBK
	8" (203) ●	78	15	4	6	HPWW0408S	HPWW0408SBK
	12" (305) ●	78	23	6	6	HPWW0412S	HPWW0412SBK
	16" (406) ●	108	27	7	7	HPWW0416S	HPWW0416SBK
	18" (457) ●	116	29	9	7	HPWW0418S	HPWW0418SBK
	20" (508) ●	116	31	9	7	HPWW0420S	HPWW0420SBK
	22" (559)	116	33	12	8	HPWW0422S	HPWW0422SBK
	24" (610) ●	116	35	12	8	HPWW0424S	HPWW0424SBK
	26" (660)	108	33	13	6	HPWW0426S	HPWW0426SBK
	28" (711)	108	39	14	9	HPWW0428S	HPWW0428SBK
	30" (762)	70	38	15	6	HPWW0430S	HPWW0430SBK
	8" (203) ●	116	23	4	6	HPWW0608S	HPWW0608SBK
	12" (305) ●	123	27	6	6	HPWW0612S	HPWW0612SBK
	16" (406) ●	123	31	7	7	HPWW0616S	HPWW0616SBK
	18" (457) ●	127	33	9	7	HPWW0618S	HPWW0618SBK
	20" (508) ●	127	35	9	7	HPWW0620S	HPWW0620SBK
	22" (559) ●	127	37	12	8	HPWW0622S	HPWW0622SBK
	24" (610) ●	150	39	12	8	HPWW0624S	HPWW0624SBK
	26" (660)	108	33	13	6	HPWW0626S	HPWW0626SBK
	8" (203) ●	116	27	4	8	HPWW0808S	HPWW0808SBK
	12" (305) ●	116	31	6	8	HPWW0812S	HPWW0812SBK
	16" (406) ●	116	35	7	9	HPWW0816S	HPWW0816SBK
	18" (457) ●	116	37	9	9	HPWW0818S	HPWW0818SBK
	20" (508) ●	116	39	9	9	HPWW0820S	HPWW0820SBK

●UL Classified/cUL Classified as equipment ground conductor

Note: All dimensions are +/- 0.25"; custom paint colors available in addition to Black Powder Coat (contact Hubbell)



.0078125 sq. inch
Round Wire Design

Features

- T-weld construction prevents snags
- 5mm round wire on smaller sizes
- 100% recycled steel
- Use factory support hardware or fabricate supports on the job site
- 2" x 4" mesh opening
- Painted tray includes factory installed masking to assure proper grounding at splices; no need to remove paint during installation

METAL | LADDER AND BASKET TRAY

Under Floor Wire Basket Tray, Round, Pre-Galvanized

Height	Length	Width		
		6"	12"	22"
2"	2'	HPWU020602	HPWU021202	HPWU022202
	4'	HPWU020604	HPWU021204	HPWU022204
	6'	HPWU020606	HPWU021206	HPWU022206
4"	2'	HPWU040602	HPWU041202	HPWU042202
	4'	HPWU040604	HPWU041204	HPWU042204
	6'	HPWU040606	HPWU041206	HPWU042206
6"	2'	HPWU060602	HPWU061202	HPWU062202
	4'	HPWU060604	HPWU061204	HPWU062204
	6'	HPWU060606	HPWU061206	HPWU062206
8"	2'	-	HPWU081202	HPWU082202
	4'	-	HPWU081204	HPWU082204
	6'	-	HPWU081206	HPWU082206
Flat	2'	-	-	HPWU002202

Under Floor Accessories

Description	Contents	Height	Catalog No.
Pedestal, U-clamp	(1) clamp	-	HPWWPCL
Pedestal, kit	(2) clamps, 1 cross bar	-	HPWWPKT
Support, pre-galvanized	(1) 24" sawhorse style support that mounts onto floor	4"	HPWWUST04
		6"	HPWWUST06
		8"	HPWWUST08
		10"	HPWWUST10
		12"	HPWWUST12
		14"	HPWWUST14
		16"	HPWWUST16
		18"	HPWWUST18
		20"	HPWWUST20
		22"	HPWWUST22
		24"	HPWWUST24
26"	HPWWUST26		
28"	HPWWUST28		
30"	HPWWUST30		



Center Support
HPWWCSP12



Ceiling Support
HPWWGSP12



Trapeze Support
HPWWTZS



L-Bracket
HPWWLBT04



C-Bracket
HPWWCBT04



Shelf Support
HPWWSSP12



Grounding Kit
HGRKTWB5

Supports*

	Center Support		Ceiling Support		Trapeze Support	
Width	Weight (lb/each)	Catalog No.	Weight (lb/each)	Catalog No.	Weight (lb)	Catalog No.
4" (102)	1.6	HPWWCSP04	-	-	Attaches to the side of the tray; for tray sizes 16" wide and smaller; use in pairs; 50-pack	
6" (152)	1.8	HPWWCSP06	-	-		
8" (203)	2	HPWWCSP08	-	-		
12" (305)	2.7	HPWWCSP12	1.1	HPWWGSP12	9.0/box	HPWWTZS
16" (406)	3.3	HPWWCSP16	1.5	HPWWGSP16		
18" (457)	3.4	HPWWCSP18	1.6	HPWWGSP18		
20" (508)	3.8	HPWWCSP20	1.9	HPWWGSP20		
24" (610)	4.4	HPWWCSP24	1.9	HPWWGSP24		

Brackets*

	L-Bracket		C-Bracket		Shelf Support	
Width	Weight (lb/each)	Catalog No.	Weight (lb/each)	Catalog No.	Weight (lb/each)	Catalog No.
4" (102)	0.7	HPWWLBT04	1.2	HPWWCBT04	0.4	HPWWSSP04
6" (152)	0.8	HPWWLBT06	-	-	0.5	HPWWSSP06
8" (203)	0.9	HPWWLBT08	1.5	HPWWCBT08	0.6	HPWWSSP08
12" (305)	1.4	HPWWLBT12	2.0	HPWWCBT12	1.2	HPWWSSP12
16" (406)	1.5	HPWWLBT16	-	-	1.7	HPWWSSP16
18" (457)	1.7	HPWWLBT18	2.7	HPWWCBT18	1.9	HPWWSSP18
20" (508)	2.1	HPWWLBT20	-	-	2.6	HPWWSSP20
24" (610)	2.3	HPWWLBT24	-	-	3.2	HPWWSSP24

Splice Hardware*

Description	Weight (lb)	Catalog No.
Splice Kit 3 piece staked bolt/washer and nut combination; splices straight sections and field formed fittings; 50-pack	5.0/box	HPWWSKT
Bar Splice Slotted bar 11 ¹⁵ / ₁₆ " long; splices straight sections and fittings; bend to form tray reducers; adds rigidity to tray splices; 50-pack	14.0/box	HPWWBSP
Corner Splice: (2) 90° splice bars and (8) sets of the splice kit Splice Fittings: use one per each Tee Fitting; use two per each Cross Fitting	1.0 each	HPWWCSP
Washer Support Splices straight sections and fittings and can also be used as a hold down method for tray to strut (nut and bolt provided separately); 50-pack	6.0/box	HPWWWST
Grounding Kit Provides additional supplemental grounding for basket tray splices; may be specified in addition to the standard method of splicing basket tray using HPWWSKT splice kits; kit includes five 9" #6 AWG copper leads and ten split bolts	1.5 each	HGRKTWB5

*Catalog numbers shown are for pre-galvanized accessories. Add "BK" to the end of the part number for Black finish.



Termination Support
HPWWTST06



Divider
HPWWDVDR0205



Fitting Attachment
HPWWFIT45



Vertical Down
HPWWVDN



Cable Guide
HPWWCG

Galvanized Steel Covers*

5 feet length per piece

Tray Width In (mm)	Length In (mm)	Weight (lb/each)	Catalog No.
4" (102)	59" (1500)	3	HPWWC0405
6" (152)	59" (1500)	3.5	HPWWC0605
8" (203)	59" (1500)	4.5	HPWWC0805
12" (305)	59" (1500)	6	HPWWC1205
16" (406)	59" (1500)	8	HPWWC1605
18" (457)	59" (1500)	8.5	HPWWC1805
20" (508)	59" (1500)	9.5	HPWWC2005
24" (610)	59" (1500)	11	HPWWC2405

Galvanized Steel Inserts*

Provides a solid bottom for tray; 5 feet length per piece

Tray Width In (mm)	Length In (mm)	Weight (lb/each)	Catalog No.
4" (102)	59" (1500)	3.5	HPWWBM0405
6" (152)	59" (1500)	5.0	HPWWBM0605
8" (203)	59" (1500)	7.0	HPWWBM0805
12" (305)	59" (1500)	11.0	HPWWBM1205
16" (406)	59" (1500)	13.5	HPWWBM1605
18" (457)	59" (1500)	16.5	HPWWBM1805
20" (508)	59" (1500)	18.0	HPWWBM2005
24" (610)	59" (1500)	20.0	HPWWBM2405

Galvanized Steel Dividers*

Bolt and nut to secure to support bracket (sold separately);
5 feet length per piece

For use with tray (lb/each)	Length In (mm)	Weight (lb/each)	Catalog No.
2" deep	60" (1524)	2	HPWWDVDR0205
4" deep	60" (1524)	5	HPWWDVDR0405
6" deep	60" (1524)	7.5	HPWWDVDR0605
8" deep	60" (1524)	10	HPWWDVDR0805

Accessories*

Description	Tray Width In (mm)	Weight (lb/each)	Catalog No.
Radius Down: increases cable protection and cable bend control	4" (102)	2.5	HPWWRDN04
	6" (152)	3.75	HPWWRDN06
	12" (305)	7.5	HPWWRDN12
Vertical Down: protects cables when dropping from the end or side of tray	7¾" (102)	1.5	HPWWVDN
Label Clip: attachment for all sizes of tray		0.1	HPWLCLC
Cable Guide: maintains cable bend radius; acts as divider for straight sections and fittings		1.0	HPWWCG
Electrical Box Bracket: attaches electrical box to side of tray		0.75	HPWWEBX
Sidacar: attaches to outside of tray, provides additional cable support 2" deep		0.5	HPWWSCR

Termination Support*

Secures end of tray to wall and can serve as blank end fitting

Tray Width In (mm)	Weight (lb/each)	Catalog No.
6" (152)	0.75	HPWWTST06
8" (203)	1.0	HPWWTST08
12" (305)	1.2	HPWWTST12
16" (406)	1.4	HPWWTST16
18" (457)	1.6	HPWWTST18
20" (508)	1.75	HPWWTST20
24" (610)	2.0	HPWWTST24

Polymer Inserts, Black


Provides a solid bottom for tray; 10 feet length per piece

Tray Width In (mm)	Length In (mm)	Weight (lb/each)	Catalog No.
4" (102)	118" (3000)	0.5	HPWWP0410
6" (152)	118" (3000)	0.65	HPWWP0610
8" (203)	118" (3000)	0.75	HPWWP0810
12" (305)	118" (3000)	1.0	HPWWP1210
16" (406)	118" (3000)	1.25	HPWWP1610
18" (457)	118" (3000)	1.5	HPWWP1810
20" (508)	118" (3000)	1.75	HPWWP2010
24" (610)	118" (3000)	2.25	HPWWP2410

Attachments*

Description	Weight (lb/each)	Catalog No.
Fitting Attachment, 2": Fills gap when creating fittings	1.0	HPWWFIT02
Fitting Attachment, 4" to 6"	1.0	HPWWFIT45
Rack Attachment: Attaches tray to top of rack	1.0	HPWWRAT
Conduit Attachment: Connects conduit to tray	1.5	HPWWCAT

*Catalog numbers shown are for pre-galvanized accessories. Add "BK" to the end of the part number for Black finish.



Cutting Wire Basket Tray


- Always make field cuts with the side action angle cutting tool
- Cuts can be made on any finish, width or depth basket tray
- Cut as many segments required for sweep elbows (refer to *Splice Quantity* columns on product pages)
- Remove any sharp edges to eliminate possible damage to cables



Splice Kit
HPWWSKT



Bar Splice
HPWWBSP



Corner Splice
HPWWCSP



Cutting Tool
HPWCUTTOOL

Splice Hardware

Description	Weight (lb)	Catalog No.	Description	Weight (lb)	Catalog No.
Cutting Tool Manual offset angled cutting tool, 24" leveraged handle	6.0/each	HPWCUTTOOL	Corner Splice: (2) 90° splice bars and (8) sets of the splice kit Splices Fittings: Use one per each Tee Fitting; use two per each Cross Fitting	1.0 each	HPWWCSP
Splice Kit 3 piece staked bolt/washer and nut combination; splices straight sections and field formed fittings; 50-pack	5.0/box	HPWWSKT	Washer Support Splices straight sections and fittings and can also be used as a hold down method for tray to strut (nut and bolt provided separately); 50-pack	6.0/box	HPWWWST
Bar Splice Slotted bar 11 ⁵ / ₁₆ " long; splices straight sections and fittings; bend to form tray reducers; adds rigidity to tray splices; 50-pack	14.0/box	HPWWBSP	Grounding Kit Provides additional supplemental grounding for basket tray splices; may be specified in addition to the standard method of splicing basket tray using HPWWSKT splice kits; kit includes five 9" #6AWG copper leads and ten split bolts	1.5 each	HGRKTWB5



How to Form a 90° Flat Sweep Elbow

- Determine which wires must be cut for the type of fitting or redirection required. This will usually be the side and bottom wires of every other mesh section.
- Cut the top side wire first.
- Cut the remaining side wires.
- Turn the tray over and cut the bottom wires.
- This creates open gaps in the side wall and bottom of the tray.
- Bend the tray to form the desired elbow radius curve by closing the gaps.
- Install splice kits and hardware where the wedge-shaped sections come together.
- Splice kits provide the mechanical connection, as well as electrical grounding continuity



How to Form a Tee Fitting

- Determine the location of the horizontal "tee" fitting along the length of basket tray.
- Cut the side wires from the tray which shall be the horizontal tray section, to the same width as the perpendicular tray section.
- Do not cut the bottom wires.
- Align the perpendicular tray to the opening in the side of the horizontal tray.
- Position one angle bracket from the HPWWCSP corner splice kit on each side of the opening.
- Secure the angle brackets to the horizontal and perpendicular tray sections with splice kits (nut, bolt, and washer) provided in the HPWWCSP corner splice kit.
- Support the tee fitting on all three sides of the tee using appropriate support method.