




Commercial, Industrial  
and Residential Electrical Products



297

# ROUND OLD WORK PANS

## Application

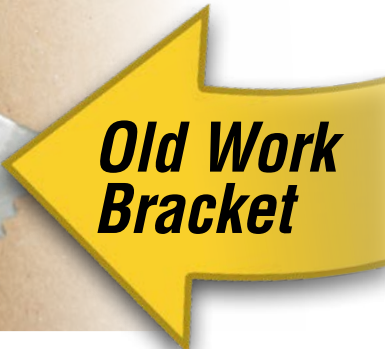
Shallow Old Work Pan design is ideal for mounting fixtures in existing walls or ceilings with obstructions that limit depth.

## Features

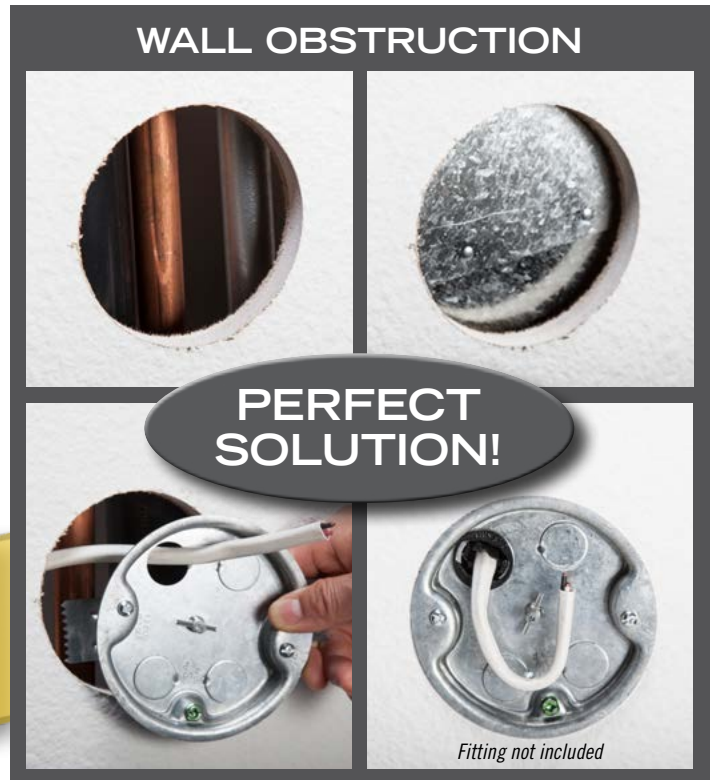
- Ideal pans for remodeling, two sizes
- Only 1/2" Deep
- Flange and bracket mounts to 1/2" or 5/8" drywall without stud
- #297 4" Round pan includes four (4) 1/2" Knockouts
- #290 3-1/2" Round pan includes two (2) 1/2" Knockouts
- cULus Listed



290



**Old Work  
Bracket**



Catalog No.	Description	Knockouts	Std. Pkg.	Recommended Maximum Support Loads (Fixture)	UPC-A Bar Code
290	3-1/2" Old Work Pan Box	2, 1/2"	10	6 Lbs.	050169002902
297	4" Old Work Pan Box	4, 1/2"	10	6 Lbs.	050169002971



**COMMERCIAL  
CONSTRUCTION**  
A Division of Hubbell Incorporated (Delaware)

RACO  
3902 W. Sample St.  
South Bend, IN 46619  
574-234-7151  
[www.hubbell.com/raco/en](http://www.hubbell.com/raco/en)

