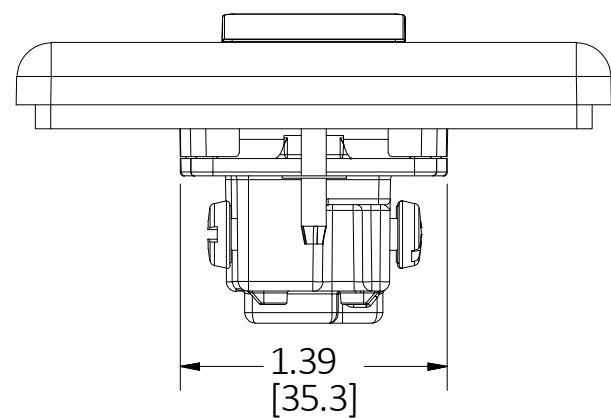
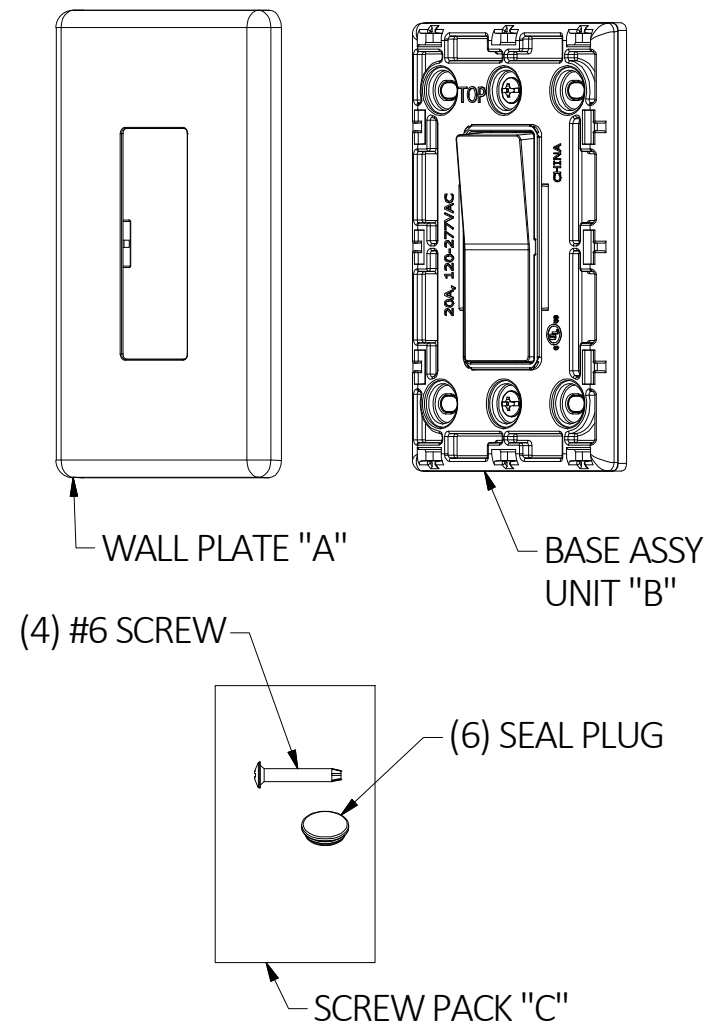
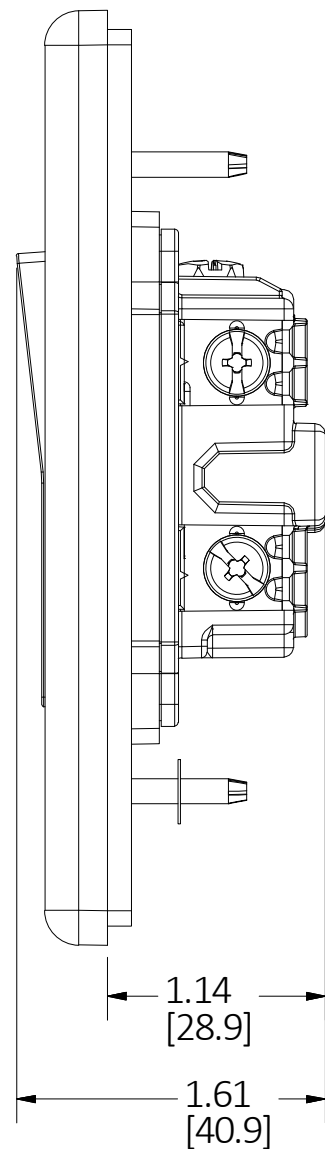
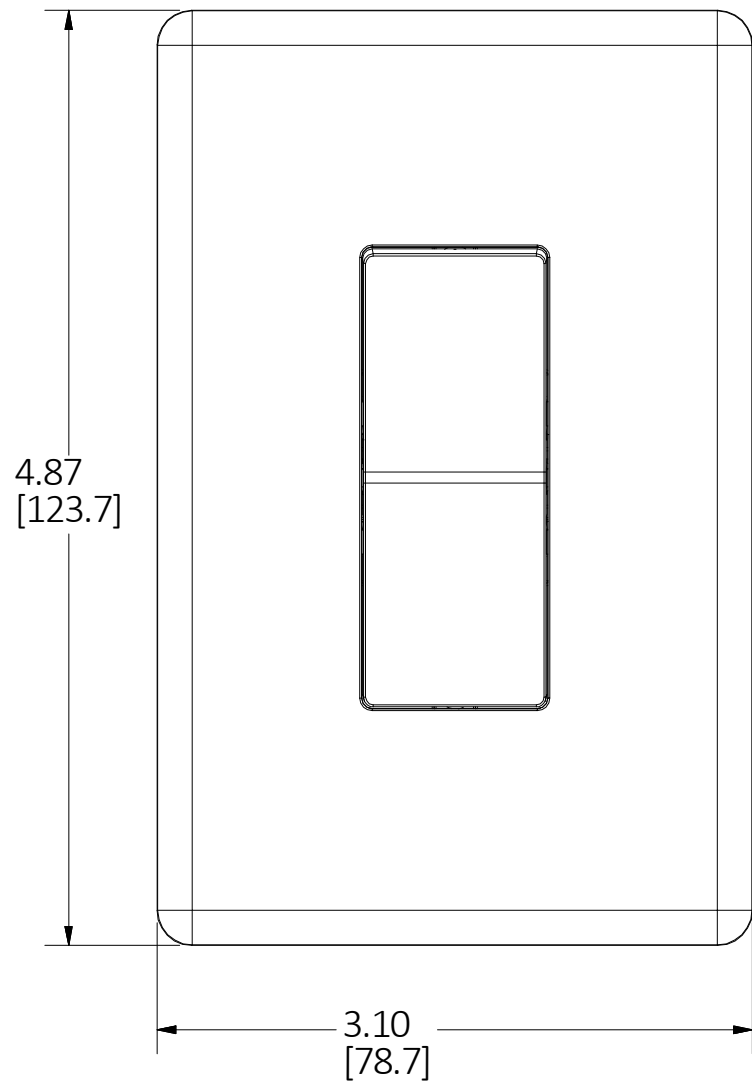


M-13824

2



VIEWS SHOWN UNIT WITH WALL PLATE SNAPPED ON THE BASE

NOTE:

1. ALL DIMENSIONS ARE IN INCH [mm].
2. THIS 3-WAY SWITCH CAN BE USED AS SINGLE POLE OPERATION WITH WIRING AS FOLLOW:
  - CONNECT THE BLACK SCREW TO THE POWER SOURCE;
  - CONNECT ANY ONE OF THE 2 BRASS SCREWS TO THE LOAD.
3. PRODUCT SUPPLIED WITH WALL PLATE "A" (NOT SNAPPED ON), BASE ASSY UNIT "B" AND SCREW PACK "C".
4. PRODUCT SUITABLE FOR WET AND DAMP LOCATION (DWL).
5. ENCLOSURE TYPES 1, 3R, 3RX, 12.

CAT.#	DESCRIPTION	COLOR	RATING
RSD120WPW	ROCKER SW WR SP/3-W 20A 120/277V WH	WHITE	20A, 120/277VAC
RSD120WPGY	ROCKER SW WR SP/3-W 20A 120/277V GY	GRAY	20A, 120/277VAC
RSD120WPLA	ROCKER SW WR SP/3-W 20A 120/277V LA	LIGHT ALMOND	20A, 120/277VAC

LIST OF PARTS

DESCRIPTION	MATERIAL	FINISH
WALL PLATE	THERMOPLASTIC	COLOR PER CAT.#
ROCKER	THERMOPLASTIC	COLOR PER CAT.#
TOP HOUSING	THERMOPLASTIC	
BASE	THERMOPLASTIC	BLACK COLOR
MOUNTING SCREW	SS STEEL	
STRAP	BRASS	
SPRING	STEEL	
GR. SPRING	SS. STEEL	
GASKET	FOAM	GRAY COLOR
TERMINALS	BRASS ALLOY	
STATIONARY TERM. SCREW	SS. STEEL	BRASS PLATE
COMM. TERM. SCREW	SS. STEEL	NICKEL PLATE + BLACK
GROUND SCREW	SS. STEEL	GREEN
SEAL PLUG	ELASTOMER	

2	ADD NOTE #3 TO 5 AND ISO VIEWS DCN #24077.	D.LI	6/15/18
1	NEW RELEASE PER DCN #23461	D.LI	11/30/17
REV	DESCRIPTION	APP	DATE

THE DESIGN AND DIMENSIONS OF THE PRODUCT SHOWN ON THIS DRAWING ARE SUBJECT TO CHANGE WITHOUT NOTICE. DIMENSIONS ARE IN INCHES [mm].

TITLE

WET AND DAMP ROCKER SWITCH



WIRING DEVICE-KELLEMS  
HUBBELL INCORPORATED  
SHELTON, CT

TOLERANCES UNLESS OTHERWISE SPECIFIED  
.XX = ± .01  
.XXX = ± .005  
ANGLE TOL. ±2°

DR. BY	D.LI	SCALE	1 : 1
CHK. BY		DATE	12/4/17