

















LAMP MATRIX

| Lamp | Watt. | Description | Base | Rated Life (Hrs) | Lumens | CBCP | Approx. Beam Spread | Color Temp. |
|---|------------------|----------------------|-------------|------------------|--------|-------|---------------------|-------------|
| R20  | 50W | R20 Flood | Medium | 2000 | 410 | - | - | - |
| BR30  | 65W | BR30 Flood | Medium | 2000 | 755 | - | - | - |
| | 85W | BR30 Flood | Medium | 2500 | 855 | - | - | - |
| BR40  | 90W | BR40 Flood | Medium | 2000 | 1050 | - | - | - |
| | 120W | BR40 Flood | Medium | 2000 | 1600 | - | - | - |
| MR16 Low Voltage Constant Color  | 20W Halogen | Very Narrow Spot ESX | 2-pin-GX5.3 | 3000 | - | 7400 | 7° | 2900 |
| | | Narrow Spot ESX | 2-pin-GX5.3 | 5000 | - | 3750 | 15° | 2900 |
| | | Flood BAB | 2-pin-GX5.3 | 5000 | - | 525 | 40° | 2900 |
| | 35W Halogen | Spot FRA | 2-pin-GX5.3 | 4000 | - | 3900 | 20° | 3000 |
| | | Flood FMW | 2-pin-GX5.3 | 4000 | - | 1000 | 40° | 3000 |
| | 50W Halogen | Narrow Spot EXT | 2-pin-GX5.3 | 6000 | - | 9800 | 15° | 3050 |
| | | Narrow Flood EXZ | 2-pin-GX5.3 | 6000 | - | 3200 | 25° | 3050 |
| | | Narrow Flood EXK | 2-pin-GX5.3 | 6000 | - | 2500 | 30° | 3050 |
| | | Flood EXN | 2-pin-GX5.3 | 6000 | - | 1700 | 40° | 3050 |
| | | Wide Flood FNV | 2-pin-GX5.3 | 6000 | - | 900 | 55° | 3050 |
| 71W Halogen | Narrow Spot EXF | 2-pin-GX5.3 | 4000 | - | 11500 | 15° | 3050 | |
| | Narrow Flood EXJ | 2-pin-GX5.3 | 4000 | - | 5500 | 25° | 3050 | |
| | Flood EYC | 2-pin-GX5.3 | 4000 | - | 2200 | 40° | 3050 | |
| PAR16  | 40W* Halogen | Narrow Spot | Medium | 2500 | - | 3050 | 12° | 3000 |
| | | Narrow Flood | Medium | 2500 | - | 850 | 30° | 3000 |
| | 60W Halogen | Narrow Spot | Medium | 2000 | 580 | 5400 | 10° | 2950 |
| | | Narrow Flood | Medium | 2000 | 580 | 1550 | 30° | 2950 |
| PAR20  | 35W* Halogen | Narrow Spot | Med NP | 2500 | - | 2250 | 10° | 3000 |
| | | Narrow Flood | Med NP | 2500 | - | 1000 | 26° | 3000 |
| | 50W Halogen | Spot | Med NP | 2500 | 570 | 6000 | 10° | 2800 |
| | | Flood | Med NP | 2500 | 570 | 1500 | 25° | 2800 |
| PAR30  | 50W Halogen | Narrow Spot | Med NP | 3000 | 630 | 8200 | 10° | 2800 |
| | | Narrow Flood | Med NP | 3000 | 630 | 2300 | 25° | 2800 |
| | | Flood | Med NP | 3000 | 630 | 1400 | 35° | 2800 |
| | 75W Halogen | Narrow Spot | Med NP | 3000 | 1030 | 13000 | 10° | 2830 |
| | | Narrow Flood | Med NP | 3000 | 1030 | 3800 | 25° | 2830 |
| | | Flood | Med NP | 3000 | 1030 | 2400 | 35° | 2830 |
| PAR38  | 60W Halogen | Spot | Med Skirt | 3000 | 1110 | 17000 | 10° | 2850 |
| | | Flood | Med Skirt | 3000 | 1110 | 2800 | 30° | 2850 |
| | IR | Flood 40 | Med Skirt | 3000 | 1110 | 1700 | 40° | 2850 |
| | 90W Halogen | Spot | Med Skirt | 2500 | 1310 | 20000 | 10° | 2900 |
| | | Cool Beam | Med Skirt | 2500 | 1260 | 4100 | 25° | 2870 |
| | | Flood | Med Skirt | 2500 | 1310 | 4700 | 25° | 2900 |
| | 120W Halogen | Narrow Spot | Med Skirt | 2500 | 1900 | 18000 | 9° | 2950 |
| Flood | | Med Skirt | 2500 | 1900 | 4000 | 30° | 2950 | |
| T4 Halogen  | 250W Halogen | T4 Clear | Mini-Can | 2000 | 5000 | - | - | - |
| | 500W Halogen | T4 Clear | Mini-Can | 2000 | 10000 | - | - | - |

LAMP MATRIX

| Lamp | Watt. | Description | Base | Rated Life (Hrs) | Lumens | CBCP | CRI | Approx. Beam Spread | Color Temp. | |
|---|---|--|--|-------------------------|----------------------|------------------------|----------------|---------------------|--------------------------------------|--------------|
| Twin Tube Compact Fluorescent  | 7W | CFI7 | G23 | 10000 | 400 | - | 82 | - | 2700 3500 4100 | |
| | 9W | CFI9 | G23 | 10000 | 580 | - | 82 | - | 2700 3500 4100 | |
| Quad Tube Compact Fluorescent (2-Pin)  | 13W | CFQ13 | GX23-2 | 10000 | 780 | - | 82 | - | 2700 3000 3500 4100 | |
| | 18W | CFQ18 | G24d-2 | 1000 | 1150 | - | 82 | - | 2700 3000 3500 4100 | |
| | 26W | CFQ26 | G24d-3 | 10000 | 1710 | - | 82 | - | 2700 3000 3500 4100 | |
| Triple Tube Compact Fluorescent  | 13W | F13 | GX24q-1 | 12000 | 900 | - | 82 | - | 2700 3000 3500 4100 | |
| | 18W | CFTR18 | GX24q-2 | 12000 | 1200 | - | 82 | - | 2700 3000 3500 4100 | |
| | 26W | CFTR26 | GX24q-3 | 12000 | 1800 | - | 82 | - | 2700 3000 3500 4100 | |
| | 32W | CFTR32 | GX24q-3 | 12000 | 2400 | - | 82 | - | 2700 3000 3500 4100 | |
| | 42W | CFTR42 | GX24q-4 | 12000 | 3200 | - | 82 | - | 2700 3000 3500 4100 | |
| | 57W | CFTR57 | GX24q-5 | 12000 | 4300 | - | 82 | - | 2700 3000 3500 4100 5000 | |
| | 70W | CFTR70 | GX24q-6 | 12000 | 5200 | - | 82 | - | 2700 3000 3500 4100 5000 | |
| | 85W | CFTR85 | 2G8-1 | 20000 | 6000 | - | 82 | - | 3000 4100 | |
| HID Metal Halide (Ceramic)  | 50W | ED17 | Medium | 10000 | 4100 | - | 85 | - | 3000 | |
| | 70W | ED17 | Medium | 16000 | 6200 | - | 85 | - | 3000 | |
| | 100W | ED17 | Medium | 16000 | 9500 | - | 85 | - | 3000 | |
| | 35W | PAR20 Spot PAR20 Flood | Medium Medium | 9000 9000 | 2000 2000 | 23000 5000 | 81 81 | 10° 30° | 3000 3000 | |
| | 35W | PAR30 Spot PAR30 Flood | Medium Medium | 9000 9000 | 2000 2200 | 44000 7400 | 81 81 | 10° 30° | 3000 3000 | |
| | 70W | PAR30 Spot PAR30 Flood | Medium Medium | 10000 10000 | 4700 4700 | 43000 10000 | 82 82 | 15° 40° | 3000 5000 | |
| | 70W | PAR38 Spot PAR38 Flood PAR38 Very Wide Flood | Medium Skirt Medium Skirt Medium Skirt | 10000 10000 10000 | 4800 4800 4800 | 40000 16000 3500 | 82 82 82 | 15° 25° 65° | 3000 3000 3000 | |
| | 100W | PAR38 Spot PAR38 Flood PAR38 Very Wide Flood | Medium Skirt Medium Skirt Medium Skirt | 10000 10000 10000 | 6500 6500 6500 | 58000 25000 6000 | 85 85 85 | 15° 25° 65° | 3000 3000 3000 | |
| | HID Metal Halide Small Aperture (Ceramic)  | 20W | Mini Master Tubular Single-Ended | BT-5 | 9000 | 1500 | - | 83 | - | 3000 3000 |
| | | 20W | MR16 Spot | GX10 | 9000 | 1000 | 9000 | 80 | 12° | 3000 |
| MR16 Flood | | | GX10 | 9000 | 1000 | 2900 | 80 | 25° | 3000 | |
| MR16 Very Wide Flood | | | GX10 | 9000 | 1000 | 1500 | 80 | 40° | 3000 | |
| 39W | | MR16 Flood | GX10 | 6000 | - | 7000 | - | 24° | 3000 | |
| | | MR16 Wide Flood | GX10 | 6000 | - | 4000 | - | 38° | 3000 | |
| | | MR16 Very Wide Flood | GX10 | 6000 | - | 2000 | - | 60° | 3000 | |
| 39W | T4 Single Ended | G8.5 | 9000 | 3300 | - | 81 | - | 3000 | | |
| 70W | T4 Single Ended | G8.5 | 6000 | 6400 | - | 83 | - | 3000 | | |
| 70W | T6 Single Ended | G12 | 12000 | 6600 | - | 81 | - | 3000 | | |
| 150W | T6 Single Ended | G12 | 9000 | 12700 | - | 96 | - | 4200 | | |
| HID Pressure Sodium  | 35W | E17 | Medium | 16000+ | 2250 | - | 22 | - | 2100 | |
| | 50W | E17 | Medium | 24000+ | 4000 | - | 22 | - | 2100 | |
| | 70W | E17 | Medium | 24000+ | 6300 | - | 22 | - | 2100 | |
| Incandescent  | 40W | A19 Standard | Medium | 1000 | 505 | - | 99 | - | - | |
| | 60W | A19 Standard | Medium | 1000 | 865 | - | 99 | - | - | |
| | 75W | A19 Standard | Medium | 750 | 1190 | - | 99 | - | - | |
| | 90W | A19 Standard | Medium | 1000 | 1465 | - | 99 | - | - | |
| | 100W | A19 Standard | Medium | 750 | 1710 | - | 99 | - | - | |
| | 150W | A-21 Standard | Medium | 750 | 2850 | - | 99 | - | - | |