



CEILING FAN CATALOG 2018

 **PROGRESS**
LIGHTING™



Table of Contents

04 FAN INSPIRATION

12 INDOOR FANS



66 OUTDOOR FANS



80 ACCESSORIES

- 82 Light Kits
- 88 Downrods
- 89 Remotes and Wall Controls
- 90 Blade Finishes
- 92 Index

INDOOR FANS

VAST p.15



ELLWOOD p.17



CALEB p.19



GAZE p.21



SPADES p.23



GLANDON p.25



GREER p.27



SOAR p.29



HARRANVALE p.31



GRACEFUL p.33



GUST p.35



KUDOS p.37



FRESNO p.39



TREVINA p.41



TREVINA II p.43



VERADA p.45



BILLOWS p.47



TEMPT p.49



NORTH PARK p.51



SIGNATURE PLUS II p.53



PERFORMANCE p.55



SIGNATURE p.57



SIGNATURE PLUS p.58



52" BUILDER p.59



52" BUILDER WITH LIGHT p.60



42" BUILDER p.61



VOX FAN p.63



52" HUGGER p.64



42" HUGGER p.65



OUTDOOR FANS

LAKEHURST p.69



WHIRL p.71



SMYRNA p.73



MONTAGUE p.75



PATIO p.77



PATIO p.78



DECORATIVE PATIO p.79





MARKET TREND - Lighting fixtures are expected to not only be functional, but decorative as well. Ceiling fans have begun to take the leap from simple appliances to fully functional and fashionable elements that complement other home accessories within a space.

*Featuring North Park Ceiling Fan
(Image: Richmond American Homes)*

Fan Inspiration

*CEILING FANS CAN SERVE
AS A STATEMENT PIECE OR EVEN
THE FOCAL POINT OF A ROOM*

Today's ceiling fans incorporate beautiful features, such as hand carved blades, sleek finishes and natural elements - to appeal to a variety of different design trends.

At Progress Lighting, we strive to incorporate this shift in our ceiling fan designs and are eager to present you with an expanded offering in this catalog.




DESIGN TIP ✦

Recently, ceiling fans without light kits have become popular in high-end designs. Rather than relying on a ceiling fan to provide the primary source of light in a room, the trend uses layers of different fixtures, such as pendants, wall sconces and lamps, for lighting. The ceiling fan then becomes a functional and aesthetic element to a room.

*Featuring Trevina Ceiling Fan
(Image: Richmond American Homes)*

HOW TO SELECT THE PERFECT FAN IN 5 STEPS

Ceiling fans are practical and efficient solutions for creating comfortable and welcoming living areas. Ideal for great rooms, bedrooms and outdoor patios, ceiling fans exceed purely functional benefits – and can also add a beautiful decor element to your home. With many styles, functions and features to choose from, narrowing down the choices can be a challenge. Here we present five tips for selecting the perfect ceiling fan for your home.



1 EXPLORE INDOOR VS. OUTDOOR USES

Fans provide a breezy setting for reading a book or catching up with friends, making them ideal for outdoor rooms. However, it's important to consider the certifications on the fan depending on the use. For high-humidity areas, choose a UL-Listed fan for Damp Locations – and for spaces that will be exposed to weather, choose a UL-Listed fan for Wet Locations. For interior use in dry spaces with minimal condensation, select a UL-Listed fan for Dry Locations. See testing listings defined on page 11.

2 GET YOUR HEIGHT RIGHT

You want to allow at least 7 feet (84 in.) from the floor to the bottom of the fan, with 8 or 9 feet being the ideal above-floor placement. For lower ceilings, consider a ceiling fan with a low profile to avoid disturbing inhabitants. Most ceiling fans come equipped with a down rod to help you adjust to the correct height.



3 CHOOSE THE FEATURES

There are many different features to choose from when browsing ceiling fans.



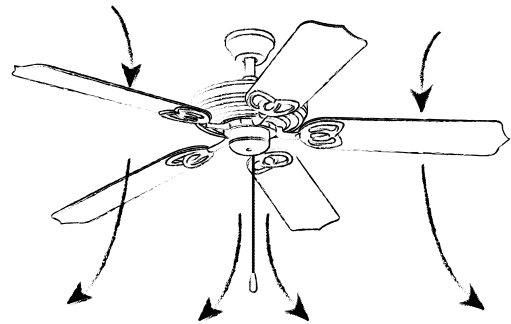
REVERSIBLE MOTOR

Did you know that ceiling fans can be used in both the winter and summer months? Typically, ceiling fans are used to help cool down a room and keep the air flowing with a counter-clockwise blade direction. However, fans can also keep a room warm when the direction of the blades is reversed.

Select a fan with reversible motor for the option to circulate cool or warm air. Most ceiling fans have a small switch located either on the motor housing or the switch cup. Move the switch to the opposite position to reverse the blade direction.

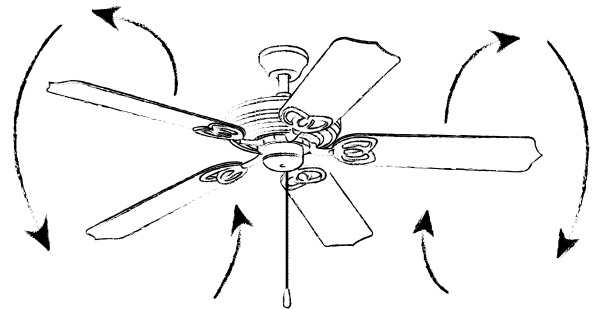
COUNTER-CLOCKWISE / FORWARD

This direction is used during the warmer months of the year as it makes a room cooler. By blowing the air downward, you will be able to feel a draft directly from the ceiling fan.



CLOCKWISE / REVERSE

This direction is used during the cooler months as it makes a room warmer by creating a draft that pushes warm air to the ceiling, along the walls and into the room. You will not feel much of a breeze in this setting.



LIGHT KIT

For a layered lighting design, complete your room's lighting plan by installing a light kit or selecting a fan with a pre-installed fixture.



FULL RANGE DIMMING

Full range dimming and hand-held remote control capabilities are available to offer an added convenience in controlling a room's environment.



ENERGY STAR

To save energy, consider an Energy Star rated fixture for your green design goals.



4 SIZE IT TO YOUR SPACE

Size is really important when selecting your ceiling fan. If a fan is too large, it can overwhelm the space. On the flip side, if the fan is too small, the airflow may be inadequate for that area.

As a general rule of thumb, lighting experts suggest the following fan sizes compared to square footage:

| Room Size (in square feet) | Fan Size (in inches) |
|-------------------------------|-------------------------|
| 0 - 75 | 0 - 36 |
| 76 - 144 | 36 - 42 |
| 145 - 225 | 42 - 50 |
| 226 - 400 | 50 - 54 |
| 401 + | 60 + |

5 SETTLE ON STYLE

Once you've identified the size and application of your fan, it's time for the fun part - choosing a style that complements your home decor. Consider fan shape, blade features and finish to help you meet your room's design needs. Choose from Traditional, Transitional, Coastal or Farmhouse styles. The possibilities are vast!



ENERGY SAVING LED LIGHT KITS

Featuring Signature Plus Fan with Light Kit
(Image: Richmond American Homes)

With the rapid advancement of lighting technology, LED light kits are quickly surpassing the efficiency of more traditional light kits, including those with fluorescent and incandescent sources. Progress Lighting offers a variety of LED light kits that meet strict requirements for maximum energy savings and superior performance.

LEDs have many unique, inherent benefits including long life, ease of maintenance,

resistance to breakage, lack of infrared or ultraviolet emissions, and instant-on performance.

Progress LED light kits use 3000K lighting temperature for a warm-white appearance. A dimmer can control a light kit so you can adjust illumination levels and set the room for a particular mood.

When you select a high-quality LED fixture, you can expect a significant return on investment from an energy conservation standpoint. Here are some of the energy saving benefits of LEDs from Progress Lighting:



LED sources use at least 75% less energy than incandescent lighting, allowing homeowners to save on operating expenses.



LEDs do not produce heat like traditional sources, reducing cooling costs. Traditional incandescent bulbs waste 98% of the energy they consume on heat.



LEDs last 35 to 50 times longer than incandescent sources and approximately 2 to 5 times longer than fluorescent lighting. (This means less bulb maintenance!)



LEDs do not use power when they are turned off.

INDOOR, DAMP AND WET LOCATION

All ceiling fans sold in the United States have been tested and rated by either Underwriters Laboratories (UL) or Intertek (ETL), each an independent product safety certification organization. It's important to pay attention to the rated listing when purchasing a ceiling fan as it will tell you what location the fan was designed for. **There are three location options: dry, damp and wet.**



DRY

Please note indoor only (dry location) fans should only be used indoors. Even if an outdoor area or screened-in porch is covered, the motor and the blades can be affected when exposed to humidity. You can, however, “bring the outdoors inside” – as using outdoor ceiling fans are perfectly acceptable to use in interior spaces.



DAMP

If you are selecting a ceiling fan for a space that is outdoors and under a roof, i.e. any covered porches; you should select either a damp or wet rated fan. Damp location fans may also be used indoors.



WET

If the fan comes directly into contact with water, you'll need to ensure that the ceiling has a “wet” listing. Ceiling fans designed for damp or wet locations feature elements, such as moisture-resistant motors and all weather blades. Wet location fans may also be used indoors.



Featuring North Park Ceiling Fan with Light Kit (Image: Richmond American Homes)



MARKET TREND - Large ceiling fans have become extremely popular over the last few years. These newer, oversized residential fans really create a visual impact in larger rooms, or in areas featuring high ceilings. The current trend is to incorporate bigger fans in smaller settings to help spread the airflow over a wider area, while also providing a dramatic design statement.

*Featuring 52" Builder Ceiling Fan with Light Kit
(Image: Richmond American Homes)*

Indoor Ceiling Fans

EXPERIENCE THE VERSATILITY CEILING FANS PROVIDE

The benefits of incorporating ceiling fans within a home are endless! They are stylish and can enhance a variety of interior design elements. Indoor ceiling fans allow individuals to control the temperature by room at any time, during any season. Finally, ceiling fans offer costs- and energy-savings features. They truly are a versatile and functional home accent.

VAST NEW



P2550-0930K shown with Brushed Nickel blades

Beautiful and expansive in design, the 72" Vast ceiling fan is ideal for use in large areas and outdoor covered areas for maximum cooling. A white opal shade complements a variety of finish options, including Brushed Nickel with Chrome accents, Antique Bronze or White with Chrome Accents.

FEATURES

- Limited lifetime warranty
- Dual Mount (flat or sloped ceiling-20°)
- DC motor
- Aluminum blades
- White opal glass
- Remote control with batteries is included

SIZE

72" dia., 16-3/4" ht.
80" lead wires

FINISHES

- Brushed Nickel - 09
- Antique Bronze - 20
- White - 30

P2550-0930K

*Brushed Nickel shown
with Chrome Accents
with Brushed Nickel blades*



Brushed Nickel



P2550-2030K

*Antique Bronze shown
with Antique Bronze blades*




Antique Bronze



P2550-3030K

*White shown
with Chrome Accents
and White blades*



White



ENERGY INFORMATION AT HIGH SPEED

| | |
|----------------------------|------------------------------------|
| AIRFLOW: | 7,982 cubic feet per minute |
| ELECTRICITY USE: | 28 watts (excludes lights) |
| AIRFLOW EFFICIENCY: | 285 cubic feet per minute per watt |



Fan



Light



Damp
Indoor/Outdoor

LAMPING INFORMATION

18w LED Module, 3000K, 90 CRI,
1400 lumens, dimmable.



Full Function Remote Control Included
*Full-range dimming for light
Six-speed fan operation
Reverse direction control*

ELLWOOD

NEW



P2546-09 shown with Driftwood blades

A picture of modern design, the functional minimalism of the Ellwood 68" ceiling fan is a product of advanced design. Five long and graceful blades made of carved wood move air with remarkable efficiency. A remote control is included - and controls full function dimming and fan speed capabilities.

FEATURES

- Limited lifetime warranty
- Dual Mount (flat or sloped ceiling-20°)
- Patented carved Wood blades
- Compatible with universal light kits
- Remote control with batteries is included
- Remote may be replaced with P2631-30 wall control

SIZE

68" dia., 16-3/4" ht.
80' lead wires

FINISHES

- Brushed Nickel - 09
- Antique Bronze - 20

P2546-09

Brushed Nickel shown with Driftwood blades



Driftwood



P2546-20

Antique Bronze shown with Walnut blades



Walnut



ENERGY INFORMATION AT HIGH SPEED

| | |
|----------------------------|-----------------------------------|
| AIRFLOW: | 7587 cubic feet per minute |
| ELECTRICITY USE: | 89.7 watts (excludes lights) |
| AIRFLOW EFFICIENCY: | 85 cubic feet per minute per watt |



Fan



Dry
Indoor only



Full Function Remote Included
Full-range dimming for light
Three-speed fan operation
Reverse direction control

CALEB NEW



P2560-20 shown with Walnut blades

Beautiful and expansive in design, the 68" Caleb ceiling fan is ideal for use in large spaces. Bent Carved Wood blades are paired with either Brushed Nickel or Antique Bronze finishes. Caleb features a dual mount system and is compatible with universal light kits. A full function remote control is included.

FEATURES

- Limited Lifetime Warranty
- Dual Mount (flat or sloped ceiling-20°)
- Non-reversible patented bent carved wood blades
- Compatible with universal light kits
- Remote control with batteries is included
- Remote may be replaced with P2631-30 wall control

SIZE

68" dia., 18" ht.
80" lead wires

FINISHES

- Brushed Nickel - 09
- Antique Bronze - 20

P2560-09

*Brushed Nickel shown
with Medium Cherry blades*



Medium Cherry



P2560-20

*Antique Bronze shown
with Walnut blades*



Walnut



ENERGY INFORMATION AT HIGH SPEED

| | |
|----------------------------|-----------------------------------|
| AIRFLOW: | 7045 cubic feet per minute |
| ELECTRICITY USE: | 86 watts (excludes lights) |
| AIRFLOW EFFICIENCY: | 82 cubic feet per minute per watt |



Fan



Dry

Indoor only



Full Function Remote Included
*Full-range dimming for light
Three-speed fan operation
Reverse direction control*

GAZE

NEW



P2554-1530K shown with Cherry blades

Three-blade 60" Gaze ceiling fan features an LED light source, offering both form and function with energy and cost-savings benefits. An opal white shade contains an 18W dimmable, 3000K LED module. Full range dimming and remote control is included.

FEATURES

- Limited lifetime warranty
- Dual Mount
(flat or sloped ceiling-20°)
- Reversible plywood blades
- White shatterproof lens
- Remote control with batteries is included
- Remote may be replaced with P2630-30 wall control

SIZE

60" dia., 13-1/8" ht.
54" lead wires

FINISHES

- Brushed Nickel - 09
- Polished Chrome - 15
- Antique Bronze - 20

P2554-0930K

Brushed Nickel shown with Silver blades



Cherry



Silver



P2554-1530K

Polished Chrome shown with White Washed blades



Cherry



White Washed



P2554-2030K

Antique Bronze shown with Cherry blades



Cherry



Walnut



ENERGY INFORMATION AT HIGH SPEED

| | |
|----------------------------|-----------------------------------|
| AIRFLOW: | 5,902 cubic feet per minute |
| ELECTRICITY USE: | 75 watts (excludes lights) |
| AIRFLOW EFFICIENCY: | 79 cubic feet per minute per watt |



Fan



Light



Dry
Indoor only

LAMPING INFORMATION

18w LED Module, 3000K, 90 CRI, 1400 lumens, dimmable.



Remote Control Included
Full-range dimming for light
Three-speed fan operation

SPADES NEW



P2570-143 shown with Graphite blades

The 56" Spades ceiling fan features a sleek contemporary two-blade design that is finished in Brushed Nickel, Polished Chrome or Graphite options. Spades features a dual mount system, an energy saving DC motor and ABS composite blades. A full function remote control is included.

FEATURES

- Limited Lifetime Warranty
- Dual Mount (flat or sloped ceiling-17°)
- DC motor
- Non-reversible ABS blades
- Remote control with batteries is included

SIZE

56" dia., 36-1/4" ht.
80" lead wires

FINISHES

- Brushed Nickel - 09
- Polished Chrome - 15
- Graphite - 143

P2570-09

*Brushed Nickel shown
with Silver blades*



Silver



P2570-15

*Polished Chrome shown
with Black blades*



Black



P2570-143

*Graphite shown
with Graphite blades*



Graphite



ENERGY INFORMATION AT HIGH SPEED

| | |
|----------------------------|------------------------------------|
| AIRFLOW: | 6746 cubic feet per minute |
| ELECTRICITY USE: | 32 watts (excludes lights) |
| AIRFLOW EFFICIENCY: | 207 cubic feet per minute per watt |



Fan



Dry
Indoor only



Full Function Remote Control Included
Full-range dimming for light
Six-speed fan operation
Reverse direction control

GLANDON NEW



P2586-7130K shown with Toasted Oak blades

The 60" Glandon ceiling fan features a 17W LED module (3000K color temperature) with a shatterproof white opal shade. Glandon is available in a Gilded Iron finish. With a sophisticated and modern design, Glandon has a dual mount system. Full range dimming and remote control is included.

FEATURES

- Limited Lifetime Warranty
- Dual Mount (flat or sloped ceiling-20°)
- Reversible plywood blades
- White opal shatterproof shade
- Remote control with batteries is included
- Remote may be replaced with P2630-30 wall control

SIZE

60" dia., 17-1/8" ht.
80" lead wires

FINISHES

- Gilded Iron - 71

P2586-7130K

*Gilded Iron shown
with Driftwood (top image)
and Toasted Oak (bottom image) blades*



Driftwood



Toasted Oak



ENERGY INFORMATION AT HIGH SPEED

AIRFLOW: n/a cubic feet per minute
ELECTRICITY USE: n/a watts (excludes lights)
AIRFLOW EFFICIENCY: n/a cubic feet per minute per watt
 (Reference specification sheet)

LAMPING INFORMATION

17w LED Module, 3000K, 90 CRI,
1400 lumens, dimmable.



Remote Control Included
*Full-range dimming for light
 Three-speed fan operation*



Fan



Light



Dry
Indoor only

GREER NEW



P2584-71 shown with Walnut blades

This five-blade 54" Greer ceiling fan complements either industrial or farmhouse decor. It comes with a wire meshed shade light kit that uses two vintage LED lamps (included). Remote control is also included. Hang it on a flat or slopped ceiling with its dual mount system.

FEATURES

- Limited Lifetime Warranty
- Dual Mount (flat or sloped ceiling-45°)
- Reversible plywood blades
- Wire basket shade light kit
- Remote control with batteries is included
- Remote may be replaced with P2630-30 wall control

SIZE

54" dia., 21-5/8" ht.
80" lead wires

FINISHES

- Gilded Iron - 71

P2584-71

*Gilded Iron shown
with Driftwood (top image)
and Walnut (bottom image) blades*



Driftwood



Walnut



ENERGY INFORMATION AT HIGH SPEED

AIRFLOW: n/a cubic feet per minute
ELECTRICITY USE: n/a watts (excludes lights)
AIRFLOW EFFICIENCY: n/a cubic feet per minute per watt
 (Reference specification sheet)

LAMPING INFORMATION

Two medium base vintage lamps,
each 6.5w max included. (dimnable)



Remote Control Included
Full-range dimming for light
Three-speed fan operation



Fan



Light



Dry
Indoor only

SOAR NEW



P2542-0930K shown with Black blades

With a white opal shade and a 17W dimmable LED module, the 54" Soar ceiling fan offers energy and cost-savings benefits for a variety of living spaces. The four-blade fan comes with a remote control and is available in Brushed Nickel, Antique Bronze and White finishes. LED source features a 3000K-color temperature.

FEATURES

- Limited lifetime warranty
- Dual Mount (flat or sloped ceiling-20°)
- Non-reversible plywood blades
- White opal shatterproof lens
- Remote control with batteries is included
- Remote may be replaced with P2630-30 wall control

SIZE

54" dia., 15" ht.
80" lead wires

FINISHES

- Brushed Nickel - 09
- Antique Bronze - 20
- White - 30

P2542-0930K

Brushed Nickel shown
with Black blades



Black

**P2542-2030K**

Antique Bronze shown
with Walnut blades



Walnut

**P2542-3030K**

White shown
with White blades



White



ENERGY INFORMATION AT HIGH SPEED

| | |
|----------------------------|-----------------------------------|
| AIRFLOW: | 4,814 cubic feet per minute |
| ELECTRICITY USE: | 65 watts (excludes lights) |
| AIRFLOW EFFICIENCY: | 74 cubic feet per minute per watt |

LAMPING INFORMATION

17w LED Module, 3000K, 90 CRI,
1400 lumens, dimmable.



Remote Control Included
Full-range dimming for light
Three-speed fan operation



Fan



Light



Dry
Indoor only

HARRANVALE




P2540-2030K shown with Medium Cherry blades

The 54" Harranvale features a design that incorporates mixed metal design details that is very popular in today's home decor. Featuring reversible blades and opal glass shade, fans are available in three finish options: Antique Bronze with Brushed Bronze accent; Graphite with Brushed Nickel accent; and White with Brushed Nickel accent.

FEATURES

- Limited lifetime warranty
- Dual Mount (flat or sloped ceiling-20°)
- Reversible plywood blades
- White opal glass
- Remote control with batteries is included
- Remote may be replaced with P2630-30 wall control

SIZE

54" dia., 16-3/8" ht.
80" lead wires

FINISHES

- Brushed Nickel - 09
- Antique Bronze - 20
- Graphite - 143

P2540-2030K

*Antique Bronze shown
with Brushed Bronze accent
and Medium Cherry blades*



Classic Walnut




Medium Cherry

**P2540-3030K**

*White shown
with Brushed Nickel accent
and White blades*



White



White

**P2540-14330K**

*Graphite shown
with Brushed Nickel accent
and Graphite blades*



Graphite



American Walnut

**ENERGY INFORMATION AT HIGH SPEED**

| | |
|----------------------------|-----------------------------------|
| AIRFLOW: | 5,121 cubic feet per minute |
| ELECTRICITY USE: | 66 watts (excludes lights) |
| AIRFLOW EFFICIENCY: | 78 cubic feet per minute per watt |

LAMPING INFORMATION

18w LED Module, 3000K, 90 CRI,
1400 lumens, dimmable.



Remote Control Included
*Full-range dimming for light
Three-speed fan operation*



Fan



Light



Dry
Indoor only

GRACEFUL

NEW



P2544-0930K shown with Medium Cherry blades

Refresh your living space with the crisp, clean style of the 54" Graceful fan. With a white opal glass shade and a 17W dimmable LED module, the five-blade fan comes with a remote control and is available in Brushed Nickel, Polished Chrome and Antique Bronze finishes. LED source offers a 3000K-color temperature, energy savings and maintenance benefits for the home.

FEATURES

- Limited lifetime warranty
- Dual Mount
(flat or sloped ceiling-20°)
- Reversible plywood blades
- White opal glass
- Remote control with batteries is included
- Remote may be replaced with P2630-30 wall control

SIZE

54" dia., 16-3/8" ht.
80" lead wires

FINISHES

- Brushed Nickel - 09
- Polished Chrome - 15
- Antique Bronze - 20

P2544-0930K

*Brushed Nickel shown
with Medium Cherry blades*



Medium Cherry



Silver




P2544-1530K

*Polished Chrome shown
with Silver blades*



Toasted Oak



Silver



P2544-2030K

*Antique Bronze shown
with American Walnut blades*



Dark Teak



American Walnut



ENERGY INFORMATION AT HIGH SPEED

| | |
|----------------------------|-----------------------------------|
| AIRFLOW: | 4,454 cubic feet per minute |
| ELECTRICITY USE: | 60 watts (excludes lights) |
| AIRFLOW EFFICIENCY: | 74 cubic feet per minute per watt |

LAMPING INFORMATION

17w LED Module, 3000K, 90 CRI, 1400 lumens, dimmable.



Remote Control Included
*Full-range dimming for light
Three-speed fan operation*



Fan



Light



Dry
Indoor only

GUST NEW



P2582-14330K shown with Graphite blades

This five-blade 54" Gust ceiling fan features a white opal glass shade that is available in a Brushed Nickel, Graphite or Antique Bronze finish. A remote control is included. Gust has a dual mount system to offer greater flexibility when installing. The 18W dimmable, 3000K LED module provides energy and cost-savings benefits to the homeowner.

FEATURES

- Limited Lifetime Warranty
- Dual Mount
(flat or sloped ceiling-18.5°)
- Non-reversible plywood blades
- White opal glass shade
- Remote control with batteries is included
- Remote may be replaced with P2630-30 wall control

SIZE


54" dia., 16" ht.
80" lead wires

FINISHES

- Brushed Nickel - 09
- Antique Bronze - 20
- Graphite - 143

P2582-0930K

*Brushed Nickel shown
with Silver blades*



Silver



P2582-2030K

*Antique Bronze shown
with Walnut blades*



Walnut



P2582-14330K

*Graphite shown
with Graphite blades*



Graphite



ENERGY INFORMATION AT HIGH SPEED

| | |
|----------------------------|-----------------------------------|
| AIRFLOW: | 5242 cubic feet per minute |
| ELECTRICITY USE: | 65 watts (excludes lights) |
| AIRFLOW EFFICIENCY: | 80 cubic feet per minute per watt |

LAMPING INFORMATION

18w LED Module, 3000K, 90 CRI,
1400 lumens, dimmable.



Remote Control Included
*Full-range dimming for light
Three-speed fan operation*



Fan



Light



Dry
Indoor only

KUDOS NEW



P2568-2030K shown with Walnut blades

This five-blade 52" Kudos ceiling fan features a clear Fresnel glass shade. Available in a Brushed Nickel, Polished Chrome or Antique Bronze finish and includes a remote control. The Kudos features a dual mount system to offer greater flexibility when installing. The 18W dimmable, 3000K LED module provides energy and cost-savings benefits to the homeowner.

FEATURES

- Limited Lifetime Warranty
- Dual Mount (flat or sloped ceiling-18.5°)
- Reversible plywood Blades
- Clear Fresnel glass shade
- Remote control with batteries is included
- Remote may be replaced with P2630-30 wall control

SIZE

52" dia., 17-5/8" ht.
80" lead wires

FINISHES

- Brushed Nickel - 09
- Polished Chrome - 15
- Antique Bronze - 20

P2568-0930K

*Brushed Nickel shown
with American Walnut blades*



American Walnut



Silver

**P2568-1530K**

*Polished Chrome shown
with Black blades*



Medium Cherry



Black

**P2568-2030K**

*Antique Bronze shown
with Cherry blades*



Walnut



Cherry



ENERGY INFORMATION AT HIGH SPEED

| | |
|----------------------------|-----------------------------------|
| AIRFLOW: | 5,160 cubic feet per minute |
| ELECTRICITY USE: | 60 watts (excludes lights) |
| AIRFLOW EFFICIENCY: | 86 cubic feet per minute per watt |

LAMPING INFORMATION

18w LED Module, 3000K, 90 CRI,
1400 lumens, dimmable.



Remote Control Included
*Full-range dimming for light
Three-speed fan operation*



Fan



Light



Dry
Indoor only

FRESNO

NEW



P2548-3030K shown with White blades

Five-blade 60" Fresno ceiling fan features an LED light source, offering both form and function with energy and cost-savings benefits. A white opal glass shade features an 18W dimmable, 3000K LED module. Full range dimming and remote control is included.

FEATURES

- Limited lifetime warranty
- Dual Mount (flat or sloped ceiling-17.5°)
- Reversible plywood blades
- White opal glass
- Remote control with batteries is included

SIZE

60" dia., 17-1/4" ht.
80" lead wires

FINISHES

- Brushed Nickel - 09
- Antique Bronze - 20
- White - 30

P2548-0930K

*Brushed Nickel shown
with Silver blades*



Black



Silver



P2548-2030K

*Antique Bronze shown
with Dark Walnut blades*



Cherry



Dark walnut



P2548-3030K

*White shown
with White blades*



White



White



ENERGY INFORMATION AT HIGH SPEED

| | |
|----------------------------|-----------------------------------|
| AIRFLOW: | 5,718 cubic feet per minute |
| ELECTRICITY USE: | 79 watts (excludes lights) |
| AIRFLOW EFFICIENCY: | 72 cubic feet per minute per watt |



Fan



Light



Dry
Indoor only

LAMPING INFORMATION

18w LED Module, 3000K, 90 CRI,
1400 lumens, dimmable.



Full Function Remote Control Included
*Full-range dimming for light
Three-speed fan operation
Reverse direction control*

TREVINA



P2514-09 shown with Silver blades

Trevina 3-blade ceiling fan features an etched opal finish shade on the light kit three Silver blades with the brushed nickel finish. An easy-to-assemble canopy system can be installed on vaulted ceilings up to 4:12 pitch. Remote control is included.

FEATURES

- 30-year limited warranty
- Installs to ceilings up to 25° (4:12 pitch)
- Etched opal glass
- Remote control with batteries is included
- Remote may be replaced with P2631-30 wall control

SIZE

52" dia., 18" ht.
80" lead wires

FINISHES

● Brushed Nickel - 09

P2514-09

*Brushed Nickel shown
with Silver blades*



Silver



ENERGY INFORMATION AT HIGH SPEED

| | |
|----------------------------|-----------------------------------|
| AIRFLOW: | 4,109 cubic feet per minute |
| ELECTRICITY USE: | 53 watts (excludes lights) |
| AIRFLOW EFFICIENCY: | 79 cubic feet per minute per watt |



Fan



Dry

Indoor only

LAMPING INFORMATION

One E-11 lamp, 100w max included,
dimmable



Full Function Remote Included

Full-range dimming for light

Three-speed fan operation

Reverse direction control

TREVINA II



P2556-2030K shown with Medium Cherry blades

A new addition to a popular ceiling fan collection, the 52" Trevina II features three blades available in Brushed Nickel and Antique Bronze finishes. Coolly modern, the Trevina II ceiling fan offers both form and function with an energy efficient 17W LED source with a 3000K-color temperature and also includes a wall control switch (LED model only).

FEATURES

- Limited lifetime warranty (LED model)
- 30-year limited warranty (Incandescent model)
- Dual Mount (flat or sloped ceiling-30°)
- Close-to-ceiling installation
- Reversible plywood blades
- Etched opal glass
- Compatible with remote or hardwired wall controls (P2614-01, P2618-01, P2630-30 - sold separately)

SIZE


52" dia., 15-3/4" ht.
80" lead wires

FINISHES

- Brushed Nickel - 09
- Antique Bronze - 20

**P2556-0930K
P2538-09**

*Brushed Nickel shown
with Silver blades*



Silver



**P2556-2030K
P2538-20**

*Antique Bronze shown
with Medium Cherry blades*



Medium Cherry



Classic Walnut



P2556-0930K / P2556-2030K

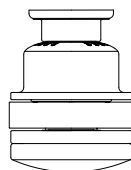
ENERGY INFORMATION AT HIGH SPEED

| | |
|----------------------------|-----------------------------------|
| AIRFLOW: | 4,742 cubic feet per minute |
| ELECTRICITY USE: | 64 watts (excludes lights) |
| AIRFLOW EFFICIENCY: | 79 cubic feet per minute per watt |

LAMPING INFORMATION

17w LED Module, 3000K, 90 CRI,
1400 lumens, dimmable.

CTC INSTALLATION



Fan



Light



Dry
Indoor only



Wall Control Included
Full-range dimming for light
Four-speed fan operation
Includes switch plate cover

P2538-09 / P2538-20

ENERGY INFORMATION AT HIGH SPEED

| | |
|----------------------------|-----------------------------------|
| AIRFLOW: | 4,742 cubic feet per minute |
| ELECTRICITY USE: | 64 watts (excludes lights) |
| AIRFLOW EFFICIENCY: | 79 cubic feet per minute per watt |

LAMPING INFORMATION

Two medium base lamps, each
60w max. CFL lamps (included).



Fan



Dry
Indoor only

*This fan is not shipped with speed/
lighting controls. Refer to the spec
sheet for more information.*

VERADA NEW



P2558-0930K shown with Medium Cherry blades

This five-blade 52" Verada ceiling fan combines a linen glass shade with a 17W LED source. Available in a Brushed Nickel or Antique Bronze finish. Verada features a dual mount system and a three-speed pull chain fan switch, as well as an on/off pull chain switch to operate the light. LED light kit features a 3000K color temperature.

FEATURES

- Limited Lifetime Warranty
- Dual Mount (flat or sloped ceiling-30°)
- Reversible plywood Blades
- Linen Glass shade
- 3 Speed pull chain switches
- Add a P2630-30 wall control or P2614-01 hand-held remote control

SIZE

52" dia., 16" ht.
80" lead wires

FINISHES

- Brushed Nickel - 09
- Antique Bronze - 20

P2558-0930K

*Brushed Nickel shown
with American Walnut blades*



Medium Cherry



American Walnut



P2558-2030K

*Antique Bronze shown
with Medium Cherry blades*



Medium Cherry



American Walnut



ENERGY INFORMATION AT HIGH SPEED

| | |
|----------------------------|---|
| AIRFLOW: | n/a cubic feet per minute |
| ELECTRICITY USE: | n/a watts (excludes lights) |
| AIRFLOW EFFICIENCY: | n/a cubic feet per minute per watt (Reference specification sheet) |

LAMPING INFORMATION

17w LED Module, 3000K, 90 CRI,
1400 lumens, dimmable.

PROGRESSLIGHTING.COM



Fan



Light



Dry
Indoor only

BILLOWS NEW



P2552-80 shown with Toasted Oak blades

With a sophisticated and traditional design, the Billows offers both form and function with two energy efficient 10W LED lamps, featuring a 3000K color temperature. The 52" Billows ceiling fan features an LED light kit with white opal glass shade and five reversible blades. The fans are available in Brushed Nickel, Antique Bronze and Forged Black finishes.

FEATURES

- Limited lifetime warranty
- Dual Mount (flat or sloped ceiling-18.5°)
- Reversible plywood blades
- White opal glass
- Add a P2630-30 wall control or P2614-01 hand-held remote control

SIZE

52" dia., 17-1/2" ht.
54" lead wires

FINISHES

- Brushed Nickel - 09
- Antique Bronze - 20
- Forged Black - 80

P2552-09

*Brushed Nickel shown
with Silver blades*



White Washed



Silver



P2552-20

*Antique Bronze shown
with American Walnut blades*



Cherry



American Walnut



P2552-80

*Forged Black shown
with Toasted Oak blades*



Black



Toasted Oak



ENERGY INFORMATION AT HIGH SPEED

| | |
|----------------------------|-----------------------------------|
| AIRFLOW: | 4,682 cubic feet per minute |
| ELECTRICITY USE: | 59 watts (excludes lights) |
| AIRFLOW EFFICIENCY: | 79 cubic feet per minute per watt |

LAMPING INFORMATION

Two medium base 10w, 3000K, LED lamps included.
800 lumens/lamp, 90 CRI, dimmable

PROGRESSLIGHTING.COM



Fan



Light



Dry
Indoor only

TEMPT NEW



P2578-1530K shown with Black blades

This five-blade 52" Tempt ceiling fan features a clear, double prismatic glass shade that is available in a Polished Chrome or Antique Bronze finish. A remote is included. Tempt features a dual mount system to offer greater flexibility when installing. The 17W dimmable, 3000K LED module provides energy and cost-savings benefits to the homeowner.

FEATURES

- Limited Lifetime Warranty
- Dual Mount (flat or sloped ceiling-20°)
- Reversible plywood blades
- Clear double prismatic glass shade
- Remote control with batteries is included
- Remote may be replaced with P2631-30 wall control

SIZE

52" dia., 14-3/4" ht.
80" lead wires

FINISHES

- Polished Chrome - 15
- Antique Bronze - 20

P2578-1530K

*Polished Chrome shown
with Medium Cherry blades*



Medium Cherry



Black



P2578-2030K

*Antique Bronze shown
with American Walnut blades*



Medium Cherry



American Walnut



ENERGY INFORMATION AT HIGH SPEED

| | |
|----------------------------|---|
| AIRFLOW: | n/a cubic feet per minute |
| ELECTRICITY USE: | n/a watts (excludes lights) |
| AIRFLOW EFFICIENCY: | n/a cubic feet per minute per watt (Reference specification sheet) |

LAMPING INFORMATION

17w LED Module, 3000K, 90 CRI,
1400 lumens, dimmable.



Remote Control Included
*Full-range dimming for light
Three-speed fan operation*



Fan



Light



Dry
Indoor only

NORTH PARK



P2531-20 shown with Cherry blades

52" 4-blade ceiling fan with reversible Natural Cherry/Cherry blades and a Brushed Nickel finish or reversible Cherry/Classic Walnut blades and an Antique Bronze finish. The North Park ceiling fan offers great performance and value. This contemporary styled fan features a powerful, 3-speed motor that can be reversed to provide year-round comfort. The North Park fan will also accept a universal light kit.

FEATURES

- 30-year limited warranty
- 45° Canopy
- SureConnect System
- Compatible with universal light kits
- Three speed pull-chain switch
- Add a P2630-30 wall control or P2614-01 hand-held remote control

SIZE

52" dia., 15-3/4" ht.
CTC 11" ht.
80" lead wires

FINISHES

- Brushed Nickel - 09
- Antique Bronze - 20

P2531-09

Brushed Nickel shown
with Natural Cherry blades



Natural Cherry



Cherry

**P2531-20**

shown with
P2654-01WB light kit*
Antique Bronze shown
with Cherry blades



Classic Walnut



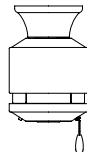
Cherry



ENERGY INFORMATION AT HIGH SPEED

| | |
|----------------------------|-----------------------------------|
| AIRFLOW: | 4,248 cubic feet per minute |
| ELECTRICITY USE: | 57 watts (excludes lights) |
| AIRFLOW EFFICIENCY: | 76 cubic feet per minute per watt |

CTC INSTALLATION



Fan



Dry
Indoor only

* Light kit sold separately.

SIGNATURE PLUS II NEW



P2539-0930K shown with Silver blades

Five-blade 54" Signature Plus II ceiling fan features an integrated LED light source, offering both form and function with energy and cost-savings benefits. The light kit contains a white opal shatterproof shade and is comprised of a 17W dimmable 3000K LED module. A remote control is included and controls full range dimming and fan speed capabilities. Signature Plus II also has a reversible motor that can be accessed via a manual switch.

FEATURES

- Limited lifetime warranty
- 45° Canopy
- Downrod mount only
- Reversible MDF blades
- Opal shatterproof shade
- Remote control with batteries is included
- Remote may be replaced with P2630-30 wall control

SIZE

54" dia., 15-1/2" ht.
80" lead wires

FINISHES

- Brushed Nickel - 09
- Antique Bronze - 20
- White - 30

P2539-0930K

*Brushed Nickel shown
with Silver blades*



Driftwood



Silver



P2539-2030K

*Antique Bronze shown
with Classic Walnut blades*



Classic Walnut



Medium Cherry



P2539-3030K

*White shown
with White blades*



White



White



ENERGY INFORMATION AT HIGH SPEED

| | |
|----------------------------|-----------------------------------|
| AIRFLOW: | 5,331 cubic feet per minute |
| ELECTRICITY USE: | 65 watts (excludes lights) |
| AIRFLOW EFFICIENCY: | 82 cubic feet per minute per watt |

LAMPING INFORMATION

17w LED Module, 3000K, 90 CRI, 1400 lumens, dimmable.



Remote Control Included
*Full-range dimming for light
Three-speed fan operation*



Fan



Light



Dry
Indoor only

PERFORMANCE



P2503-09 shown with Cherry blades

This 52" Performance fan includes 5 reversible blades and a limited lifetime warranty. A powerful AirPro motor features a 3-speed, triple-capacitor control that can also be reversed to provide year-round comfort. The Performance fan will also accept a universal light kit.

FEATURES

- Limited lifetime warranty
- 45° Canopy
- SureConnect® System
- Compatible with universal light kits
- Three speed pull-chain switch
- Add a P2630-30 wall control or P2614-01 hand-held remote control

SIZE

52" dia., 15-1/4" ht.
CTC 10-1/2" ht.
80" lead wires

FINISHES

- Brushed Nickel - 09
- Antique Bronze - 20
- White - 30

PROGRESSLIGHTING.COM

P2503-09

Brushed Nickel shown
with Natural Cherry blades



Natural Cherry



Cherry



P2503-20

shown with
P2650-20TWB light kit*
Antique Bronze shown
with Medium Cherry blades



Classic Walnut



Medium Cherry



P2503-30W

White shown
with White blades



White



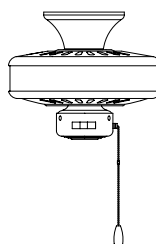
White



ENERGY INFORMATION AT HIGH SPEED

| | |
|----------------------------|-----------------------------------|
| AIRFLOW: | 4,822 cubic feet per minute |
| ELECTRICITY USE: | 70 watts (excludes lights) |
| AIRFLOW EFFICIENCY: | 69 cubic feet per minute per watt |

CTC INSTALLATION



Fan



Dry
Indoor only

* Light kit sold separately.

SIGNATURE



P2521-80 shown with Dark Cherry blades. Includes reversible Dark Walnut blades.

A 52" Signature Energy Star 5-blade fan features reversible blades and a 30-year limited warranty. A powerful AirPro motor features a 3-speed, triple-capacitor control that can also be reversed to provide year-round comfort. The Signature fan will also accept a universal light kit.

FEATURES

- 30-year limited warranty
- 45° Canopy
- SureConnect® System
- Compatible with universal light kits
- Three speed pull-chain switch
- Add a P2630-30 wall control or P2614-01 hand-held remote control

SIZE

52" dia., 14-5/8" ht.
CTC 11-9/16" ht.
80" lead wires

FINISHES

- Brushed Nickel - 09
- Antique Bronze - 20
- Forged Bronze - 77
- Forged Black - 80
- Antique Nickel - 81



P2521-09
Brushed Nickel shown
with White Blades



Natural Cherry



White



P2521-09CH
Brushed Nickel shown
with Cherry Blades



Natural Cherry



Cherry



P2521-09WA
Brushed Nickel shown
with Classic Walnut blades



Dark Walnut



Classic Walnut



P2521-20 shown with P2602-20WB light kit*
Antique Bronze shown with
Classic Walnut blades



Classic Walnut



Medium Cherry



P2521-77
Forged Bronze shown
with Classic Walnut blades



Classic Walnut



Medium Cherry



P2521-81
Antique Nickel shown
with Medium Oak blades



Cherry



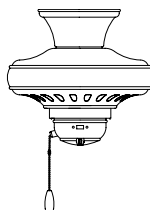
Medium Oak

ENERGY INFORMATION AT HIGH SPEED

| | |
|----------------------------|-----------------------------------|
| AIRFLOW: | 4,306 cubic feet per minute |
| ELECTRICITY USE: | 65 watts (excludes lights) |
| AIRFLOW EFFICIENCY: | 66 cubic feet per minute per watt |

* Light kit sold separately.

CTC INSTALLATION



Fan



Dry
Indoor only

SIGNATURE PLUS

INDOOR CEILING FANS

The Signature Plus ceiling fan is a 54" 5-blade Energy Star fan with reversible blades that offers great performance and value. This contemporary-styled fan features a powerful, 3-speed motor that can be reversed to provide year-round comfort. Includes an innovative canopy system that can be installed on vaulted ceilings up to 12:12 pitch. The Signature Plus fan will also accept a universal light kit.

FEATURES

- 30-year limited warranty
- 45° Canopy
- Downrod mount only
- Compatible with universal light kits
- Three speed pull-chain switch
- Add a P2630-30 wall control or P2614-01 hand-held remote control

SIZE

54" dia., 15" ht.
80" lead wires

FINISHES

- Brushed Nickel - 09
- Antique Bronze - 20
- White - 30



P2530-20

Antique Bronze shown
with White blades




P2530-09

Brushed Nickel shown
with Silver blades



Natural Cherry



Silver



P2530-20

Shown with P2645-01WB light kit*
Antique Bronze shown with Classic Walnut blades



Classic Walnut



Medium Cherry



P2530-30W

White shown
with White blades



White



White

ENERGY INFORMATION AT HIGH SPEED

| | |
|----------------------------|-----------------------------------|
| AIRFLOW: | 4,716 cubic feet per minute |
| ELECTRICITY USE: | 65 watts (excludes lights) |
| AIRFLOW EFFICIENCY: | 73 cubic feet per minute per watt |



Fan



Dry
Indoor only

* Light kit sold separately.

52" BUILDER FAN

This 52" AirPro Energy Star fan features 5 reversible blades. A powerful AirPro motor contains a 3-speed, and a triple-capacitor that can also be reversed to provide year-round comfort. Includes an innovative canopy system that can be installed on vaulted ceilings up to 12:12 pitch. The Builder fan will also accept a universal light kit.

FEATURES

- 30-year limited warranty
- 45° Canopy
- SureConnect® System
- Compatible with universal light kits
- Add a P2630-30 wall control or P2614-01 hand-held remote control

SIZE

52" dia., 13-1/2" ht.
CTC 9-3/4" ht.
80" lead wires

FINISHES

- Brushed Nickel - 09
- Polished Chrome - 15
- Antique Bronze - 20
- White - 30
- Graphite - 143



P2501-15
Polished Chrome shown
with Driftwood blades



Black



Driftwood



P2501-09
Shown with P2602-09WB light kit *
Brushed Nickel shown with Cherry blades



Natural Cherry



Cherry



P2501-20
Antique Bronze shown
with Medium Cherry blades



Medium Cherry



Classic Walnut



P2501-30
White shown
with Washed Oak blades



White



Washed Oak



P2501-30W
White shown
with White blades



White



White



P2501-143
Graphite shown
with Black blades



Graphite

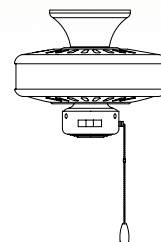


Black

ENERGY INFORMATION AT HIGH SPEED

| | |
|----------------------------|-----------------------------------|
| AIRFLOW: | 4,406 cubic feet per minute |
| ELECTRICITY USE: | 67 watts (excludes lights) |
| AIRFLOW EFFICIENCY: | 66 cubic feet per minute per watt |

CTC INSTALLATION



Fan



Dry
Indoor only

* Light kit sold separately.

This 52" fan features five reversible Cherry/Natural Cherry blades and a Brushed Nickel finish. A beautifully crafted alabaster glass bowl contains three candelabra base lamps, each 40W max.

FEATURES

- 30-year limited warranty
- 45° Canopy
- SureConnect® System
- Add a P2630-30 wall control or P2614-01 hand-held remote control

SIZE

52" dia., 19-1/8" ht.
CTC 9-5/8" ht.
80" lead wires

FINISHES

- Brushed Nickel - 09



P2522-09
Brushed Nickel shown with Cherry blades



P2522-09
Brushed Nickel shown with Natural Cherry blades



Natural Cherry



Cherry

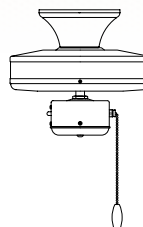
ENERGY INFORMATION AT HIGH SPEED

AIRFLOW: 4,406 cubic feet per minute
ELECTRICITY USE: 67 watts (excludes lights)
AIRFLOW EFFICIENCY: 66 cubic feet per minute per watt

LAMPING INFORMATION

Three candelabra base lamps, each 40w max.

CTC INSTALLATION



Fan



Dry
Indoor only

42" BUILDER FAN

42" AirPro ceiling fan with five reversible blades, an integral pull chain and a 15-year limited warranty. A powerful AirPro motor features a 3-speed, triple-capacitor control that can also be reversed to provide year-round comfort. The Builder fan will also accept a universal light kit.

FEATURES

- 30-year limited warranty
- 23° Canopy
- SureConnect® System
- Compatible with universal light kits
- Three speed pull-chain switch
- Add a P2630-30 wall control or P2614-01 hand-held remote control

SIZE

42" dia., 12-3/8" ht.
CTC 8-5/16" ht.
72" lead wires

FINISHES

- Brushed Nickel - 09
- Antique Bronze - 20
- White - 30



P2500-09

Brushed Nickel shown with Natural Cherry blades



P2500-09

Shown with P2600-09WB light kit*
Brushed Nickel shown with Cherry blades



Natural Cherry



Cherry



P2500-20

Antique Bronze shown with Classic Walnut blades



Classic Walnut



Medium Cherry



P2500-30

White shown with White Blades



White

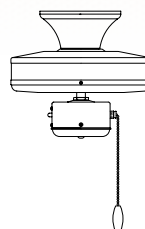


Washed Oak

ENERGY INFORMATION AT HIGH SPEED

| | |
|----------------------------|-----------------------------------|
| AIRFLOW: | 3,053 cubic feet per minute |
| ELECTRICITY USE: | 46 watts (excludes lights) |
| AIRFLOW EFFICIENCY: | 67 cubic feet per minute per watt |

CTC INSTALLATION



Fan



Dry
Indoor only

* Light kit sold separately.

VOX FAN NEW



P2572-2030K shown with American Walnut blades

Five-blade 52" Vox Hugger ceiling fan features an LED light source, offering both form and function with energy and cost-savings benefits. A shatterproof, white opal shade contains a 17W dimmable, 3000K LED module. A remote control is included. The fan mounts close to the ceiling and is available in popular Brushed Nickel, Antique Bronze and White finishes.

FEATURES

- Limited Lifetime Warranty
- Hugger low profile mounting
- Non-reversible plywood blades
- Shatterproof white opal shade
- Remote control with batteries is included
- Remote may be replaced with P2630-30 wall control

SIZE

52" dia., 11-5/8" ht.

FINISHES

- Brushed Nickel - 09
- Antique Bronze - 20
- White - 30

P2572-0930K

Brushed Nickel shown
with Medium Cherry blades



Medium Cherry

**P2572-2030K**

Antique Bronze shown
with American Walnut blades



American Walnut

**P2572-3030K**

White shown
with White blades



White



ENERGY INFORMATION AT HIGH SPEED

| | |
|----------------------------|-----------------------------------|
| AIRFLOW: | 4276 cubic feet per minute |
| ELECTRICITY USE: | 62 watts (excludes lights) |
| AIRFLOW EFFICIENCY: | 68 cubic feet per minute per watt |

LAMPING INFORMATION

17w LED Module, 3000K, 90 CRI,
1400 lumens, dimmable.

PROGRESSLIGHTING.COM



Full Function Remote Included
Full-range dimming for light
Three-speed fan operation
Reverse direction control



Fan



Light



Dry

Indoor only

52" HUGGER FAN

INDOOR CEILING FANS

52" indoor hugger fan with 5 reversible Cherry/Natural Cherry blades and a Brushed Nickel finish. With an 11-degree pitch, the hugger-style housing permits fan installation on lower ceilings. A powerful AirPro motor features a 3-speed, triple-capacitor control that can also be reversed to provide year-round comfort. Includes a 15-year warranty and is compatible with universal light kits. Also available with White blades and a White finish.

FEATURES

- 15-year limited warranty
- Compatible with universal light kits
- Cannot be used with remote
- Add a P2630-30 wall control

SIZE

52" dia., 8-1/8" ht.

FINISHES

- Brushed Nickel - 09
- White - 30



P2525-09

Brushed Nickel shown
with Cherry Blades



P2525-09


shown with P2610-09WB light kit*
Brushed Nickel shown with Cherry Blades



Natural Cherry



Cherry



P2525-30

White shown
with White Blades



White



White

ENERGY INFORMATION AT HIGH SPEED

| | |
|----------------------------|-----------------------------------|
| AIRFLOW: | 3,229 cubic feet per minute |
| ELECTRICITY USE: | 56 watts (excludes lights) |
| AIRFLOW EFFICIENCY: | 58 cubic feet per minute per watt |



Fan



Dry
Indoor only

* Light kit sold separately.

42" HUGGER FAN

42" indoor hugger fan with four reversible Cherry/ Natural Cherry blades and a Brushed Nickel finish. With an 11-degree pitch, the hugger fan's powerful AirPro motor features a 3-speed, triple-capacitor control that can also be reversed to provide year-round comfort. Includes a 15-year warranty and is compatible with universal light kits. Also available with White blades and a White finish.

FEATURES


- 15-year limited warranty
- Hugger style housing, four blades
- Compatible with universal light kits
- Cannot be used with remote
- Add a P2630-30 wall control

SIZE

42" dia., 8-5/16" ht.

FINISHES


- Brushed Nickel - 09
- White - 30



P2524-30
White shown
with White Blades



P2524-09
shown with P2602-09WB light kit*
Brushed Nickel shown with Natural Cherry Blades



P2524-30
White shown
with White Blades



Natural Cherry



Cherry



White



White

ENERGY INFORMATION AT HIGH SPEED

| | |
|----------------------------|-----------------------------------|
| AIRFLOW: | 2,056 cubic feet per minute |
| ELECTRICITY USE: | 46 watts (excludes lights) |
| AIRFLOW EFFICIENCY: | 45 cubic feet per minute per watt |



Fan



Dry
Indoor only

* Light kit sold separately.



MARKET TREND - It's important to know how to choose the correct outdoor ceiling fan. There are two options. Those that are UL listed for damp locations and those UL listed for wet locations. When installing a ceiling fan outdoors, building safety codes require that an outdoor ceiling fan with the correct UL approval rating is used, depending on where the fan is installed.

*Featuring 52" Patio Fan
(Image: Arthur Rutenburg Homes)*

Outdoor Ceiling Fans

ENHANCE OUTDOOR LIVING AREAS WITH CEILING FANS AND LIGHT KIT OPTIONS

Whether enjoying a book on a cozy front porch setting or hosting a special event underneath an elegant pergola, ceiling fans provide a great way to create a comfortable and welcoming outdoor environment while enhancing aesthetic appeal. Extend outdoor activities after the sun goes down by selecting fans with light kit options.

LAKEHURST



P2562-20 shown with Walnut blades

This five-blade 60" Lakehurst ceiling fan features an all weather wet location rating (ABS) to accommodate a variety of interior and exterior locations. The Lakehurst fan will accept a universal outdoor rated light kit. Features a dual mount system and a three-speed pull chain fan switch.

FEATURES

- Limited Lifetime Warranty
- Dual Mount (flat or sloped ceiling-18.5°)
- ABS all weather blades
- Compatible with universal light kits
- 3 Speed pull chain switch
- Wet Location Rated
- Add a P2630-30 wall control or P2614-01 hand-held remote control

SIZE

60" dia., 15-3/4" ht.
80" lead wires

FINISHES

- Antique Bronze - 20
- White - 30
- Forged Black - 80

P2562-20

Antique Bronze shown with Walnut blades



Walnut



P2562-30

White shown with White blades



White



P2562-80

Forged Black shown with Toasted Oak blades



Toasted Oak



ENERGY INFORMATION AT HIGH SPEED

| | |
|----------------------------|-----------------------------------|
| AIRFLOW: | 6440 cubic feet per minute |
| ELECTRICITY USE: | 71 watts (excludes lights) |
| AIRFLOW EFFICIENCY: | 91 cubic feet per minute per watt |



Fan



Wet
Indoor/Outdoor

WHIRL NEW



P2574-8130K shown with Driftwood blades

Refresh your indoor or covered outdoor living spaces with the crisp, clean style of the 60" Whirl fan. The stylish design comes in Antique Nickel, Antique Bronze and Forged Black finish options. The five-blade fan features an all weather damp location rating to accommodate a variety of settings throughout the home.

FEATURES

- Limited Lifetime Warranty
- Dual Mount (flat or sloped ceiling-18.5°)
- ABS all weather blades
- White Frosted Glass Shade
- Three speed pull-chain switch (fan)
- On/off pull-chain switch (light)
- Damp Location Rated
- Add a P2630-30 wall control or P2614-01 hand-held remote control

SIZE

60" dia., 15-7/8" ht.
80" lead wires

FINISHES

- Antique Bronze - 20
- Forged Black - 80
- Antique Nickel - 81

P2574-2030K

Antique Bronze shown with Walnut blades



Walnut



P2574-8030K

Forged Black shown with Toasted Oak blades



Toasted Oak



P2574-8130K

Antique Nickel shown with Driftwood blades



Driftwood



ENERGY INFORMATION AT HIGH SPEED

| | |
|----------------------------|-----------------------------------|
| AIRFLOW: | 6549 cubic feet per minute |
| ELECTRICITY USE: | 70 watts (excludes lights) |
| AIRFLOW EFFICIENCY: | 94 cubic feet per minute per watt |



Fan



Light



Damp
Indoor/Outdoor

LAMPING INFORMATION

18w LED Module, 3000K, 90 CRI, 1400 lumens, dimmable.

SMYRNA

NEW



P2576-8030K shown with Toasted Oak blades

This 52" Smyrna ceiling fan features an LED light source, offering both form and function with energy and cost-savings benefits. The light kit contains a clear hammered glass shade and contains a 17W dimmable 3000K LED module. Includes a wall control switch for fan speed and light operation.

FEATURES

- Limited Lifetime Warranty
- Dual Mount (flat or sloped ceiling-30°)
- ABS all weather blades
- Clear Hammered glass shade
- Wet Location Rated

SIZE

52" dia., 19-1/2" ht.
80" lead wires

FINISHES

- Antique Bronze - 20
- Forged Black - 80

P2576-2030K

Antique Bronze shown with Walnut blades



Walnut



P2576-8030K

Forged Black shown with Toasted Oak blades



Toasted Oak



ENERGY INFORMATION AT HIGH SPEED

| | |
|----------------------------|-----------------------------------|
| AIRFLOW: | 4585 cubic feet per minute |
| ELECTRICITY USE: | 58 watts (excludes lights) |
| AIRFLOW EFFICIENCY: | 79 cubic feet per minute per watt |

LAMPING INFORMATION

17w LED Module, 3000K, 90 CRI, 1400 lumens, dimmable.



Wall Control Included
Full-range dimming for light
Four-speed fan operation
Includes switch plate cover



Fan



Light



Wet
 Indoor/Outdoor

MONTAGUE NEW



P2564-3030K shown with White blades

This five-blade 60" Montague ceiling fan features an all weather wet location rating to accommodate a variety of interior and exterior locations. The white opal glass shade contains a 18W dimmable, 3000K LED module, offering both form and function with energy and cost-savings benefits. A remote control is included.

FEATURES

- Limited Lifetime Warranty
- White Opal Glass Shade
- Dual Mount
(flat or sloped ceiling-18.5°)
- ABS all weather blades
- Remote control with batteries is included
- Remote may be replaced with P2630-30 wall control

SIZE

60" dia., 17-5/8" ht.
80" lead wires

FINISHES

- Antique Bronze - 20
- White - 30
- Forged Black - 80

P2564-2030K

Antique Bronze shown with Walnut blades




Walnut



P2564-3030K

White shown with White blades



White



P2564-8030K

Forged Black shown with Toasted Oak blades



Toasted Oak



ENERGY INFORMATION AT HIGH SPEED

| | |
|----------------------------|-----------------------------------|
| AIRFLOW: | 6693 cubic feet per minute |
| ELECTRICITY USE: | 75 watts (excludes lights) |
| AIRFLOW EFFICIENCY: | 89 cubic feet per minute per watt |

LAMPING INFORMATION

18w LED Module, 3000K, 90 CRI, 1400 lumens, dimmable.



Remote Control Included
Full-range dimming for light
Three-speed fan operation



Fan



Light



Wet
 Indoor/Outdoor

54" PATIO FAN



P2533-20 shown with Toasted Oak blades

54" five-blade patio fan with Toasted Oak blades and an Antique Bronze finish. This AirPro Indoor/Outdoor ceiling fan offers great performance and value with a powerful, 3-speed motor that can be reversed to provide year-round comfort. Includes an innovative canopy system that can be installed on vaulted ceilings up to 12:12 pitch. The Patio fan will also accept a universal outdoor rated light kit.

FEATURES

- 30-year limited warranty
- 45° Canopy
- SureConnect® System
- ABS all-weather blades
- Compatible with universal light kits
- Wet location listed
- Add a P2630-30 wall control or P2614-01 hand-held remote control

SIZE

54" dia., 18-1/4" ht.
CTC 12-3/16" ht.
80" lead wires

FINISHES

- Antique Bronze - 20

P2533-20

*shown with P2636-20WB light kit**
Antique Bronze shown
with Toasted Oak blades



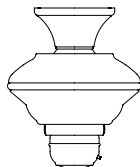
Toasted Oak



ENERGY INFORMATION AT HIGH SPEED

| | |
|----------------------------|-----------------------------------|
| AIRFLOW: | 4,587 cubic feet per minute |
| ELECTRICITY USE: | 66 watts (excludes lights) |
| AIRFLOW EFFICIENCY: | 69 cubic feet per minute per watt |

CTC INSTALLATION



Fan



Wet

Indoor/Outdoor

* Light kit sold separately.

52" PATIO FAN

OUTDOOR CEILING FANS

52" Indoor/Outdoor patio fan from AirPro. This fan includes five blades made with ABS all-weather material and a 15-year limited warranty. A powerful AirPro motor features a 3-speed, triple-capacitor control that can also be reversed to provide year-round comfort. A quick install canopy securely holds the fan for wiring during installation. The Patio fan will also accept a universal outdoor rated light kit.

FEATURES

- 15-year limited warranty
- Dual Mount (flat or sloped ceiling-23°)
- SureConnect® System
- Quick-Install canopy
- ABS all-weather blades
- Compatible with universal light kits
- Three speed pull-chain switch
- Wet location listed
- Add a P2630-30 wall control or P2614-01 hand-held remote control

SIZE

52" dia., 12-34" ht.
CTC 9-11/16" ht.
72" lead wires


FINISHES

- Antique Bronze - 20
- White - 30
- Forged Black - 80
- Galvanized -141



P2502-141

Galvanized shown
with Silver blades



Silver



P2502-20

Antique Bronze shown
with Oak blades



Oak



P2502-30

White shown
with White blades



White



P2502-80

shown with P2601-80WB light kit*
Forged Black shown with Toasted Oak blades

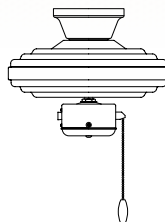


Toasted Oak

ENERGY INFORMATION AT HIGH SPEED

| | |
|----------------------------|-----------------------------------|
| AIRFLOW: | 4,245 cubic feet per minute |
| ELECTRICITY USE: | 53 watts (excludes lights) |
| AIRFLOW EFFICIENCY: | 80 cubic feet per minute per watt |

CTC INSTALLATION



Fan



Wet

Indoor/Outdoor

* Light kit sold separately.

DECORATIVE PATIO FAN

52" Indoor/Outdoor five-blade fan with all-weather ABS blades in palm-style design and a rich Antique Bronze finish. Three-speed motor offers great performance and value that can be reversed to provide year-round comfort. Antique Brass pull chain with medium oak fob complements the Washed Walnut blades. The Patio fan will also accept a universal outdoor rated light kit.

FEATURES

- 15-year limited warranty
- 45° Canopy
- SureConnect® System
- ABS all-weather blades
- Compatible with universal light kits
- Damp location listed
- Add a P2630-30 wall control or P2614-01 hand-held remote control

SIZE

52" dia., 17-3/8" ht.
CTC 12-3/16" ht.
80" lead wires

FINISHES

- Antique Bronze - 20



P2526-20
*Antique Bronze shown
with Washed Walnut blades*

P2526-20
shown with P2636-20WB light kit
Antique Bronze shown with Washed Walnut blades*

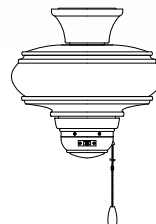


Washed Walnut

ENERGY INFORMATION AT HIGH SPEED

| | |
|----------------------------|-----------------------------------|
| AIRFLOW: | 1919 cubic feet per minute |
| ELECTRICITY USE: | 68 watts (excludes lights) |
| AIRFLOW EFFICIENCY: | 28 cubic feet per minute per watt |

CTC INSTALLATION



Fan



Damp
Indoor/Outdoor

* Light kit sold separately.



MARKET TREND - Varying ceiling heights may require different fan mounts. For low ceilings, a low-profile ceiling fan is ideal. In contrast, rooms with high or vaulted ceilings often require a downrod kit which helps to lower the fan to a specific height for better air circulation.

*Featuring North Park Ceiling Fan and Light Kit
(Image: Richmond American Homes)*



Accessories

CEILING FANS THAT OFFER A VARIETY OF CONVENIENCE FEATURES

Hand-held remotes, wall controls, reversible motors, light kits and speed settings are all available as accessory options in a variety of ceiling fan designs. All offer convenience when operating in a favorite room. Determine which accessories are important and then view ceiling fan options before purchasing. All light kits now include LED lamps for energy efficiency.

INDOOR/OUTDOOR

LIGHT KITS

Universal-style with quick-connect wiring.

SCHOOLHOUSE

P2601-20WB Antique Bronze

P2601-30WB White

P2601-80WB Forged Black

P2601-141WB Galvanized

with opal glass.

8-1/2" dia., 7" ht.

One medium base 10w, 3000K,

LED lamp included.

800 lumens/lamp, 90 CRI.

(dimnable)



P2601-20WB



P2601-30WB



P2601-80WB



P2601-141WB



Wet

Indoor/Outdoor

LOW PROFILE

P2611-20WB Antique Bronze

P2611-30WB White

P2611-80WB Forged Black

with opal glass.

10-1/2" dia., 3-3/4" ht.

Two medium base 10w, 3000K,

LED lamp included.

800 lumens/lamp, 90 CRI.

(dimnable)



P2611-20WB



P2611-30WB



P2611-80WB



Wet

Indoor/Outdoor

ASHMORE

P2636-20WB Antique Bronze

with frosted seeded glass.

11" dia., 8-1/4" ht.

Two medium base 10w, 3000K,

LED lamp included.

800 lumens/lamp, 90 CRI.

(dimnable)



P2636-20WB



Damp

Indoor/Outdoor

TORINO

Universal-style light kit with quick-connect wiring.

P2645-77WB Forged Bronze with tea-stained glass.

P2645-01WB with etched glass.

Included Finials:
-09 Brushed Nickel
-20 Antique Bronze
-80 Forged Black
12" dia., 5-3/4" ht.

Two medium base 10w, 3000K, LED lamps included.
800 lumens/lamp, 90 CRI.
Indoor use only. (dimnable)



P2645-77WB



P2645-01WB
Shown with -09 finial



P2645-01WB
Shown with -20 finial



P2645-01WB
Shown with -80 finial



Dry
Indoor only

GATHER, BRAVO & JOY

Universal-style light kit with quick-connect wiring.

P2650-20TWB Antique Bronze with tea-stained glass.

P2650-01WB with etched glass.

Included Finials:
-09 Brushed Nickel
-20 Antique Bronze
11" dia., 5-1/2" ht.

Two medium base 10w, 3000K, LED lamps included.
800 lumens/lamp, 90 CRI.
Indoor use only. (dimnable)



P2650-20TWB



P2650-01WB
Shown with -09 finial



P2650-01WB
Shown with -20 finial



Dry
Indoor only

MADISON

Universal-style with quick-connect wiring.

P2623-09WB Brushed Nickel

P2623-20WB Antique Bronze with etched glass.

19" dia., 8" ht.

Three medium base 10w, 3000K, LED lamps included.
800 lumens/lamp, 90 CRI.
Indoor use only. (dimnable)



P2623-09WB



P2623-20WB



Dry
Indoor only

UNIVERSAL BOWL

Universal-style with quick-connect wiring.

P2612-20TWB Antique Bronze with tea-stained glass.

P2612-01WB with alabaster glass.
Included Finials:
-09 Brushed Nickel
-20 Antique Bronze
-30 White
-15 Polished Chrome
-143 Graphite
10-3/4" dia., 5-1/2" ht.

Two medium base 10w, 3000K, LED lamps included.
800 lumens/lamp, 90 CRI.
Indoor use only. (dimmable)



Dry
Indoor only

P2612-20TWB



P2612-01WB
Shown with
-09 finial



P2612-01WB
Shown with
-15 finial



P2612-01WB
Shown with
-20 finial



P2612-01WB
Shown with
-30 finial



P2612-01WB
Shown with
-143 finial



WISTEN

Universal-style light kit with quick-connect wiring.

P2649-01WB

with etched glass.

Included Finials:
-09 Brushed Nickel
-20 Antique Bronze
11" dia., 6-1/4" ht.

Two medium base 10w, 3000K, LED lamps included.
800 lumens/lamp, 90 CRI.
Indoor use only. (dimmable)



Dry
Indoor only

P2649-01WB
Shown with
-09 finial



P2649-01WB
Shown with
-20 finial



NORTH PARK

Universal-style with quick-connect wiring.

P2654-01WB

with etched glass.

Included Finials:
-09 Brushed Nickel
-20 Antique Bronze
12-1/2" sq., 6-1/4" ht.

Two medium base 10w, 3000K, LED lamps included.
800 lumens/lamp, 90 CRI.
Indoor use only. (dimmable)



Dry
Indoor only

P2654-01WB
Shown with
-09 finial



P2654-01WB
Shown with
-20 finial



LED LIGHT KITS

Universal-style light kits with quick connect wiring.

P2659-09 Brushed Nickel
P2659-20 Antique Bronze
P2659-30 White
 with etched white glass.
 12-1/4" dia., 4" ht.
 One 17w, 3000K
 LED module included.
 1265 source lumens,
 960 delivered lumens,
 90 CRI. Indoor use only.
 (dimnable)



P2660-01
 with etched alabaster glass.
 Included Finials:
 -09 Brushed Nickel
 -20 Antique Bronze
 -30 White (not shown)
 11-1/4" dia., 5-3/8" ht.
 One 17w, 3000K
 LED module included.
 1241 source lumens,
 1150 delivered lumens,
 90 CRI. Indoor use only.
 (dimnable)



TRINITY

Universal-style with quick-connect wiring.

P2628-01WB
 with etched glass.
 Included Finials:
 -09 Brushed Nickel
 -20 Antique Bronze
 -30 White
 -77 Forged Bronze
 13-3/8" dia., 6-3/8" ht.
 Two medium base 10w, 3000K,
 LED lamps included.
 800 lumens/lamp, 90 CRI.
 Indoor use only. (dimnable)



FOUR LIGHT UNIVERSAL

LIGHT KITS

Universal-style with quick-connect wiring.

P2643-09WB Brushed Nickel

P2643-20WB Antique Bronze

P2643-30WB White
with alabaster glass.

P2643-20TWB Antique Bronze
with tea stained alabaster glass.
13-5/8" dia., 7-3/4" ht.

Four medium base 10w, 3000K,
LED lamps included.

800 lumens/lamp, 90 CRI.

Indoor use only. (dimnable)



Dry
Indoor only



P2643-09WB



P2643-20WB



P2643-30WB



P2643-20TWB

THREE LIGHT UNIVERSAL

Universal-style with quick-connect wiring.

P2642-09WB Brushed Nickel

P2642-30WB White

with alabaster glass.

13-5/8" dia., 7-3/4" ht.

Four medium base 6.5w, 3000K,
LED lamps included.

600 lumens/lamp, 80 CRI.

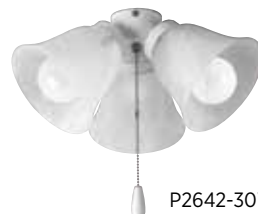
Indoor use only. (dimnable)



Dry
Indoor only



P2642-09WB



P2642-30WB

LOW PROFILE

Universal-style with quick-connect wiring.

P2602-09WB Brushed Nickel

P2602-15WB Polished Chrome

P2602-20WB Antique Bronze

P2602-30WB White

P2602-143WB Graphite
with white opal glass.

10-1/2" dia., 3-3/4" ht.

Two medium base 10w, 3000K,
LED lamps included.

800 lumens/lamp, 90 CRI.

Indoor use only. (dimnable)



Dry
Indoor only



P2602-09WB



P2602-15WB



P2602-20WB



P2602-30WB



P2602-143WB

FOUR LIGHT ALABASTER

Spring clip glass attachment. For use with P2500, P2501, P2524 and P2525, pgs 40, 41 and 43. Can be used with P2502 indoors, pg 50.

P2610-09WB Brushed Nickel
P2610-15WB Polished Chrome
P2610-20WB Antique Bronze
P2610-30WB White
P2610-143WB Graphite
with alabaster glass.
14-1/2" dia., 6-1/4" ht.
Four medium base 10w, 3000K,
LED lamps included.
800 lumens/lamp, 90 CRI.
Indoor use only. (dimnable)



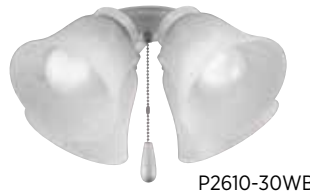
P2610-09WB



P2610-15WB



P2610-20WB



P2610-30WB



P2610-143WB



THREE LIGHT ALABASTER

Spring clip glass attachment. For use with P2500, P2501, P2524 and P2525, pgs 40, 41 and 43. Can be used with P2502 indoors, pg 50.

P2600-09WB Brushed Nickel
P2600-20WB Antique Bronze
P2600-30WB White
with alabaster glass.
15" dia., 6-5/8" ht.
Three medium base 10w, 3000K,
LED lamps included.
800 lumens/lamp, 90 CRI.
Indoor use only. (dimnable)



P2600-09WB



P2600-20WB



P2600-30WB



SCHOOLHOUSE

Universal-style with quick-connect wiring.

P2644-09WB Brushed Nickel
P2644-30WB White
with white opal glass.
8-1/2" dia., 6-1/2" ht.
One medium base 10w, 3000K,
LED lamp included.
800 lumens/lamp, 90 CRI.
Indoor use only. (dimnable)



P2644-09WB



P2644-30WB



ACCESSORY DOWNRODS

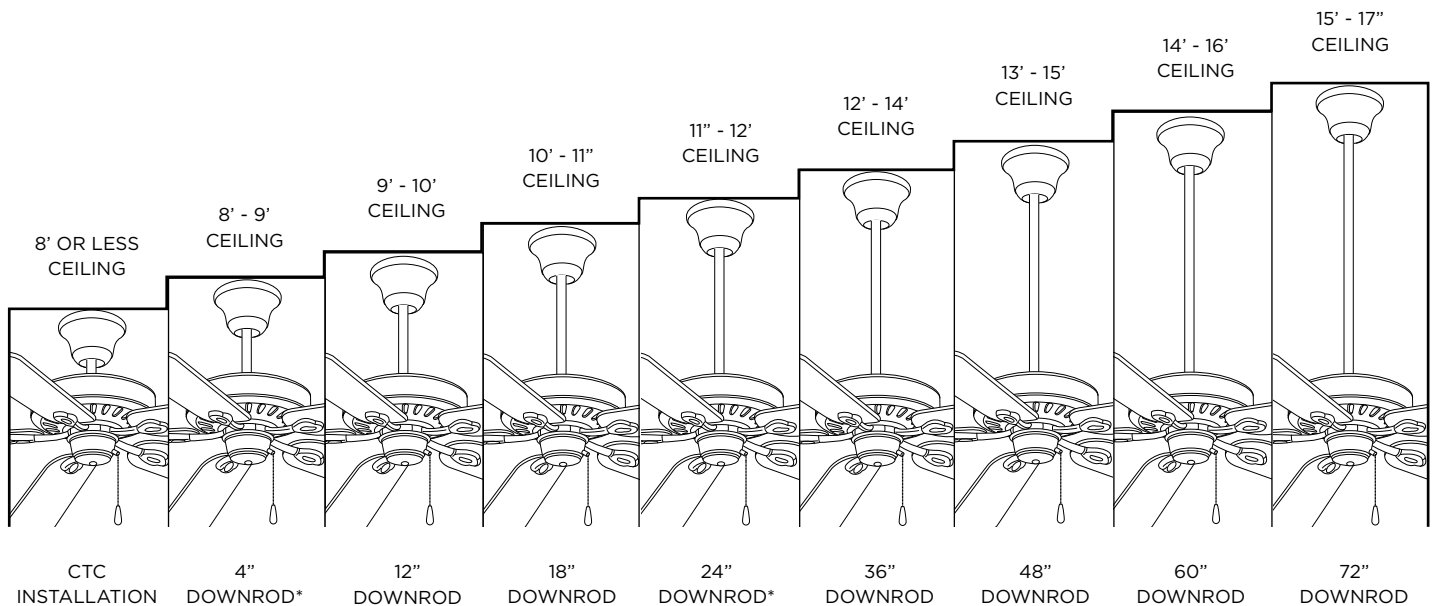
DOWNRODS

3/4" diameter; approximately 1" outside diameter.

| CEILING HT. DOWNROD L. | 9'-10' | 10'-11' | 11'-12' | 12'-14' | 13'-15' | 14'-16' | 15'-17' |
|---------------------------|-----------|-----------|-----------|-----------|-----------|-----------|-----------|
| ● Brushed Nickel | P2603-09 | P2604-09 | P2605-09 | P2606-09 | P2607-09 | P2608-09 | P2609-09 |
| ● Polished Chrome | P2603-15 | P2604-15 | P2605-15 | P2606-15 | P2607-15 | P2608-15 | P2609-15 |
| ● Antique Bronze | P2603-20 | P2604-20 | P2605-20 | P2606-20 | P2607-20 | P2608-20 | P2609-20 |
| ● White | P2603-30 | P2604-30 | P2605-30 | P2606-30 | P2607-30 | P2608-30 | P2609-30 |
| ● Forged Bronze | P2603-77 | P2604-77 | P2605-77 | P2606-77 | P2607-77 | P2608-77 | P2609-77 |
| ● Forged Black | P2603-80 | P2604-80 | P2605-80 | P2606-80 | P2607-80 | P2608-80 | P2609-80 |
| ● Antique Nickel | P2603-81 | P2604-81 | P2605-81 | P2606-81 | P2607-81 | P2608-81 | P2609-81 |
| ● Galvanized | P2603-141 | P2604-141 | P2605-141 | P2606-141 | P2607-141 | - | - |
| ● Graphite | P2603-143 | P2604-143 | P2605-143 | P2606-143 | P2607-143 | P2608-143 | P2609-143 |

DOWNROD SELECTION GUIDE

Allow at least 7 feet (84 in.) from the floor to the bottom of the fan, with 8 or 9 feet being the ideal above-floor placement.



* Average length downrod, included with each fan.

REMOTES & WALL CONTROLS



P2614-01 Fan/Light Remote
Provides fan speed and dimming light control from convenient hand-held remote. For single pole applications. Receiver fits in fan canopy.



P2630-30 White
Four-speed fan wall control with full-range light dimmer. Fits single-gang wall box; requires two circuits. Includes switch plate cover. Not for use with multiple fans.



P2618-01 Fan/Light Remote
Provides fan speed and light control from convenient hand-held remote. Compatible with non-dimmable compact fluorescent lamps. For single pole applications. Receiver fits in fan canopy.



P2631-30 White
Full-function wall control transmitter**. Use with, or in place of, hand-held remote included with fans that have a downlight. Includes switch plate cover. For use with P2514.



P2661-01 Universal Fan/Light Remote
Provides fan speed and full range light dimming control from a convenient hand held remote control. For single pole applications. Ships with a wall plate for added storage convenience. Receiver fits in the fan canopy.



P2613-30 White
Four-speed fan wall control. Includes switch plate cover. Not for use with multiple fans.

FAN BLADE FINISHES

FAN BLADE FINISHES



American Walnut




Dark Cherry



Antique Bronze



Dark Teak



Black



Dark Walnut




Brushed Nickel




Driftwood



Cherry



Graphite



Classic Walnut



Medium Cherry



Medium Oak



Walnut



Natural Cherry



Washed Oak




Oak



Washed Walnut



Silver



White



Toasted Oak



White Washed



All finish representations are part of Progress Lighting's comprehensive design and specification program. Through extensive research, these finishes have been carefully chosen to compliment all Progress Lighting products, including our extensive range of materials and accessory options.

These finish representations match actual finish colors as accurately as possible, and while every effort has been made to render colors accurately, they may vary slightly from the actual product, especially hand-painted finishes due to the nature of hand craftsmanship.

PRODUCT INDEX

| | | | | | | | |
|------------------------|----|------------------------|----|-----------------------|----|-----------------------|----|
| P2500-09 | 61 | P2548-0930K | 39 | P2602-09WB | 86 | P2608-20 | 88 |
| P2500-20 | 61 | P2548-2030K | 39 | P2602-15WB | 86 | P2608-30 | 88 |
| P2500-30 | 61 | P2548-3030K | 39 | P2602-20WB | 86 | P2608-77 | 88 |
| P2501-09 | 59 | P2550-0930K | 15 | P2602-30WB | 86 | P2608-80 | 88 |
| P2501-15 | 59 | P2550-2030K | 15 | P2602-143WB | 86 | P2608-81 | 88 |
| P2501-20 | 59 | P2550-3030K | 15 | P2603-09 | 88 | P2608-143 | 88 |
| P2501-30 | 59 | P2552-09 | 47 | P2603-15 | 88 | P2609-09 | 88 |
| P2501-30W | 59 | P2552-20 | 47 | P2603-20 | 88 | P2609-15 | 88 |
| P2501-143 | 59 | P2552-80 | 47 | P2603-30 | 88 | P2609-20 | 88 |
| P2502-20 | 78 | P2554-0930K | 21 | P2603-77 | 88 | P2609-30 | 88 |
| P2502-30 | 78 | P2554-1530K | 21 | P2603-80 | 88 | P2609-77 | 88 |
| P2502-80 | 78 | P2554-2030K | 21 | P2603-81 | 88 | P2609-80 | 88 |
| P2502-141 | 78 | P2556-0930K | 43 | P2603-141 | 88 | P2609-81 | 88 |
| P2503-09 | 55 | P2556-2030K | 43 | P2603-143 | 88 | P2609-143 | 88 |
| P2503-20 | 55 | P2558-0930K | 45 | P2604-09 | 88 | P2610-09WB | 87 |
| P2503-30W | 55 | P2558-2030K | 45 | P2604-15 | 88 | P2610-15WB | 87 |
| P2514-09 | 41 | P2560-09 | 19 | P2604-20 | 88 | P2610-20WB | 87 |
| P2521-09 | 57 | P2560-20 | 19 | P2604-30 | 88 | P2610-30WB | 87 |
| P2521-09CH | 57 | P2562-20 | 69 | P2604-77 | 88 | P2610-143WB | 87 |
| P2521-09WA | 57 | P2562-30 | 69 | P2604-80 | 88 | P2611-20WB | 82 |
| P2521-20 | 57 | P2562-80 | 69 | P2604-81 | 88 | P2611-30WB | 82 |
| P2521-77 | 57 | P2564-2030K | 75 | P2604-141 | 88 | P2611-80WB | 82 |
| P2521-80 | 56 | P2564-3030K | 75 | P2604-143 | 88 | P2612-01WB | 84 |
| P2521-81 | 57 | P2564-8030K | 75 | P2605-09 | 88 | P2612-20TWB | 84 |
| P2522-09 | 60 | P2568-0930K | 37 | P2605-15 | 88 | P2613-30 | 89 |
| P2524-09 | 65 | P2568-1530K | 37 | P2605-20 | 88 | P2614-01 | 89 |
| P2524-30 | 65 | P2568-2030K | 37 | P2605-30 | 88 | P2618-01 | 89 |
| P2525-09 | 64 | P2570-09 | 23 | P2605-77 | 88 | P2623-09WB | 83 |
| P2525-30 | 64 | P2570-15 | 23 | P2605-80 | 88 | P2623-20WB | 83 |
| P2526-20 | 79 | P2570-143 | 23 | P2605-81 | 88 | P2628-01WB | 85 |
| P2530-09 | 58 | P2572-0930K | 63 | P2605-141 | 88 | P2630-30 | 89 |
| P2530-20 | 58 | P2572-2030K | 63 | P2605-143 | 88 | P2631-30 | 89 |
| P2530-30W | 58 | P2572-3030K | 63 | P2606-09 | 88 | P2636-20WB | 82 |
| P2531-09 | 51 | P2574-2030K | 71 | P2606-15 | 88 | P2642-09WB | 86 |
| P2531-20 | 51 | P2574-8030K | 71 | P2606-20 | 88 | P2642-30WB | 86 |
| P2533-20 | 77 | P2574-8130K | 71 | P2606-30 | 88 | P2643-09WB | 86 |
| P2538-09 | 43 | P2576-2030K | 73 | P2606-77 | 88 | P2643-20WB | 86 |
| P2538-20 | 43 | P2576-8030K | 73 | P2606-80 | 88 | P2643-20TWB | 86 |
| P2539-0930K | 53 | P2578-1530K | 49 | P2606-81 | 88 | P2643-30WB | 86 |
| P2539-2030K | 53 | P2578-2030K | 49 | P2606-141 | 88 | P2644-09WB | 87 |
| P2539-3030K | 53 | P2582-0930K | 35 | P2606-143 | 88 | P2644-30WB | 87 |
| P2540-2030K | 31 | P2582-2030K | 35 | P2607-09 | 88 | P2645-01WB | 83 |
| P2540-3030K | 31 | P2582-14330K | 35 | P2607-15 | 88 | P2645-77WB | 83 |
| P2540-14330K | 31 | P2584-71 | 27 | P2607-20 | 88 | P2649-01WB | 84 |
| P2542-0930K | 29 | P2586-7130K | 25 | P2607-30 | 88 | P2650-01WB | 83 |
| P2542-2030K | 29 | P2600-09WB | 87 | P2607-77 | 88 | P2650-20TWB | 83 |
| P2542-3030K | 29 | P2600-20WB | 87 | P2607-80 | 88 | P2654-01WB | 84 |
| P2544-0930K | 33 | P2600-30WB | 87 | P2607-81 | 88 | P2659-09 | 85 |
| P2544-1530K | 33 | P2601-20WB | 82 | P2607-141 | 88 | P2659-20 | 85 |
| P2544-2030K | 33 | P2601-30WB | 82 | P2607-143 | 88 | P2659-30 | 85 |
| P2546-09 | 17 | P2601-80WB | 82 | P2608-09 | 88 | P2660-01 | 85 |
| P2546-20 | 17 | P2601-141WB | 82 | P2608-15 | 88 | P2661-01 | 89 |

ICON INDEX



Products referencing this logo meet the energy efficiency requirements for light fixtures set forth in ENERGY STAR® product specifications. Please refer to www.energystar.gov for specific product qualifications and list of certified products.



Any fixture that has an **Integrated LED** that has been tested and listed in the California Appliance Database. Check for certified bulbs (lamps) or fixtures by searching the MAEDBS database. Go to: cacertappliances.energy.ca.gov



Products comply with the California Appliance Efficiency Regulations. Certified products are listed on the appliance efficiency database found at www.appliances.energy.ca.gov.



Dry location, indoor only fans should only be used indoors. Even if an outdoor area or screened-in porch is covered, the motor and the blades can be affected when exposed to humidity.



Damp location, indoor/outdoor fans may be used indoors or outdoors under covered porches and should not be subjected to water spray or rain.



Wet location, indoor/outdoor fans are designed for damp or wet locations. These products feature elements, such as moisture-resistant motors and all weather blades. Wet location fans may also be used indoors.


Every effort has been made to ensure the accuracy of information in this catalog. Progress Lighting reserves the right to make product changes from time to time, without prior notification, which may change the information provided in this catalog. Errors brought to our attention will be corrected in subsequent issues.

UL, CSA, or ETL Listed or Classified unless otherwise noted.

Bulbs (lamps) not included with fixtures unless specified. Specifications subject to change without notice.


Metal finishes not specified as “solid” have quality plated or painted finishes.

Finish representations are high resolution digital reproductions, and, while every effort has been made to render colors accurately, they may vary slightly from the actual product, especially hand-painted finishes, due to the nature of hand craftsmanship.



With over a century of lighting technology, leadership and engineering, Progress Lighting offers the highest quality in residential and commercial lighting solutions. We understand what it takes to be a leader: offering products that deliver aesthetic appeal, stellar performance, easy installation and value.

FOR MORE INFORMATION,
CONTACT US.



PROGRESS LIGHTING

701 Millennium Boulevard
Greenville, SC 29607

progresslighting.com

