


Switch Installation & Adjustment Training




FOR MORE INFORMATION CONTACT:
USCO POWER EQUIPMENT CORP
8100 Churchill Ave.
Leeds, AL 35094

Phone: 205-699-0840
Fax: 205-699-0858

www.hubbellpowersystems.com
e-mail: hpsliterature@hps.hubbell.com




USCO™
Power Switches




Switch Installation and Adjustment Training

*Since 1946 The Engineers Choice
for High Voltage Products*

NOTE: Because Hubbell has a policy of continuous product improvement, we reserve the right to change design and specifications without notice.



USCO now offers a unique and challenging switch installation training program tailored specifically for utility contractors and field service crews. This 2-day training is held either at the USCO factory or at the customer's location. The training is conducted in the classroom as well as in the field where participants will gain valuable hand-on experience in USCO switch installations. The program covers everything from basic switch construction to troubleshooting switch control mechanisms. Contact your local Hubbell sales representative or the factory today to schedule your training session in this exciting new program.



USCO™
Power Switches



USCO's two-day Installation and Adjustment Training Program provides attendees with valuable information and unique hands-on experience in the installation, adjustment, operation, and maintenance of the following USCO switches:

AVR Vertical Break Installation

- Switch Installation only
-
- Switch Installation with Load Sectionalizer Interrupter
-
- Switch Installation with SF6 Gas Interrupter
-
- Switch Installation with Motor Operator
-
- AVR Unit Outline Drawing
-
- Leveling Stud Procedure
-
- AVR Jaw Contact Tolerances
-
- VR Counterbalance Application Guide
-
- AVR Troubleshooting Guide

AGCH5 Center Break Installation

- Switch Installation only
-
- Switch Installation with Vacuum Interrupter
-
- Switch Installation with Motor Operator
-
- AGCH5 Unit Outline Drawing
-
- Leveling Stud Procedure
-
- Changing Switch Opening Direction
-
- AGCH5 Troubleshooting Guide

Documentation

-
- Guide for the Operation of High Voltage Disconnecting Switches
-
- Guide for Maintenance of High Voltage Disconnecting Switches
-
- Vacuum Interrupter Installation Instructions
-
- Load Sectionalizer Interrupter Installation Instructions
-
- SF6 Gas Interrupter Installation Instructions
-
- Motor Operator Installation Instructions

Price \$850.00* per person with a minimum 5-person group/maximum 15-person group
*Price includes lunch, snacks, and drinks.