

REV	DATE	DESCRIPTION	ECO	BY	C'H'K.
AE	2019-03-14 01:00:00 EDT	UPDATED AS PER THE MARKUP	51065	RB	VS

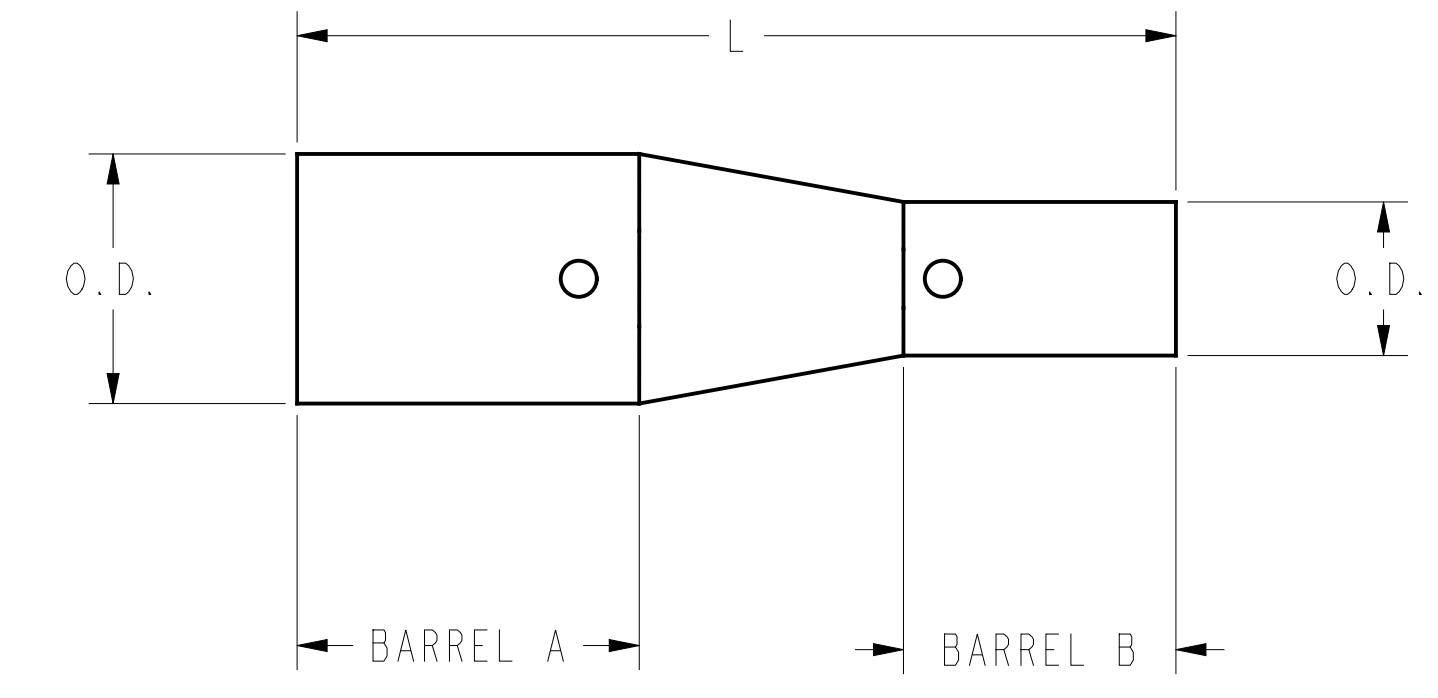
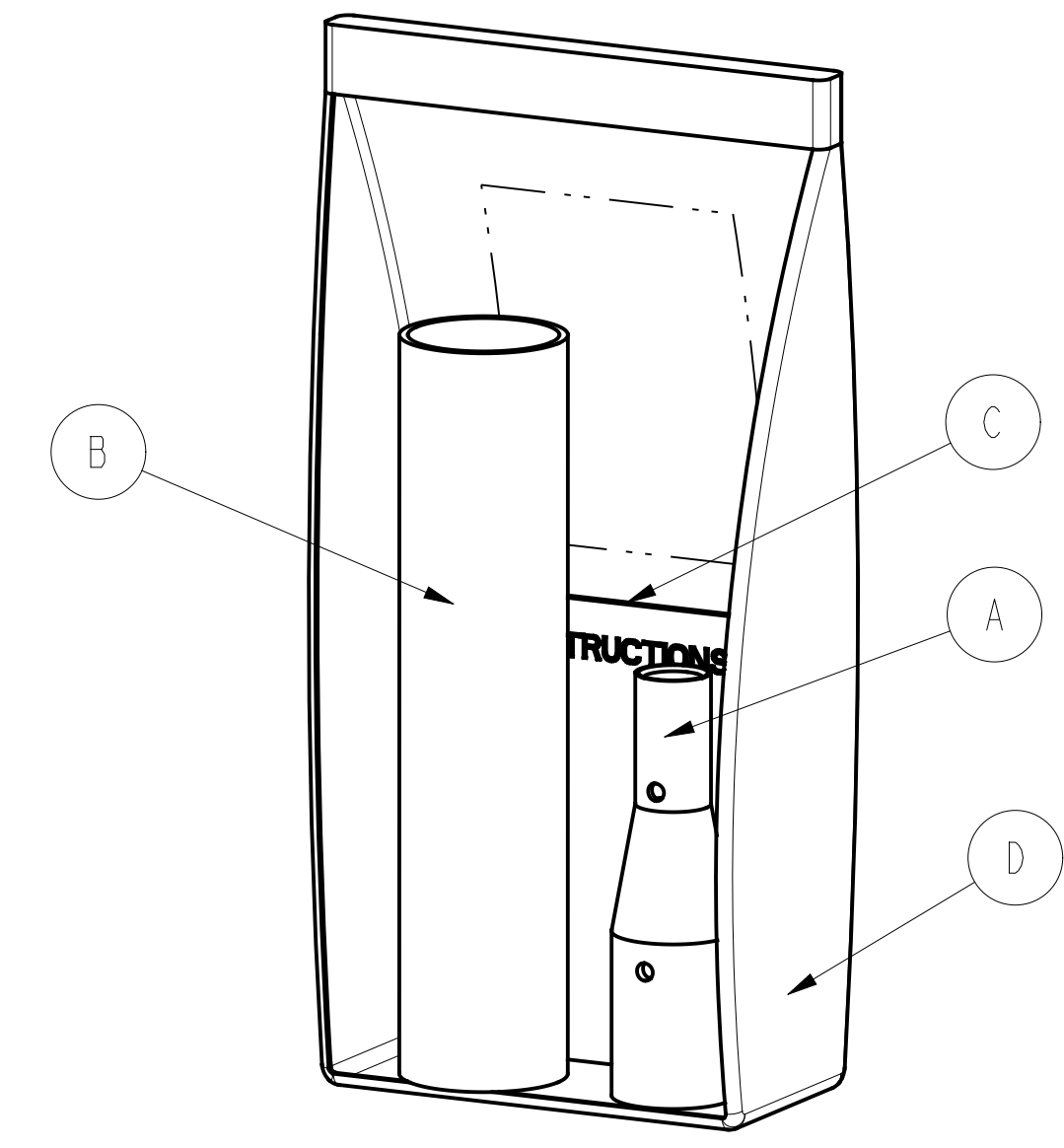
WIRE RANGE				CATALOG NUMBER	CONNECTOR				WIRE STRIP LENGTH		DIMENSIONS					
BARREL A		BARREL B		CLEAR HEAT SHRINK BURNDY® TELECOM KIT STANDARD BARREL	COLOR CODE		DIE INDEX		BARREL A	BARREL B	TOLERANCES ± .07°			TOLERANCES ± .01		
AWG	MM²	AWG	MM²		BARREL A	BARREL B	BARREL A	BARREL B			BARREL A	BARREL B	L	BARREL "A" O.D.	BARREL "B" O.D.	
#14-10 FLEX-STR, #12-10 SOL	6 mm² STR, 2.5 mm² FLEX	#14-10 FLEX-STR, #12-10 SOL	6 mm² STR, 2.5 mm² FLEX		YSR10CFX14CLTCKITC	N/A FOR #14, #12, #10	N/A FOR #14, #12, #10	---	---	0.63	0.63	0.66	0.66	1.45	.21	.21
#14-10 FLEX-STR, #12-10 SOL	6 mm² STR, 2.5 mm² FLEX	#14-10 FLEX-STR, #12-10 SOL	6 mm² STR, 2.5 mm² FLEX	YSR10CFX12CLTCKITC	N/A FOR #14, #12, #10	N/A FOR #14, #12, #10	---	---	0.63	0.63	0.66	0.66	1.45	.21	.21	

INSTALLATION TOOLING (STANDARD BARREL)

CATALOG NUMBER	INSTALLATION TOOLING (# CRIMPS)		INSTALLATION TOOLING (# CRIMPS)		INSTALLATION TOOLING (# CRIMPS)		INSTALLATION TOOLING (# CRIMPS)			
CLEAR HEAT SHRINK BURNDY® TELECOM KIT STANDARD BARREL	HYDRAULIC		HYDRAULIC		MECHANICAL		DIELESS			
	Y35, Y39, Y750, PAT750, Y46, PAT46		PAT600, Y500CTHS		OUR840, MD7-34R					
	BARREL A	BARREL B	BARREL A	BARREL B	BARREL A	BARREL B	BARREL A		BARREL B	
YSR10CFX14CLTCKITC	N/A	N/A	N/A	N/A	N/A	N/A	Y8MRB-1 (2) / MR8G98 (2) / Y10D (2) / Y122CMR(2)		Y8MRB-1 (2) / MR8G98 (2) / Y10D (2)	
YSR10CFX12CLTCKITC	N/A	N/A	N/A	N/A	N/A	N/A	Y8MRB-1 (2) / MR8G98 (2) / Y10D (2) / Y122CMR(2)		Y8MRB-1 (2) / MR8G98 (2) / Y10D (2) / Y122CMR(2)	

NOTE: THAT THERE ARE A VARIETY OF BURNDY® INSTALLATION TOOLS AVAILABLE, AND NOT ALL ARE LISTED. IF YOU HAVE QUESTIONS REGARDING TOOLING, PLEASE CONTACT OUR "CUSTOMER SERVICE DEPARTMENT" AT 1-800-346-4175.

KIT		
ITEM	DESCRIPTION	QTY.
A	ELECTRO-TIN PLATED COPPER COMPRESSION CONNECTOR (SEE NOTE 1)	1
B	HEAT SHRINK TUBING (SEE NOTE 2)	1
C	MULTILINGUAL INSTALLATION INSTRUCTION SHEET (SEE NOTE 3)	1
D	PLASTIC BAG WITH LABELING AND PRODUCT IDENTIFIER	1



- NOTES:
- ELECTRO-TIN PLATED COPPER COMPRESSION REDUCER/SPLICE; WITH A THROUGH HOLE FOR CABLE INSPECTION ON EACH SIDE; COLOR CODE, WIRE STRIP LENGTH AND CRIMP PLACEMENT INDICATIONS ARE INCLUDED. STANDARD BARRELS LISTED UL 486A.
 - HEAT SHRINK TUBING:
CLEAR - POLYVINYL CHLORIDE - LISTED UL 224, VW-1 RATING. (VERTICAL WIRE FLAME TEST)
- PASSES TELCORDIA GR-347-CORE "ABRASION TEST".
 - EACH KIT IS PACKED IN A SEALED PLASTIC BAG INCLUDING THE INSTALLATION INSTRUCTIONS IN ENGLISH, FRENCH AND SPANISH.
 - SEE TABLE FOR SPECIFIC KIT CATALOG NUMBER.
 - FOR SPECIFIC APPLICATION TOOLS AND DIES, SEE ABOVE TOOLING TABLE.
- 6 USE PUADP-1 ADAPTOR FOR "U" DIES IN Y46 AND PAT46 SERIES TOOLS.

TO ORDER BURNDY® PRODUCTS CALL		COMPRESSION COPPER REDUCER / SPLICE KIT	
UNITED STATES 1-800-346-4175 (LONDONDERRY, NH)		ITEM NO: --	SCALE: 1:1
CANADA: 1-800-361-6975 (QUEBEC) 1-800-387-6487 (ALL OTHER PROVINCES)		CAT. NO: (SEE TABLE)	BURNDY
FOR PRODUCT INFO: http://www.burndy.com		DRAWN BY: B. SURESB BABU 12/16/09	
		CHECKER: J. MICHAUD 12/15/09	PROJECT #: --
		DSN APPVL: J. MICHAUD 12/15/09	SIZE: D
		MFG APPVL: --	DOCUMENT TYPE: Sales
		GA APPVL: J. BRODEUR 12/16/09	10021428
		MKT APPVL: J. SYLVIA 12/15/09	SHEET 1 OF 16
		PROD FAM: CM&R COMPRESSION	AE
		REL LEVEL: Released	

REV: PEC200

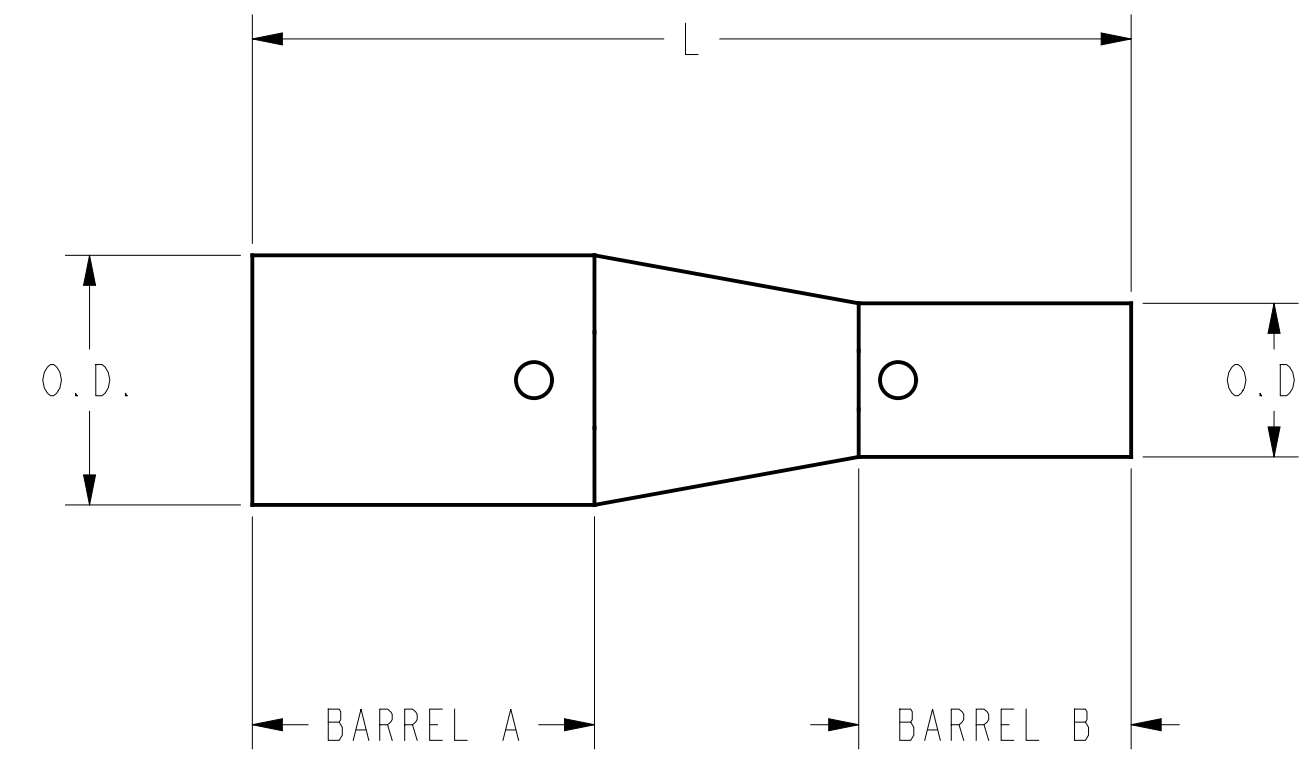
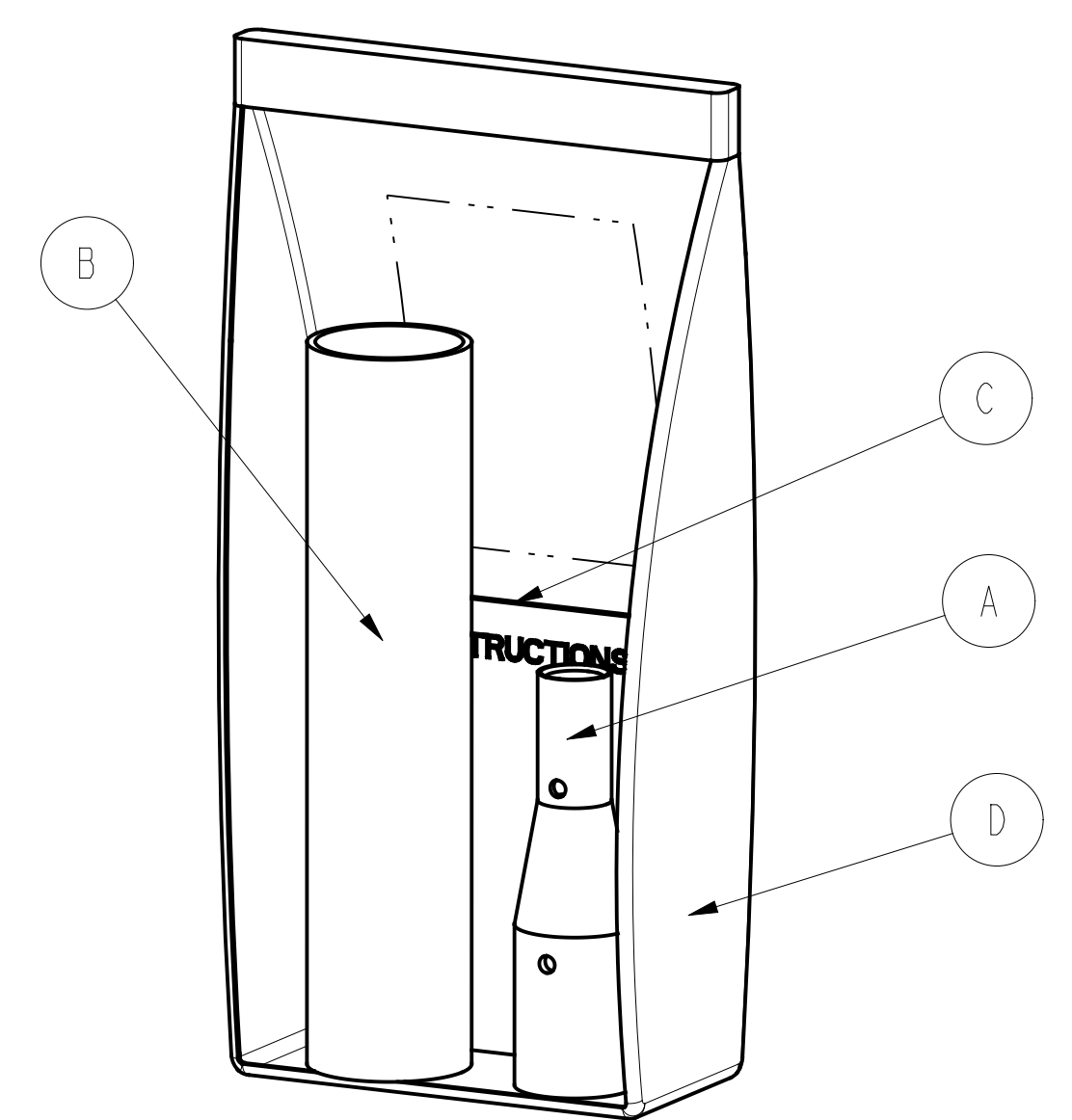
DRAWING NO. 10021428		7		6		5		4		3		2		1							
WIRE RANGE				CATALOG NUMBER		CONNECTOR				DIMENSIONS				REV	DATE	DESCRIPTION	ECO	BY	C'H'K.		
BARREL A		BARREL B		CLEAR HEAT SHRINK BURNDY® TELECOM KIT STANDARD BARREL		COLOR CODE		DIE INDEX		WIRE STRIP LENGTH		TOLERANCES ± .07°		TOLERANCES ± .01		AE	2019-03-14 01:00:00 EDT	UPDATED AS PER THE MARKUP	51065	RB	VS
AWG	MM²	AWG	MM²			BARREL A	BARREL B	BARREL A	BARREL B	BARREL A	BARREL B	BARREL A	BARREL B	L	BARREL "A" O.D.	BARREL "B" O.D.					
#8 AWG FLEX-STR, #6 SOL	10 mm² STR-FLEX	#14-10 FLEX-STR, #12-10 SOL	6 mm² STR, 2.5 mm² FLEX	YSR8CFX14CLTCKITC		RED	N/A FOR #14, #12, #10	49	---	0.57	0.63	0.60	0.66	1.41	.27	.21					
#8 AWG FLEX-STR, #6 SOL	10 mm² STR-FLEX	#14-10 FLEX-STR, #12-10 SOL	6 mm² STR, 2.5 mm² FLEX	YSR8CFX10CLTCKITC		RED	N/A FOR #14, #12, #10	49	---	0.57	0.63	0.60	0.66	1.41	.27	.21					

INSTALLATION TOOLING (STANDARD BARREL)

CATALOG NUMBER	INSTALLATION TOOLING (# CRIMPS)		INSTALLATION TOOLING (# CRIMPS)		INSTALLATION TOOLING (# CRIMPS)		INSTALLATION TOOLING (# CRIMPS)			
CLEAR HEAT SHRINK BURNDY® TELECOM KIT STANDARD BARREL	HYDRAULIC		HYDRAULIC		MECHANICAL		DIELESS			
	Y35, Y39, Y750, PAT750, Y46, PAT46		PAT600, Y500CTHS		OUR840, MD7-34R					
	BARREL A	BARREL B	BARREL A	BARREL B	BARREL A	BARREL B	BARREL A		BARREL B	
YSR8CFX14CLTCKITC	U8CRT (1)	NA	W8CVT (1) / W8CRT (1) / X8CRT (1)	N/A	W8CVT (1) / W8CRT (1) / X8CRT (1)	N/A	Y8MRB-1 (1) / YIMRTC (1) / MY29-3 (1) / MY29-11 (1)		Y8MRB-1 (2) / MR8G98 (2) / Y10D (2)	
YSR8CFX10CLTCKITC	U8CRT (1)	NA	W8CVT (1) / W8CRT (1) / X8CRT (1)	N/A	W8CVT (1) / W8CRT (1) / X8CRT (1)	N/A	Y8MRB-1 (1) / YIMRTC (1) / MY29-3 (1) / MY29-11 (1) / Y122CMR(1)		Y8MRB-1 (2) / MR8G98 (2) / Y10D (2) / Y122CMR(2)	

NOTE: THAT THERE ARE A VARIETY OF BURNDY® INSTALLATION TOOLS AVAILABLE, AND NOT ALL ARE LISTED. IF YOU HAVE QUESTIONS REGARDING TOOLING, PLEASE CONTACT OUR "CUSTOMER SERVICE DEPARTMENT" AT 1-800-346-4175.

KIT		
ITEM	DESCRIPTION	QTY.
A	ELECTRO-TIN PLATED COPPER COMPRESSION CONNECTOR (SEE NOTE 1)	1
B	HEAT SHRINK TUBING (SEE NOTE 2)	1
C	MULTILINGUAL INSTALLATION INSTRUCTION SHEET (SEE NOTE 3)	1
D	PLASTIC BAG WITH LABELING AND PRODUCT IDENTIFIER	1



NOTES:

- ELECTRO-TIN PLATED COPPER COMPRESSION REDUCER/SPLICE; WITH A THROUGH HOLE FOR CABLE INSPECTION ON EACH SIDE; COLOR CODE, WIRE STRIP LENGTH AND CRIMP PLACEMENT INDICATIONS ARE INCLUDED. STANDARD BARRELS LISTED UL 486A.
- HEAT SHRINK TUBING:
CLEAR - POLYVINYL CHLORIDE - LISTED UL 224, VW-1 RATING. (VERTICAL WIRE FLAME TEST)
- PASSES TELCORDIA GR-347-CORE "ABRASION TEST".
- EACH KIT IS PACKED IN A SEALED PLASTIC BAG INCLUDING THE INSTALLATION INSTRUCTIONS IN ENGLISH, FRENCH AND SPANISH.
- SEE TABLE FOR SPECIFIC KIT CATALOG NUMBER.
- FOR SPECIFIC APPLICATION TOOLS AND DIES, SEE ABOVE TOOLING TABLE.

6 USE PUADP-1 ADAPTOR FOR "U" DIES IN Y46 AND PAT46 SERIES TOOLS.

TO ORDER BURNDY® PRODUCTS CALL		COMPRESSION COPPER REDUCER / SPLICE KIT	
UNITED STATES 1-800-346-4175 (LONDONDERRY, NH)		ITEM NO: ---	SCALE: 3:4
CANADA: 1-800-361-6975 (QUEBEC) 1-800-387-6487 (ALL OTHER PROVINCES)		CAT. NO: (SEE TABLE)	BURNDY
FOR PRODUCT INFO: http://www.burndy.com		DRAWN BY: B.SURESB BABU 12/16/09	
		CHECKER: J.MICHAUD 12/15/09	PROJECT #: --
		DSN APPVL: J.MICHAUD 12/15/09	SIZE: D
		MFG APPVL: --	10021428
		QA APPVL: J.BRODEUR 12/16/09	SHEET 2 OF 16
		MKT APPVL: J.SYLVIA 12/15/09	AE
		REL LEVEL: Released	

REV: PEO200

WIRE RANGE				CATALOG NUMBER	CONNECTOR				WIRE STRIP LENGTH		DIMENSIONS					
BARREL A		BARREL B		CLEAR HEAT SHRINK BURNDY® TELECOM KIT STANDARD BARREL	COLOR CODE		DIE INDEX		BARREL A	BARREL B	TOLERANCES ± .07°			TOLERANCES ± .01		
AWG	MM ²	AWG	MM ²		BARREL A	BARREL B	BARREL A	BARREL B	BARREL A	BARREL B	L	BARREL "A" O.D.	BARREL "B" O.D.			
#6 AWG FLEX-STR	16 mm ² STR-FLEX	#14-10 FLEX-STR, #12-10 SOL	6 mm ² STR, 2.5 mm ² FLEX		YSR6CFX14CLTCKITC	BLUE	N/A FOR #14, #12, #10	7	---	0.70	0.63	0.73	0.66	1.53	.31	.21
#6 AWG FLEX-STR	16 mm ² STR-FLEX	#14-10 FLEX-STR, #12-10 SOL	6 mm ² STR, 2.5 mm ² FLEX	YSR6CFX10CLTCKITC	BLUE	N/A FOR #14, #12, #10	7	---	0.70	0.63	0.73	0.66	1.53	.31	.21	
#6 AWG FLEX-STR	16 mm ² STR-FLEX	#8 AWG FLEX-STR, #6 SOL	10 mm ² STR-FLEX	YSR6CFX8CFXLTCKITC	BLUE	RED	7	49	0.70	0.57	0.73	0.60	1.37	.31	.27	

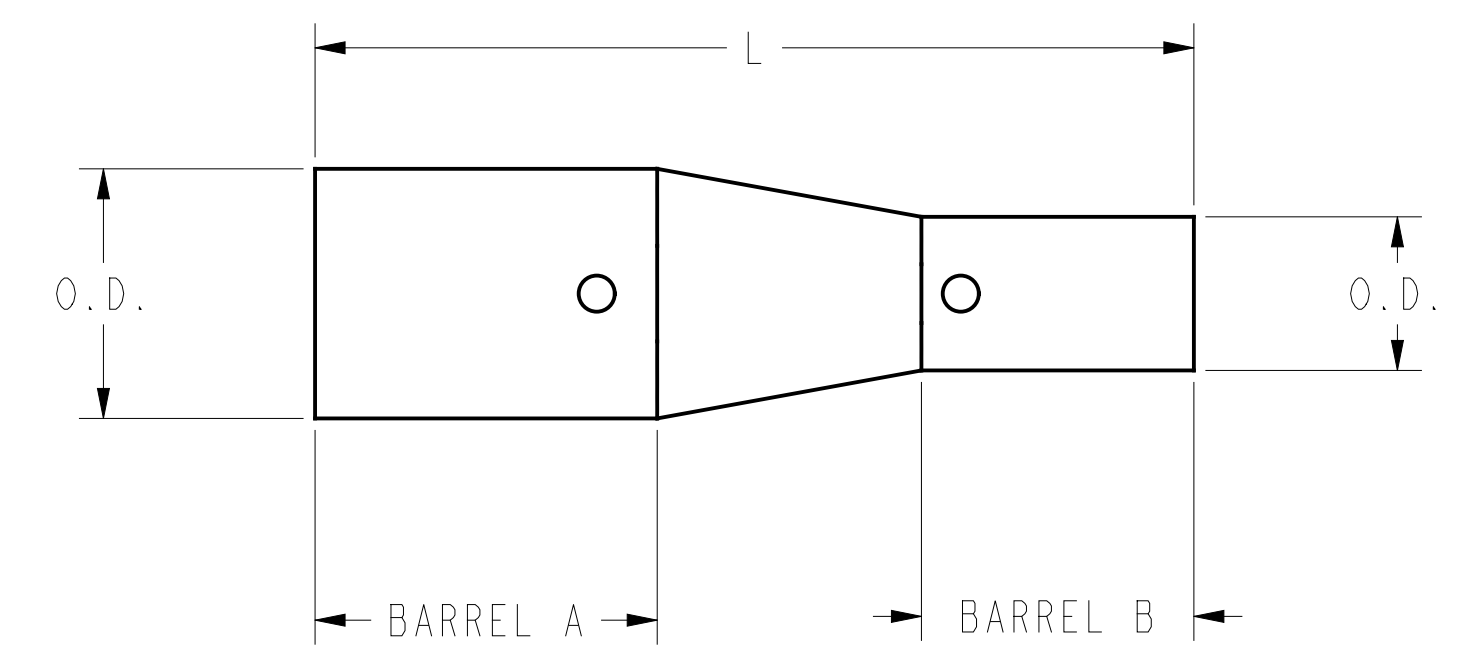
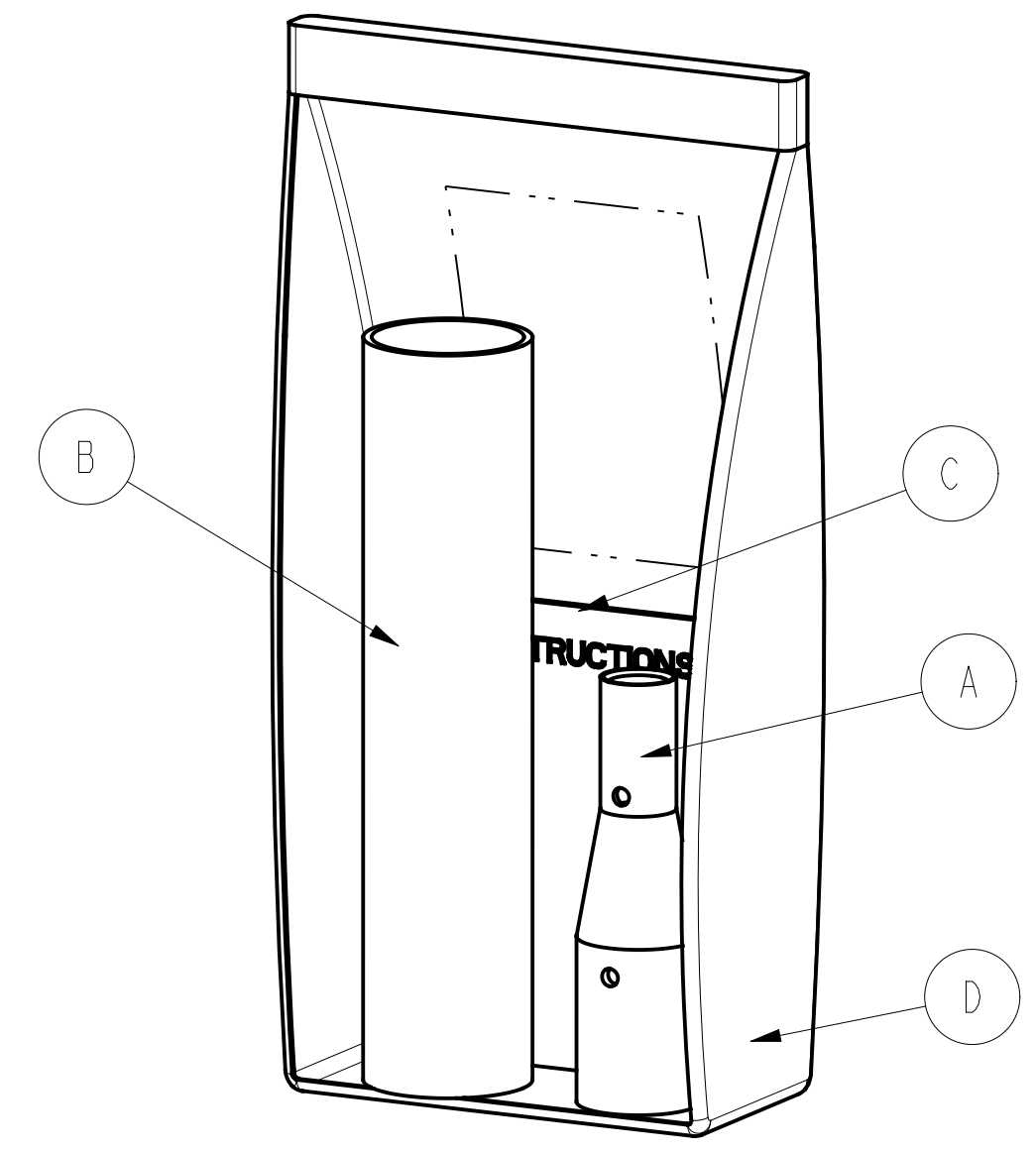
REV	DATE	DESCRIPTION	ECO	BY	CHK.
AE	2019-03-14 01:00:00 EDT	UPDATED AS PER THE MARKUP	51065	RB	VS

INSTALLATION TOOLING (STANDARD BARREL)

CATALOG NUMBER	INSTALLATION TOOLING (# CRIMPS)		INSTALLATION TOOLING (# CRIMPS)		INSTALLATION TOOLING (# CRIMPS)		INSTALLATION TOOLING (# CRIMPS)			
CLEAR HEAT SHRINK BURNDY® TELECOM KIT STANDARD BARREL	HYDRAULIC		HYDRAULIC		MECHANICAL		DIELESS			
	Y35, Y39, Y750, PAT750, Y46, PAT46		PAT600, Y500CHS		OUR840, MD7-34R					
	BARREL A	BARREL B	BARREL A	BARREL B	BARREL A	BARREL B	BARREL A	BARREL B		
YSR6CFX14CLTCKITC	U5CRT (1)	NA	W5CVT (1) / W5CRT (1) / X5CRT (1)	N/A	W5CVT (1) / W5CRT (1) / X5CRT (1)	N/A	Y1MRTC (1) / MY29-11 (1) / Y644MBH (1) / Y122CMR(1)	Y8MRB-1 (2) / MR8G98 (2) / Y10D (2)		
YSR6CFX10CLTCKITC	U5CRT (1)	NA	W5CVT (1) / W5CRT (1) / X5CRT (1)	N/A	W5CVT (1) / W5CRT (1) / X5CRT (1)	N/A	Y1MRTC (1) / MY29-11 (1) / Y644MBH (1) / Y122CMR(1)	Y8MRB-1 (2) / MR8G98 (2) / Y10D (2) / Y122CMR(2)		
YSR6CFX8CFXLTCKITC	U5CRT (1)	U8CRT (1)	W5CVT (1) / W5CRT (1) / X5CRT (1)	W8CVT (1) / W8CRT (1) / X8CRT (1)	W5CVT (1) / W5CRT (1) / X5CRT (1)	W8CVT (1) / W8CRT (1) / X8CRT (1)	Y1MRTC (1) / MY29-11 (1) / Y644MBH (1) / Y122CMR(1)	Y8MRB-1 (1) / Y1MRTC (1) / MY29-3 (1) / MY29-11 (1) / Y122CMR(1)		

NOTE: THAT THERE ARE A VARIETY OF BURNDY® INSTALLATION TOOLS AVAILABLE, AND NOT ALL ARE LISTED. IF YOU HAVE QUESTIONS REGARDING TOOLING, PLEASE CONTACT OUR "CUSTOMER SERVICE DEPARTMENT" AT 1-800-346-4175.

KIT		
ITEM	DESCRIPTION	QTY.
A	ELECTRO-TIN PLATED COPPER COMPRESSION CONNECTOR (SEE NOTE 1)	1
B	HEAT SHRINK TUBING (SEE NOTE 2)	1
C	MULTILINGUAL INSTALLATION INSTRUCTION SHEET (SEE NOTE 3)	1
D	PLASTIC BAG WITH LABELING AND PRODUCT IDENTIFIER	1



- NOTES:
- ELECTRO-TIN PLATED COPPER COMPRESSION REDUCER/SPLICE; WITH A THROUGH HOLE FOR CABLE INSPECTION ON EACH SIDE; COLOR CODE, WIRE STRIP LENGTH AND CRIMP PLACEMENT INDICATIONS ARE INCLUDED. STANDARD BARRELS LISTED UL 486A.
 - HEAT SHRINK TUBING:
CLEAR - POLYVINYL CHLORIDE - LISTED UL 224, VW-1 RATING. (VERTICAL WIRE FLAME TEST)
- PASSES TELCORDIA GR-347-CORE "ABRASION TEST".
 - EACH KIT IS PACKED IN A SEALED PLASTIC BAG INCLUDING THE INSTALLATION INSTRUCTIONS IN ENGLISH, FRENCH AND SPANISH.
 - SEE TABLE FOR SPECIFIC KIT CATALOG NUMBER.
 - FOR SPECIFIC APPLICATION TOOLS AND DIES, SEE ABOVE TOOLING TABLE.
- 6 USE PUADP-1 ADAPTOR FOR "U" DIES IN Y46 AND PAT46 SERIES TOOLS.

TO ORDER BURNDY® PRODUCTS CALL		COMPRESSION COPPER REDUCER / SPLICE KIT	
UNITED STATES 1-800-346-4175 (LONDONDERRY, NH)		ITEM NO: ---	CAT. NO: (SEE TABLE)
CANADA: 1-800-361-6975 (QUEBEC) 1-800-387-6487 (ALL OTHER PROVINCES)		DRAWN BY: B.SURESB BABU 12/16/09	CHECKER: J.MICHAUD 12/15/09
FOR PRODUCT INFO: http://www.burndy.com		DSN APPVL: J.MICHAUD 12/15/09	MFG APPVL: ---
		GA APPVL: J.BRODEUR 12/16/09	MKT APPVL: J.SYLVIA 12/15/09
		PROD FAM: CM&R COMPRESSION	DRAWING NO: 10021428
		PROJECT #: ---	SCALE: 1:1
		DOCUMENT TYPE: Sales	REV: AE
		REL LEVEL: Released	SHEET 3 OF 16

REV: PEO200

WIRE RANGE				CATALOG NUMBER	CONNECTOR				WIRE STRIP LENGTH		DIMENSIONS					
BARREL A		BARREL B		CLEAR HEAT SHRINK BURNDY® TELECOM KIT STANDARD BARREL	COLOR CODE		DIE INDEX		BARREL A	BARREL B	TOLERANCES ± .07°			TOLERANCES ± .01		
AWG	MM ²	AWG	MM ²		BARREL A	BARREL B	BARREL A	BARREL B	BARREL A	BARREL B	L	BARREL "A" O.D.	BARREL "B" O.D.			
#4 AWG FLEX-STR	---	#6 AWG FLEX-STR	16 mm ² STR-FLEX		YSR4CFX6CFXLTKITC	GRAY	BLUE	8	7	0.65	0.61	0.68	0.64	1.57	.38	.31
#4 AWG FLEX-STR	---	#14-10 FLEX-STR, #12-10 SOL	6 mm ² STR, 2.5 mm ² FLEX	YSR4CFX10CLTKITC	GRAY	N/A FOR #14, #12, #10	8	---	0.65	0.65	0.68	0.68	1.86	.38	.21	
#4 AWG FLEX-STR	---	#8 AWG FLEX-STR, #6 SOL	10 mm ² STR-FLEX	YSR4CFX8CFXLTKITC	GRAY	RED	8	49	0.65	0.60	0.68	0.63	1.67	.38	.27	

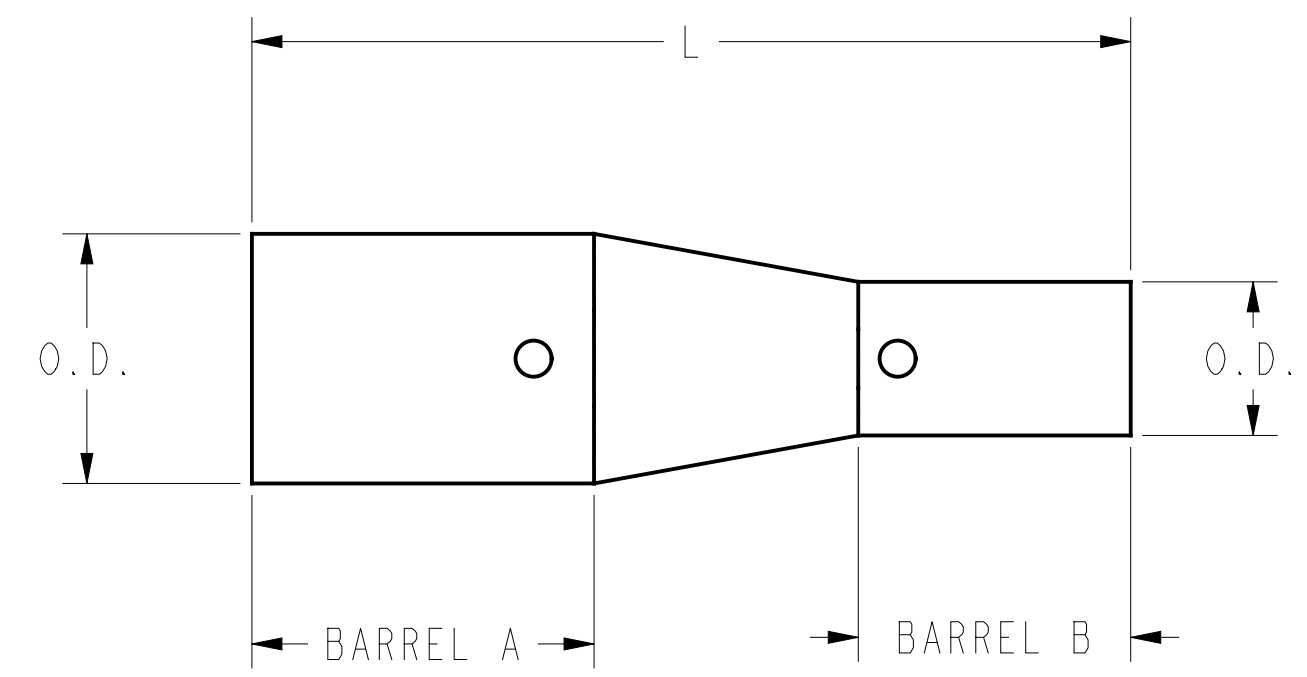
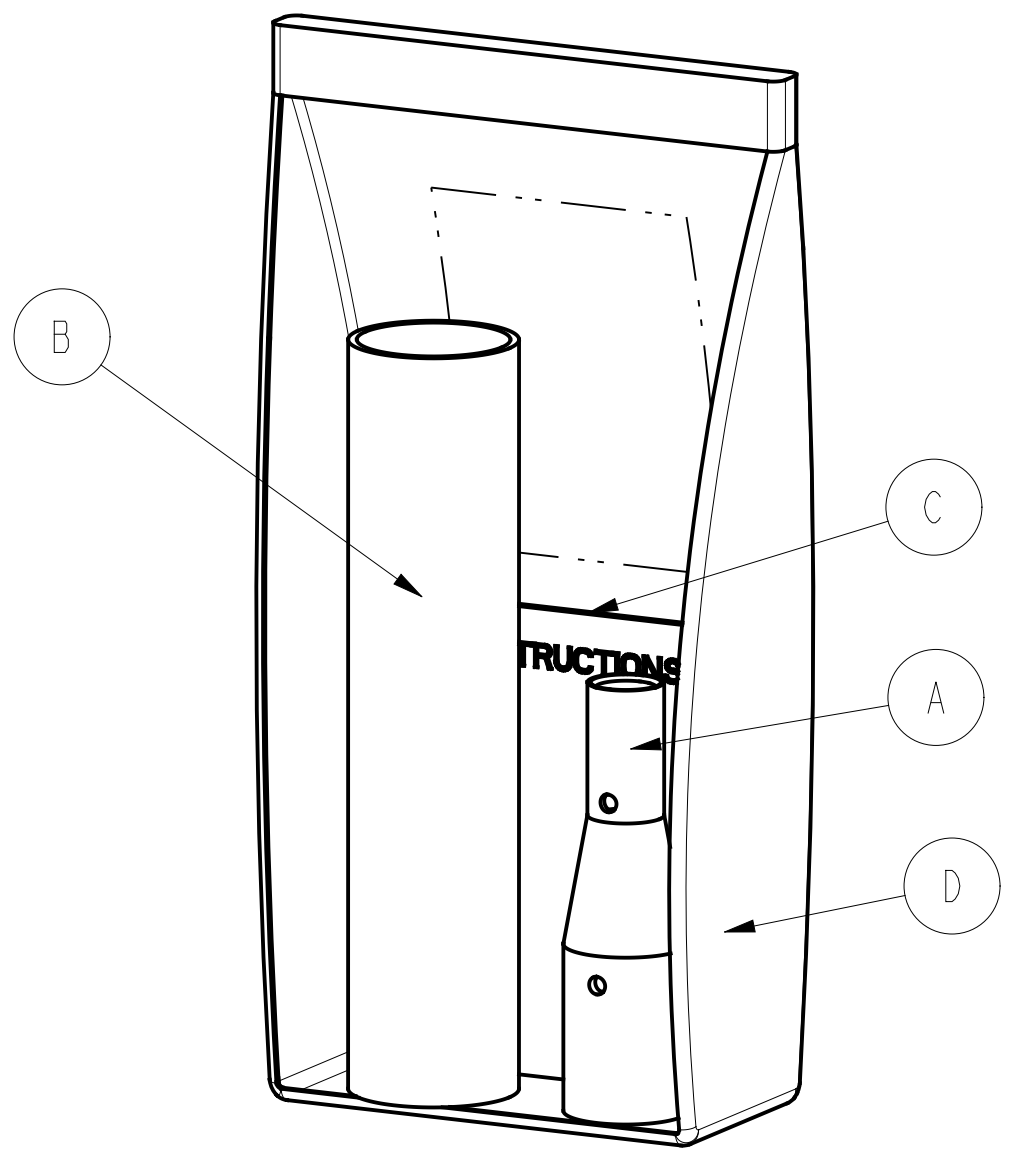
REV	DATE	DESCRIPTION	ECO	BY	CHK.
AE	2019-03-14 01:00:00 EDT	UPDATED AS PER THE MARKUP	51065	RB	VS

INSTALLATION TOOLING (STANDARD BARREL)

CATALOG NUMBER	INSTALLATION TOOLING (# CRIMPS)		INSTALLATION TOOLING (# CRIMPS)		INSTALLATION TOOLING (# CRIMPS)		INSTALLATION TOOLING (# CRIMPS)					
CLEAR HEAT SHRINK BURNDY® TELECOM KIT STANDARD BARREL	HYDRAULIC		HYDRAULIC		MECHANICAL		DIELESS					
	Y35, Y39, Y750, PAT750, Y46, PAT46		PAT600, Y500CTHS		OUR840, MD7-34R		BARREL A			BARREL B		
	BARREL A	BARREL B	BARREL A	BARREL B	BARREL A	BARREL B	BARREL A			BARREL B		
YSR4CFX6CFXLTKITC	U4CRT (1)	U5CRT (1)	W4CVT (1) / W4CRT (1) / X4CRT (1)	W5CVT (1) / W5CRT (1) / X5CRT (1)	W4CVT (1) / W4CRT (1) / X4CRT (1)	W5CVT (1) / W5CRT (1) / X5CRT (1)	Y1MRTC (2) / MY29-11 (1) / Y644MBH (1) / Y122CMR(2)			Y1MRTC (1) / MY29-11 (1) / Y644MBH (1) / Y122CMR(1)		
YSR4CFX10CLTKITC	U4CRT (1)	NA	W4CVT (1) / W4CRT (1) / X4CRT (1)	N/A	W4CVT (1) / W4CRT (1) / X4CRT (1)	N/A	Y1MRTC (2) / MY29-11 (1) / Y644MBH (1) / Y122CMR(2)			Y8MRB-1 (2) / MR8G98 (2) / Y10D (2) / Y122CMR(2)		
YSR4CFX8CFXLTKITC	U4CRT (1)	U8CRT (1)	W4CVT (1) / W4CRT (1) / X4CRT (1)	W8CVT (1) / W8CRT (1) / X8CRT (1)	W4CVT (1) / W4CRT (1) / X4CRT (1)	W8CVT (1) / W8CRT (1) / X8CRT (1)	Y1MRTC (2) / MY29-11 (1) / Y644MBH (1) / Y122CMR(2)			Y8MRB-1 (1) / Y1MRTC (1) / MY29-3 (1) / MY29-11 (1) / Y122CMR(1)		

NOTE: THAT THERE ARE A VARIETY OF BURNDY® INSTALLATION TOOLS AVAILABLE, AND NOT ALL ARE LISTED. IF YOU HAVE QUESTIONS REGARDING TOOLING, PLEASE CONTACT OUR "CUSTOMER SERVICE DEPARTMENT" AT 1-800-346-4175.

KIT		
ITEM	DESCRIPTION	QTY.
A	ELECTRO-TIN PLATED COPPER COMPRESSION CONNECTOR (SEE NOTE 1)	1
B	HEAT SHRINK TUBING (SEE NOTE 2)	1
C	MULTILINGUAL INSTALLATION INSTRUCTION SHEET (SEE NOTE 3)	1
D	PLASTIC BAG WITH LABELING AND PRODUCT IDENTIFIER	1



- NOTES:
- ELECTRO-TIN PLATED COPPER COMPRESSION REDUCER/SPLICE; WITH A THROUGH HOLE FOR CABLE INSPECTION ON EACH SIDE; COLOR CODE, WIRE STRIP LENGTH AND CRIMP PLACEMENT INDICATIONS ARE INCLUDED. STANDARD BARRELS LISTED UL 486A.
 - HEAT SHRINK TUBING:
CLEAR - POLYVINYL CHLORIDE - LISTED UL 224, VW-1 RATING. (VERTICAL WIRE FLAME TEST)
- PASSES TELCORDIA GR-347-CORE "ABRASION TEST".
 - EACH KIT IS PACKED IN A SEALED PLASTIC BAG INCLUDING THE INSTALLATION INSTRUCTIONS IN ENGLISH, FRENCH AND SPANISH.
 - SEE TABLE FOR SPECIFIC KIT CATALOG NUMBER.
 - FOR SPECIFIC APPLICATION TOOLS AND DIES, SEE ABOVE TOOLING TABLE.
- 6 USE PUADP-1 ADAPTOR FOR "U" DIES IN Y46 AND PAT46 SERIES TOOLS.

TO ORDER BURNDY® PRODUCTS CALL		COMPRESSION COPPER REDUCER / SPLICE KIT	
UNITED STATES 1-800-346-4175 (LONDONDERRY, NH)		ITEM NO: ---	CAT. NO: (SEE TABLE)
CANADA: 1-800-361-6975 (QUEBEC) 1-800-387-6487 (ALL OTHER PROVINCES)		DRAWN BY: T. FAUCHER 4/8/2003	CHECKER: M. TIJERINA 4/9/2003
FOR PRODUCT INFO: http://www.burndy.com		DSN APPVL: M. TIJERINA 4/9/2003	MFG APPVL: R. PHELPS 3/19/2003
		GA APPVL: J. BRODEUR 3/20/2003	MKT APPVL: R. ROBICHEAU 3/6/2003
		PROD FAM: CM&R COMPRESSION	DRAWING NO: REV
		PROJECT #: ---	SIZE: D
		DOCUMENT TYPE: Sales	10021428
		REL LEVEL: Released	SHEET 4 OF 16

REV: PEO200



WIRE RANGE				CATALOG NUMBER	CONNECTOR				WIRE STRIP LENGTH		DIMENSIONS				
BARREL A		BARREL B		CLEAR HEAT SHRINK BURNDY® TELECOM KIT STANDARD BARREL	COLOR CODE		DIE INDEX		BARREL A	BARREL B	TOLERANCES ± .07"		TOLERANCES ± .01		
AWG	MM ²	AWG	MM ²		BARREL A	BARREL B	BARREL A	BARREL B	BARREL A	BARREL B	L	BARREL "A" O.D.	BARREL "B" O.D.		
#2 AWG FLEX-STR	35 mm ² FLEX	#6 AWG FLEX-STR	16 mm ² STR-FLEX		YSR2CFX6CFXLTCKITC	BROWN	BLUE	10	7	0.82	0.61	0.85	0.64	1.96	.46
#2 AWG FLEX-STR	35 mm ² FLEX	#8 AWG FLEX-STR, #6 SOL	10 mm ² STR-FLEX	YSR2CFX8CFXLTCKITC	BROWN	RED	10	49	0.79	0.60	0.82	0.63	2.02	.46	.27
#2 AWG FLEX-STR	35 mm ² FLEX	#4 AWG FLEX-STR	---	YSR2CFX4CFXLTCKITC	BROWN	GRAY	10	8	0.86	0.63	0.89	0.66	1.86	.46	.38

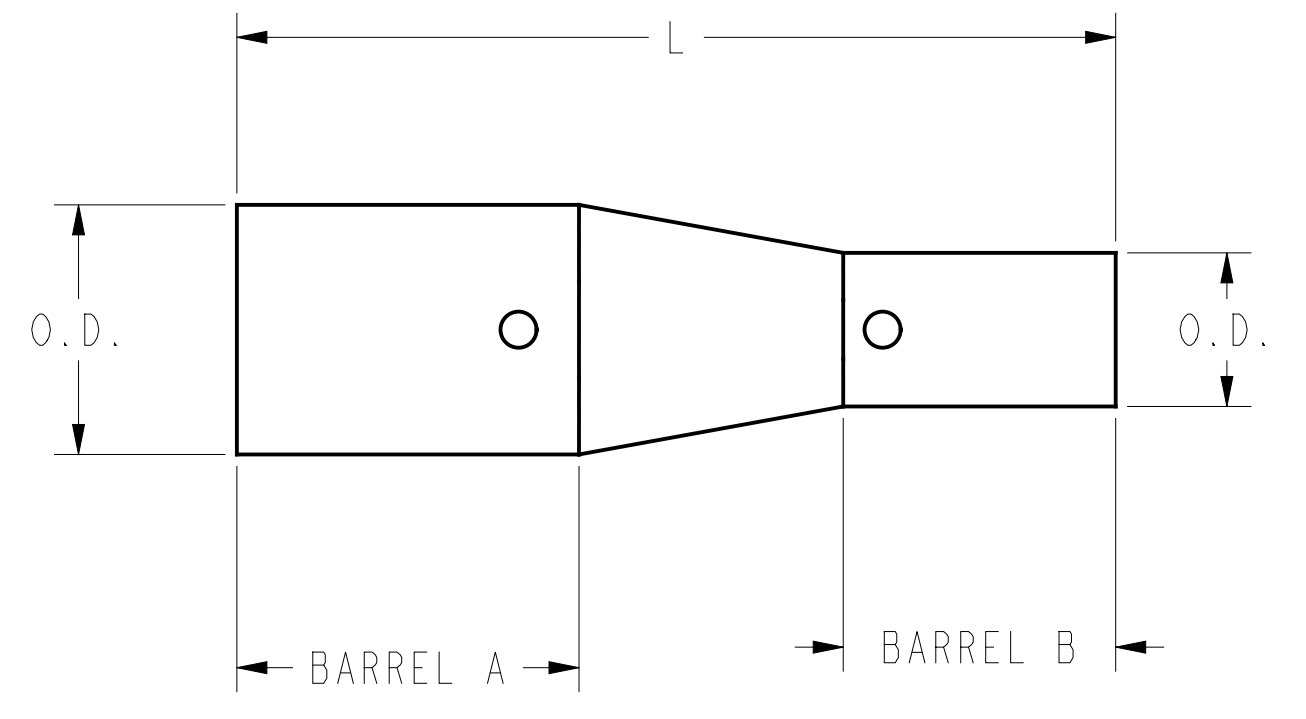
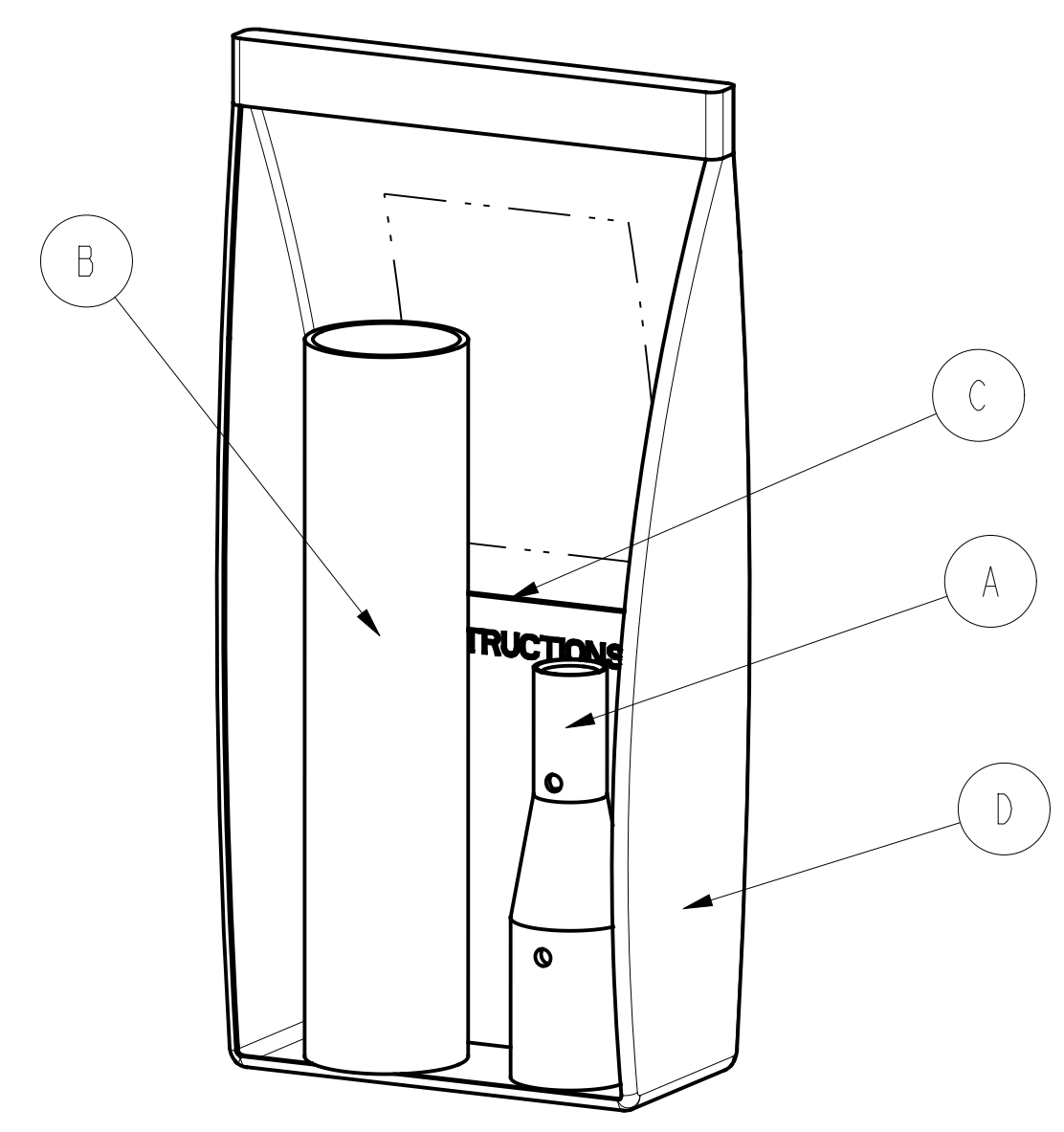
REV	DATE	DESCRIPTION	ECO	BY	CHK.
AE	2019-03-14 01:00:00 EDT	UPDATED AS PER THE MARKUP	51065	RB	VS

INSTALLATION TOOLING (STANDARD BARREL)

CATALOG NUMBER	INSTALLATION TOOLING (# CRIMPS)		INSTALLATION TOOLING (# CRIMPS)		INSTALLATION TOOLING (# CRIMPS)		INSTALLATION TOOLING (# CRIMPS)				
CLEAR HEAT SHRINK BURNDY® TELECOM KIT STANDARD BARREL	HYDRAULIC		HYDRAULIC		MECHANICAL		DIELESS				
	Y35, Y39, Y750, PAT750, Y46, PAT46		PAT600, Y500CTHS		OUR840, MD7-34R						
	BARREL A	BARREL B	BARREL A	BARREL B	BARREL A	BARREL B	BARREL A	BARREL B			
YSR2CFX6CFXLTCKITC	U2CRT (1)	U5CRT (1)	W2CVT(1) / W2CRT(1) / X2CRT(1)	W5CVT(1) / W5CRT(1) / X5CRT(1)	W2CVT(1) / W2CRT(1) / X2CRT(1)	W5CVT(1) / W5CRT(1) / X5CRT(1)	YIMRTC(2)/MY29-11(1)/Y644MBH(1) / YI22CMR(2)		YIMRTC(2)/ MY29-11(1)/ Y644MBH(1) / YI22CMR(2)		
YSR2CFX8CFXLTCKITC	U2CRT (1)	U8CRT (1)	W2CVT(1) / W2CRT(1) / X2CRT(1)	W8CVT(1) / W8CRT(1) / X8CRT(1)	W2CVT(1) / W2CRT(1) / X2CRT(1)	W8CVT(1) / W8CRT(1) / X8CRT(1)	YIMRTC(2)/MY29-11(1)/Y644MBH(1) / YI22CMR(2)		Y8MRB-1 (1) / YIMRTC(2)/MY29-3 (1)/MY29-11 (1) / YI22CMR(2)		
YSR2CFX4CFXLTCKITC	U2CRT (1)	U4CRT (1)	W2CVT(1) / W2CRT(1) / X2CRT(1)	W4CVT(1) / W4CRT(1) / X4CRT(1)	W2CVT(1) / W2CRT(1) / X2CRT(1)	W4CVT(1) / W4CRT(1) / X4CRT(1)	YIMRTC(2)/MY29-11(1)/Y644MBH(1) / YI22CMR(2)		YIMRTC(2)/MY29-11(1)/Y644MBH(1) / YI22CMR(2)		

NOTE: THAT THERE ARE A VARIETY OF BURNDY® INSTALLATION TOOLS AVAILABLE, AND NOT ALL ARE LISTED. IF YOU HAVE QUESTIONS REGARDING TOOLING, PLEASE CONTACT OUR "CUSTOMER SERVICE DEPARTMENT" AT 1-800-346-4175.

KIT		
ITEM	DESCRIPTION	QTY.
A	ELECTRO-TIN PLATED COPPER COMPRESSION CONNECTOR (SEE NOTE 1)	1
B	HEAT SHRINK TUBING (SEE NOTE 2)	1
C	MULTILINGUAL INSTALLATION INSTRUCTION SHEET (SEE NOTE 3)	1
D	PLASTIC BAG WITH LABELING AND PRODUCT IDENTIFIER	1



- NOTES:
- ELECTRO-TIN PLATED COPPER COMPRESSION REDUCER/SPLICE; WITH A THROUGH HOLE FOR CABLE INSPECTION ON EACH SIDE; COLOR CODE, WIRE STRIP LENGTH AND CRIMP PLACEMENT INDICATIONS ARE INCLUDED. STANDARD BARRELS LISTED UL 486A.
 - HEAT SHRINK TUBING:
CLEAR - POLYVINYL CHLORIDE - LISTED UL 224, VW-1 RATING. (VERTICAL WIRE FLAME TEST)
- PASSES TELCORDIA GR-347-CORE "ABRASION TEST".
 - EACH KIT IS PACKED IN A SEALED PLASTIC BAG INCLUDING THE INSTALLATION INSTRUCTIONS IN ENGLISH, FRENCH AND SPANISH.
 - SEE TABLE FOR SPECIFIC KIT CATALOG NUMBER.
 - FOR SPECIFIC APPLICATION TOOLS AND DIES, SEE ABOVE TOOLING TABLE.
- USE PUADP-1 ADAPTOR FOR "U" DIES IN Y46 AND PAT46 SERIES TOOLS.

TO ORDER BURNDY® PRODUCTS CALL UNITED STATES 1-800-346-4175 (LONDONDERRY, NH) CANADA: 1-800-361-6975 (QUEBEC) 1-800-387-6487 (ALL OTHER PROVINCES) FOR PRODUCT INFO: http://www.burndy.com	COMPRESSION COPPER REDUCER / SPLICE KIT		
	ITEM NO:	---	
	CAT. NO:	(SEE TABLE)	
	DRAWN BY:	T. FAUCHER	4/8/2003
	CHECKER:	M. TIJERINA	4/9/2003
	DSN APPVL:	M. TIJERINA	4/9/2003
	MFG APPVL:	R. PHELPS	3/19/2003
	QA APPVL:	J. BRODEUR	3/20/2003
MKT APPVL:	R. ROBICHEAU	3/6/2003	
PROD FAM:	CM&R COMPRESSION	DRAWING NO	SCALE: 3:4
PROJECT #:	---	SIZE	10021428
DOCUMENT TYPE:	Sales		SHEET 5 OF 16
REL LEVEL:	Released		AE

REV: PEO200

WIRE RANGE				CATALOG NUMBER	CONNECTOR				WIRE STRIP LENGTH		DIMENSIONS					
BARREL A		BARREL B		CLEAR HEAT SHRINK BURNDY® TELECOM KIT LONG BARREL	COLOR CODE		DIE INDEX		BARREL A	BARREL B	TOLERANCES ± .07		TOLERANCES ± .01			
AWG	MM ²	AWG	MM ²		BARREL A	BARREL B	BARREL A	BARREL B			BARREL A	BARREL B	L	BARREL "A" O.D.	BARREL "B" O.D.	
#1 AWG FLEX - STR	--	#8 AWG FLEX - STR	10	YSR1CFX8CFXLTK1TC	GREEN	RED	11	49	.87	.60	.84	.63	2.04	0.51	0.27	
#1 AWG FLEX - STR	--	#6 AWG FLEX - STR	16	YSR1CFX6CFXLTK1TC	GREEN	BLUE	11	7	.87	.61	.84	.64	1.95	0.51	0.31	
#1 AWG FLEX - STR	--	#4 AWG FLEX - STR	--	YSR1CFX4CFXLTK1TC	GREEN	GRAY	11	8	.87	.62	.84	.65	1.81	0.51	0.38	
#1 AWG FLEX - STR	--	#2 AWG FLEX - STR	35	YSR1CFX2CFXLTK1TC	GREEN	BROWN	11	10	.87	.79	.84	.79	1.75	0.51	0.46	

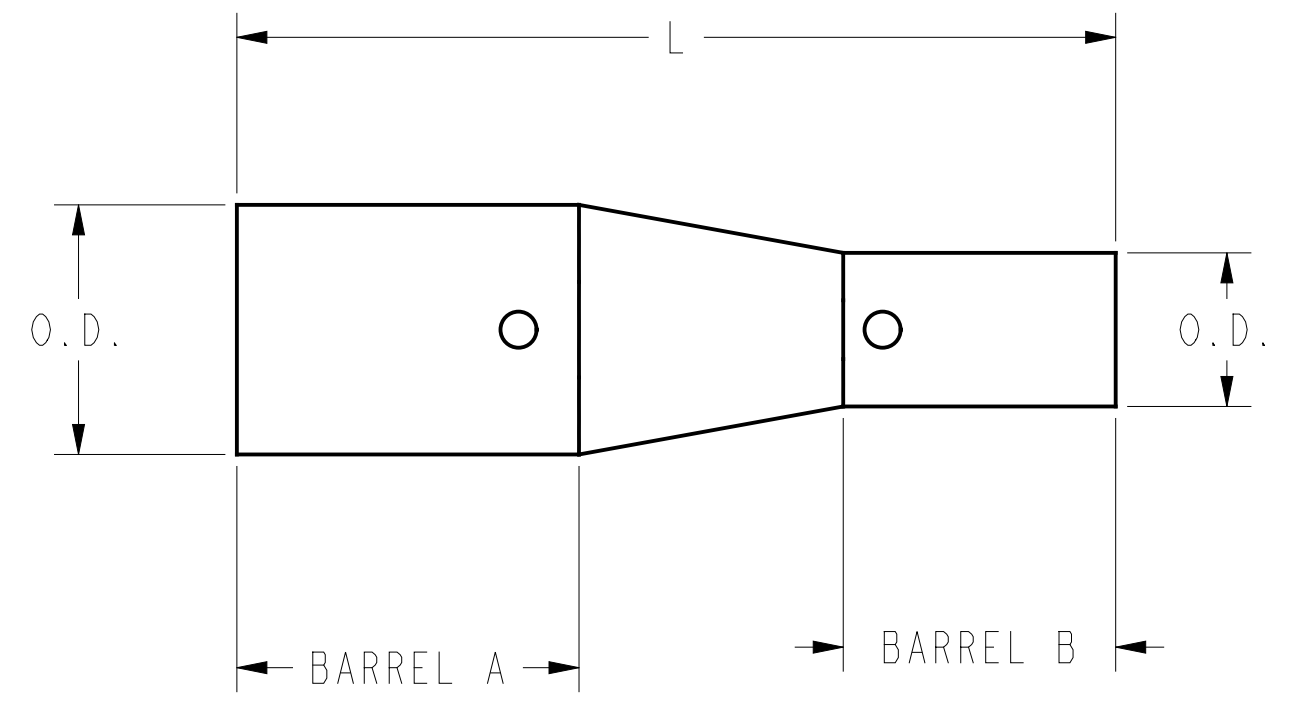
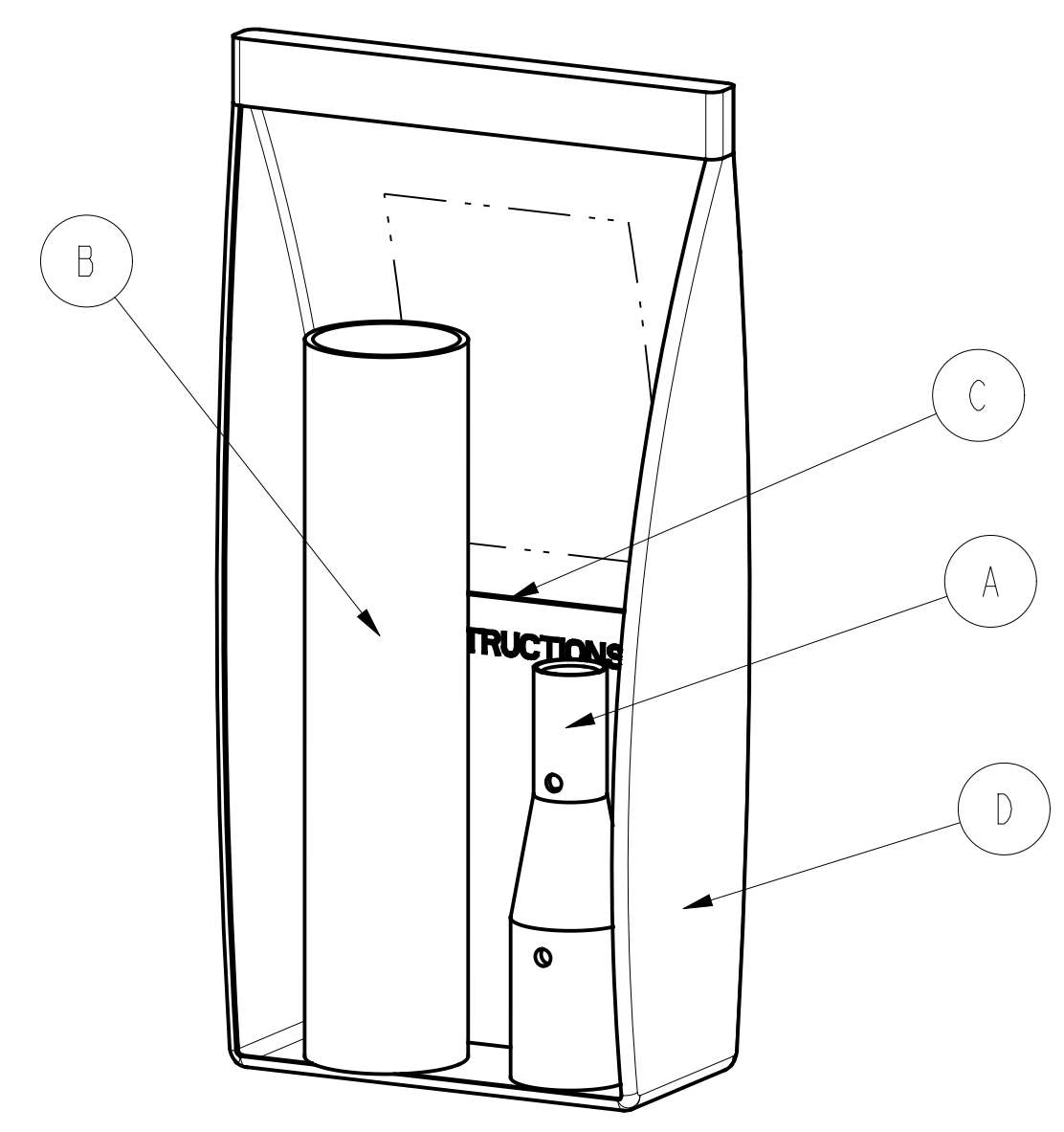
REV	DATE	DESCRIPTION	ECO	BY	CHK.
AE	2019-03-14 01:00:00 EDT	UPDATED AS PER THE MARKUP	51065	RB	VS

INSTALLATION TOOLING (STANDARD BARREL)

CATALOG NUMBER	INSTALLATION TOOLING (# CRIMPS)		INSTALLATION TOOLING (# CRIMPS)		INSTALLATION TOOLING (# CRIMPS)		INSTALLATION TOOLING (# CRIMPS)			
CLEAR HEAT SHRINK BURNDY® TELECOM KIT STANDARD BARREL	HYDRAULIC		HYDRAULIC		MECHANICAL		DIELESS			
	Y35, Y39, Y750, PAT750, Y46, PAT46		PAT600, Y500CTHS		OUR840, MD7-34R					
	BARREL A	BARREL B	BARREL A	BARREL B	BARREL A	BARREL B	BARREL A	BARREL B		
YSR1CFX8CFXLTK1TC	UICRT (1)	U8CRT(1)	WICVT(1)/ WICRT(1) / XICRT(1)	W8CVT(1)/ W8CRT(1) / X8CRT(1)	WICVT(1)/ WICRT(1) / XICRT(1)	W8CVT(1)/ W8CRT(1) / X8CRT(1)	MY29 -11 (1) / Y644MBH(1)		Y8MRB-1(1) / YIMRTC (1) / MY29-11(1) / Y122CMR(1)	
YSR1CFX6CFXLTK1TC	UICRT (1)	U5CRT(1)	WICVT(1)/ WICRT(1) / XICRT(1)	W5CVT(1)/ W5CRT(1) / X5CRT(1)	WICVT(1)/ WICRT(1) / XICRT(1)	W5CVT(1)/ W5CRT(1) / X5CRT(1)	MY29 -11 (1) / Y644MBH(1)		YIMRTC(1) / MY29-11(1) / Y644MBH(1) / Y122CMR(1)	
YSR1CFX4CFXLTK1TC	UICRT (1)	U4CRT(1)	WICVT(1)/ WICRT(1) / XICRT(1)	W4CVT(1)/ W4CRT(1) / X4CRT(1)	WICVT(1)/ WICRT(1) / XICRT(1)	W4CVT(1)/ W4CRT(1) / X4CRT(1)	MY29 -11 (1) / Y644MBH(1)		YIMRTC(1) / MY29-11(1) / Y644MBH(1) / Y122CMR(1)	
YSR1CFX2CFXLTK1TC	UICRT (1)	U2CRT(1)	WICVT(1)/ WICRT(1) / XICRT(1)	W2CVT(1)/ W2CRT(1) / X2CRT(1)	WICVT(1)/ WICRT(1) / XICRT(1)	W2CVT(1)/ W2CRT(1) / X2CRT(1)	MY29 -11 (1) / Y644MBH(1)		YIMRTC(1) / MY29-11(1) / Y644MBH(1) / Y122CMR(1)	

NOTE: THAT THERE ARE A VARIETY OF BURNDY® INSTALLATION TOOLS AVAILABLE, AND NOT ALL ARE LISTED. IF YOU HAVE QUESTIONS REGARDING TOOLING, PLEASE CONTACT OUR "CUSTOMER SERVICE DEPARTMENT" AT 1-800-346-4175.

KIT		
ITEM	DESCRIPTION	QTY.
A	ELECTRO-TIN PLATED COPPER COMPRESSION CONNECTOR (SEE NOTE 1)	1
B	HEAT SHRINK TUBING (SEE NOTE 2)	1
C	MULTILINGUAL INSTALLATION INSTRUCTION SHEET (SEE NOTE 3)	1
D	PLASTIC BAG WITH LABELING AND PRODUCT IDENTIFIER	1



- NOTES:
- ELECTRO-TIN PLATED COPPER COMPRESSION REDUCER/SPLICE; WITH A THROUGH HOLE FOR CABLE INSPECTION ON EACH SIDE; COLOR CODE, WIRE STRIP LENGTH AND CRIMP PLACEMENT INDICATIONS ARE INCLUDED. STANDARD BARRELS LISTED UL 486A.
 - HEAT SHRINK TUBING:
CLEAR - POLYVINYL CHLORIDE - LISTED UL 224, VW-1 RATING. (VERTICAL WIRE FLAME TEST)
- PASSES TELCORDIA GR-347-CORE "ABRASION TEST".
 - EACH KIT IS PACKED IN A SEALED PLASTIC BAG INCLUDING THE INSTALLATION INSTRUCTIONS IN ENGLISH, FRENCH AND SPANISH.
 - SEE TABLE FOR SPECIFIC KIT CATALOG NUMBER.
 - FOR SPECIFIC APPLICATION TOOLS AND DIES, SEE ABOVE TOOLING TABLE.
- 6 THESE ITEMS WILL BE PROVIDED WITH 2 HEAT SHRINK TUBINGS TO BE INSTALLED. ONE WILL OVERLAP THE OTHER. INSTALL THE SMALLER FIRST AND LARGE SECOND.
- 7 USE PUADP-1 ADAPTOR FOR "U" DIES IN Y46 AND PAT46 SERIES TOOLS.

TO ORDER BURNDY® PRODUCTS CALL UNITED STATES 1-800-346-4175 (LONDONDERRY, NH) CANADA: 1-800-361-6975 (QUEBEC) 1-800-387-6487 (ALL OTHER PROVINCES) FOR PRODUCT INFO: http://www.burndy.com	COMPRESSION COPPER REDUCER / SPLICE KIT ITEM NO: -- CAT. NO: (SEE TABLE)	
	DRAWN BY: T. FAUCHER 4/8/2003 CHECKER: M. TIJERINA 4/9/2003 DSN APPVL: M. TIJERINA 4/9/2003 MFG APPVL: R. PHELPS 3/19/2003 QA APPVL: J. BRODEUR 3/20/2003 MKT APPVL: R. ROBICHEAU 3/6/2003	SCALE: 3:4 PROD FAM: CM&R COMPRESSION DRAWING NO: 10021428 PROJECT #: -- DOCUMENT TYPE: Sales REL LEVEL: Released

REV: PE0200

WIRE RANGE				CATALOG NUMBER	CONNECTOR				WIRE STRIP LENGTH		DIMENSIONS					
BARREL A		BARREL B		CLEAR HEAT SHRINK BURNDY® TELECOM KIT STANDARD BARREL	COLOR CODE		DIE INDEX		BARREL A	BARREL B	TOLERANCES ± .07°		TOLERANCES ± .01			
AWG	MM²	AWG	MM²		BARREL A	BARREL B	BARREL A	BARREL B			BARREL A	BARREL B	L	BARREL "A" O.D.	BARREL "B" O.D.	
1/0 AWG FLEX-STR	50 mm² FLEX	#6 AWG FLEX-STR	16 mm² STR-FLEX		YSR25FX6CFXLTK1TC	PINK	BLUE	12	7	1.01	0.61	1.04	0.64	2.42	.56	.31
1/0 AWG FLEX-STR	50 mm² FLEX	#2 AWG FLEX-STR	35 mm² STR-FLEX	YSR25FX2CFXLTK1TC	PINK	BROWN	12	10	1.01	0.76	1.04	0.79	2.19	.56	.46	
1/0 AWG FLEX-STR	50 mm² FLEX	#4 AWG FLEX-STR	---	YSR25FX4CFXLTK1TC	PINK	GRAY	12	8	1.01	0.62	1.04	0.65	2.27	.56	.38	
1/0 AWG FLEX-STR	50 mm² FLEX	#8 AWG FLEX-STR, #6 SOL	10 mm² STR-FLEX	YSR25FX8CFXLTK1TC	PINK	RED	12	49	1.01	0.60	1.04	0.63	2.51	.56	.27	

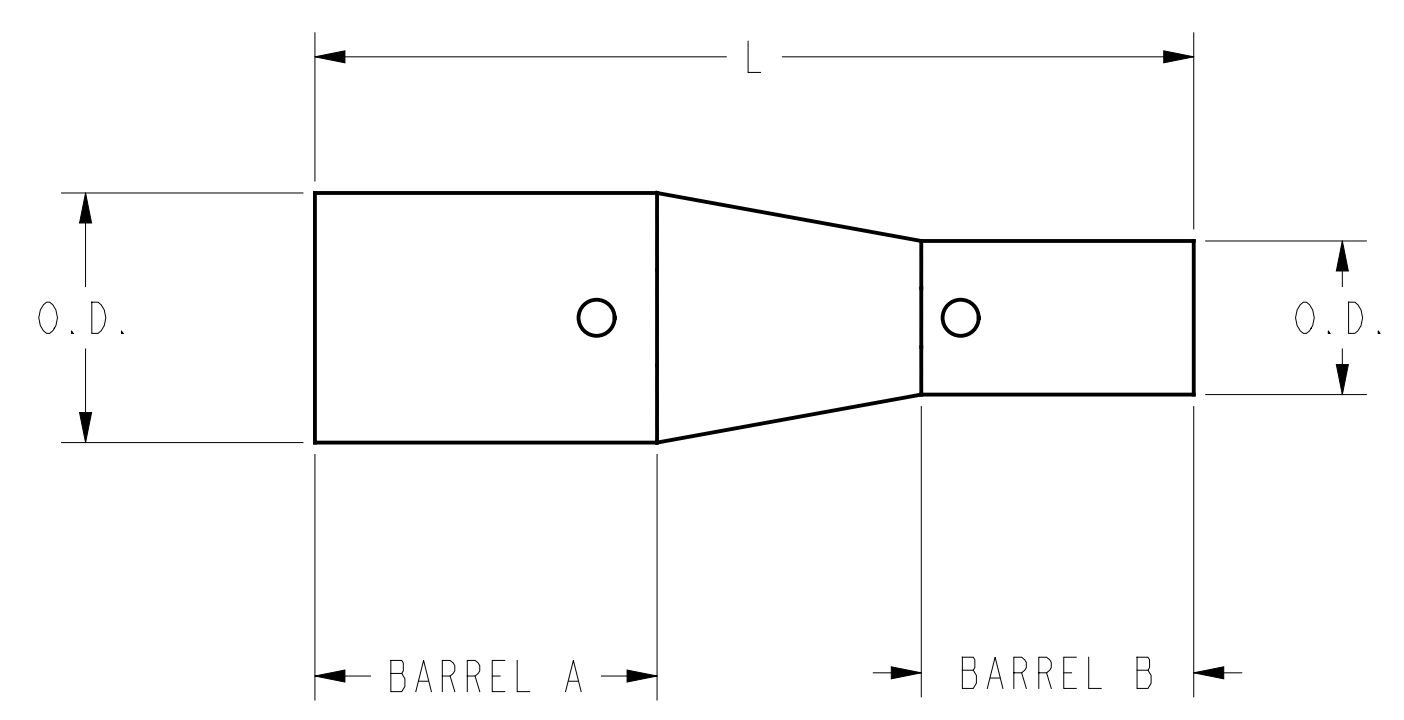
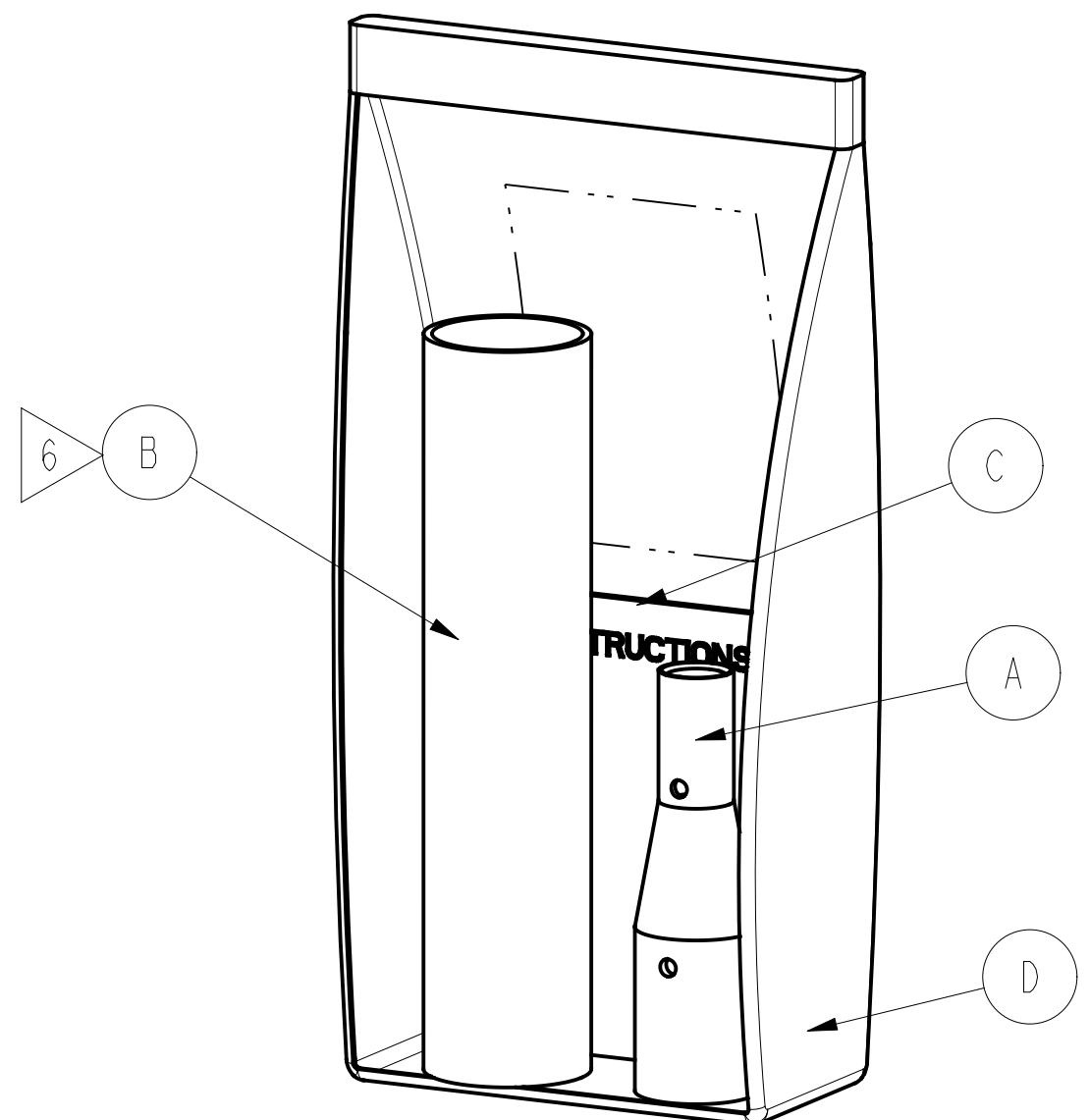
REV	DATE	DESCRIPTION	ECO	BY	CHK.
AE	2019-03-14 01:00:00 EDT	UPDATED AS PER THE MARKUP	51065	RB	VS

INSTALLATION TOOLING (STANDARD BARREL)

CATALOG NUMBER	INSTALLATION TOOLING (# CRIMPS)		INSTALLATION TOOLING (# CRIMPS)		INSTALLATION TOOLING (# CRIMPS)		INSTALLATION TOOLING (# CRIMPS)			
CLEAR HEAT SHRINK BURNDY® TELECOM KIT STANDARD BARREL	HYDRAULIC		HYDRAULIC		MECHANICAL		DIELESS			
	Y35, Y39, Y750, PAT750, Y46, PAT46		PAT600, Y500CTHS		OUR840, MD7-34R					
	BARREL A	BARREL B	BARREL A	BARREL B	BARREL A	BARREL B	BARREL A	BARREL B		
YSR25FX6CFXLTK1TC	U25RT (1)	U5CRT (1)	W25VT(2) / W25RT(2) / X25RT(2)	W5CVT(1) / W5CRT(1) / X5CRT(1)	W25VT(2) / W25RT(2) / X25RT(2)	W5CVT(1) / W5CRT(1) / X5CRT(1)	MY29-11(1) / Y644MBH(1)	Y1MRTC(1) / MY29-11(1) / Y644MBH(1) / Y122CMR(1)		
YSR25FX2CFXLTK1TC	U25RT (1)	U2CRT (1)	W25VT(2) / W25RT(2) / X25RT(2)	W2CVT(1) / W2CRT(1) / X2CRT(1)	W25VT(2) / W25RT(2) / X25RT(2)	W2CVT(1) / W2CRT(1) / X2CRT(1)	MY29-11(1) / Y644MBH(1)	MY29-11(1) / Y644MBH(1) / Y122CMR(2)		
YSR25FX4CFXLTK1TC	U25RT (1)	U4CRT (1)	W25VT(2) / W25RT(2) / X25RT(2)	W4CVT(1) / W4CRT(1) / X4CRT(1)	W25VT(2) / W25RT(2) / X25RT(2)	W4CVT(1) / W4CRT(1) / X4CRT(1)	MY29-11(1) / Y644MBH(1)	Y1MRTC(2) / MY29-11(1) / Y644MBH(1) / Y122CMR(2)		
YSR25FX8CFXLTK1TC	U25RT (1)	U8CRT (1)	W25VT(2) / W25RT(2) / X25RT(2)	W8CVT(1) / W8CRT(1) / X8CRT(1)	W25VT(2) / W25RT(2) / X25RT(2)	W8CVT(1) / W8CRT(1) / X8CRT(1)	MY29-11(1) / Y644MBH(1)	Y8MRB-1 (1) / Y1MRTC (1) / MY29-3 (1) / MY29-11 (1) / Y122CMR(1)		

NOTE: THAT THERE ARE A VARIETY OF BURNDY® INSTALLATION TOOLS AVAILABLE, AND NOT ALL ARE LISTED. IF YOU HAVE QUESTIONS REGARDING TOOLING, PLEASE CONTACT OUR "CUSTOMER SERVICE DEPARTMENT" AT 1-800-346-4175.

KIT		
ITEM	DESCRIPTION	QTY.
A	ELECTRO-TIN PLATED COPPER COMPRESSION CONNECTOR (SEE NOTE 1)	1
B	HEAT SHRINK TUBING (SEE NOTE 2)	1
C	MULTILINGUAL INSTALLATION INSTRUCTION SHEET (SEE NOTE 3)	1
D	PLASTIC BAG WITH LABELING AND PRODUCT IDENTIFIER	1



- NOTES:
- ELECTRO-TIN PLATED COPPER COMPRESSION REDUCER/SPLICE; WITH A THROUGH HOLE FOR CABLE INSPECTION ON EACH SIDE; COLOR CODE, WIRE STRIP LENGTH AND CRIMP PLACEMENT INDICATIONS ARE INCLUDED. STANDARD BARRELS LISTED UL 486A.
 - HEAT SHRINK TUBING:
 CLEAR - POLYVINYL CHLORIDE - LISTED UL 224, VW-1 RATING. (VERTICAL WIRE FLAME TEST)
 - PASSES TELCORDIA GR-347-CORE "ABRASION TEST".
 - EACH KIT IS PACKED IN A SEALED PLASTIC BAG INCLUDING THE INSTALLATION INSTRUCTIONS IN ENGLISH, FRENCH AND SPANISH.
 - SEE TABLE FOR SPECIFIC KIT CATALOG NUMBER.
 - FOR SPECIFIC APPLICATION TOOLS AND DIES, SEE ABOVE TOOLING TABLE.
- 6 THESE ITEMS WILL BE PROVIDED WITH 2 HEAT SHRINK TUBINGS TO BE INSTALLED, ONE WILL OVERLAP THE OTHER. INSTALL THE SMALLER FIRST AND LARGER SECOND.
- 7 USE PUADP-1 ADAPTOR FOR "U" DIES IN Y46 AND PAT46 SERIES TOOLS.

TO ORDER BURNDY® PRODUCTS CALL		COMPRESSION COPPER REDUCER / SPLICE KIT	
UNITED STATES 1-800-346-4175 (LONDONDERRY, NH)		ITEM NO: --	CAT. NO: (SEE TABLE)
CANADA: 1-800-361-6975 (QUEBEC) 1-800-387-6487 (ALL OTHER PROVINCES)		DRAWN BY: T. FAUCHER 4/8/2003	CHECKER: M. TIJERINA 4/9/2003
FOR PRODUCT INFO: http://www.burndy.com		DSN APPVL: M. TIJERINA 4/9/2003	MFG APPVL: R. PHELPS 3/19/2003
		GA APPVL: J. BRODEUR 3/20/2003	MKT APPVL: R. ROBICHEAU 3/6/2003
		PROD FAM: CM&R COMPRESSION	DRAWING NO: 10021428
		PROJECT #: --	SCALE: 1:1
		DOCUMENT TYPE: Sales	SHEET 7 OF 16
		REL LEVEL: Released	AE

REV: PEO200

WIRE RANGE				CATALOG NUMBER	CONNECTOR				WIRE STRIP LENGTH		DIMENSIONS					
BARREL A		BARREL B		CLEAR HEAT SHRINK BURNDY® TELECOM KIT STANDARD BARREL	COLOR CODE		DIE INDEX		BARREL A	BARREL B	TOLERANCES ± .07°		TOLERANCES ± .01			
AWG	MM ²	AWG	MM ²		BARREL A	BARREL B	BARREL A	BARREL B			BARREL A ±.07	BARREL B MIN	L ±.07	BARREL "A" O.D.	BARREL "B" O.D.	BARREL "A" O.D.
2/0 AWG FLEX-STR	70 mm ² FLEX	#6 AWG FLEX-STR	16 mm ² STR-FLEX	YSR26FX6CFXLTKITC	BLACK	BLUE	13	7	1.10	0.70	1.16	0.64	2.71	.63	.31	
2/0 AWG FLEX-STR	70 mm ² FLEX	#2 AWG FLEX-STR	35 mm ² STR-FLEX	YSR26FX2CFXLTKITC	BLACK	BROWN	13	10	1.10	0.78	1.16	0.79	2.48	.63	.46	
2/0 AWG FLEX-STR	70 mm ² FLEX	1/0 AWG FLEX-STR	50 mm ² FLEX	YSR26FX25FXLTCKITC	BLACK	PINK	13	12	1.10	1.00	1.16	1.01	2.45	.63	.56	
2/0 AWG FLEX-STR	70 mm ² FLEX	#4 AWG FLEX-STR	---	YSR26FX4CFXLTKITC	BLACK	GRAY	13	8	1.10	0.71	1.16	0.65	2.56	.63	.38	

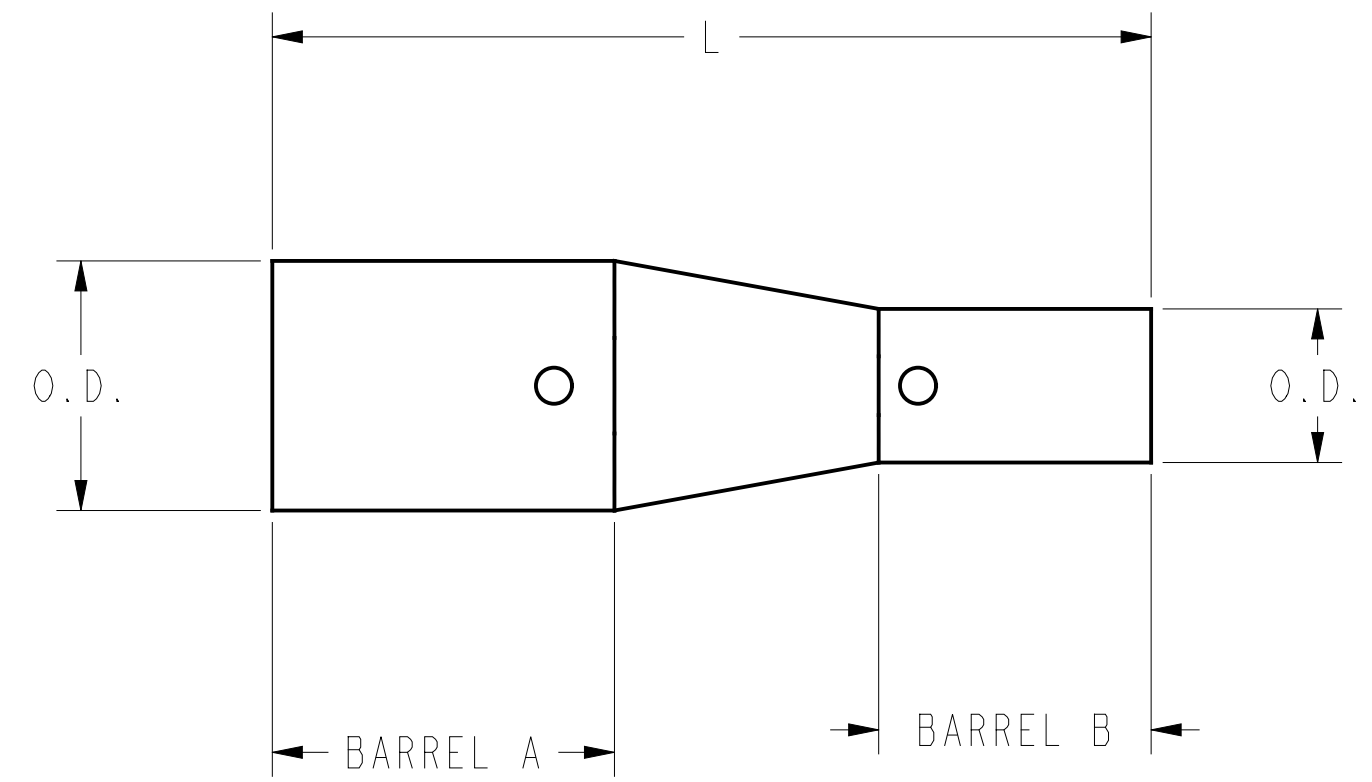
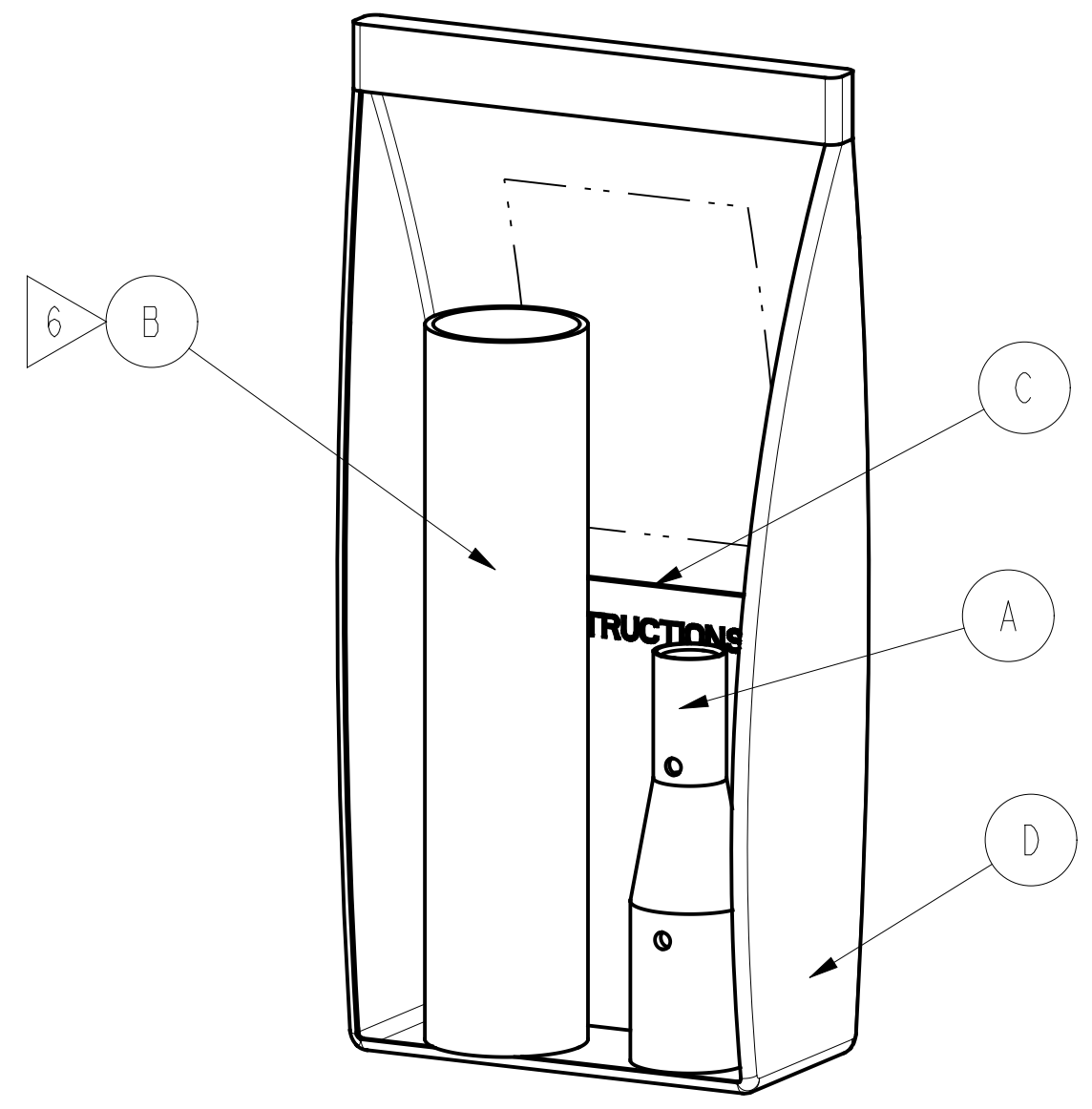
REV	DATE	DESCRIPTION	ECO	BY	CHK.
AE	2019-03-14 01:00:00 EDT	UPDATED AS PER THE MARKUP	51065	RB	VS

INSTALLATION TOOLING (STANDARD BARREL)

CATALOG NUMBER	INSTALLATION TOOLING (# CRIMPS)		INSTALLATION TOOLING (# CRIMPS)		INSTALLATION TOOLING (# CRIMPS)		INSTALLATION TOOLING (# CRIMPS)	
CLEAR HEAT SHRINK BURNDY® TELECOM KIT STANDARD BARREL	HYDRAULIC		HYDRAULIC		MECHANICAL		DIELESS	
	Y35, Y39, Y750, PAT750, Y46, PAT46	PAT600, Y500CHS	OUR840, MD7-34R					
	BARREL A	BARREL B	BARREL A	BARREL B	BARREL A	BARREL B	BARREL A	BARREL B
YSR26FX6CFXLTKITC	U26RT (1)	U5CRT (1)	W26VT(2) / W26RT(2) / X26RT(2)	W5CVT(1) / W5CRT(1) / X5CRT(1)	W26VT(2) / W26RT(2) / X26RT(2)	W5CVT(1) / W5CRT(1) / X5CRT(1)	MY29-11(1) / Y644MBH(1)	Y1MRTC(1) / MY29-11(1) / Y644MBH(1) / Y122CMR(2)
YSR26FX2CFXLTKITC	U26RT (1)	U2CRT (1)	W26VT(2) / W26RT(2) / X26RT(2)	W2CVT(1) / W2CRT(1) / X2CRT(1)	W26VT(2) / W26RT(2) / X26RT(2)	W2CVT(1) / W2CRT(1) / X2CRT(1)	MY29-11(1) / Y644MBH(1)	MY29-11(1) / Y644MBH(1) / Y122CMR(2)
YSR26FX25FXLTCKITC	U26RT (1)	U25RT (1)	W26VT(2) / W26RT(2) / X26RT(2)	W25VT(2) / W25RT(2) / X25RT(2)	W26VT(2) / W26RT(2) / X26RT(2)	W25VT(2) / W25RT(2) / X25RT(2)	MY29-11(1) / Y644MBH(1)	MY29-11(1) / Y644MBH(1)
YSR26FX4CFXLTKITC	U26RT (1)	U4CRT (1)	W26VT(2) / W26RT(2) / X26RT(2)	W4CVT(1) / W4CRT(1) / X4CRT(1)	W26VT(2) / W26RT(2) / X26RT(2)	W4CVT(1) / W4CRT(1) / X4CRT(1)	MY29-11(1) / Y644MBH(1)	Y1MRTC(2) / MY29-11(1) / Y644MBH(1) / Y122CMR(2)

NOTE: THAT THERE ARE A VARIETY OF BURNDY® INSTALLATION TOOLS AVAILABLE, AND NOT ALL ARE LISTED. IF YOU HAVE QUESTIONS REGARDING TOOLING, PLEASE CONTACT OUR "CUSTOMER SERVICE DEPARTMENT" AT 1-800-346-4175.

KIT		
ITEM	DESCRIPTION	QTY.
A	ELECTRO-TIN PLATED COPPER COMPRESSION CONNECTOR (SEE NOTE 1)	1
B	HEAT SHRINK TUBING (SEE NOTE 2)	1
C	MULTILINGUAL INSTALLATION INSTRUCTION SHEET (SEE NOTE 3)	1
D	PLASTIC BAG WITH LABELING AND PRODUCT IDENTIFIER	1



NOTES:

- ELECTRO-TIN PLATED COPPER COMPRESSION REDUCER/SPLICE; WITH A THROUGH HOLE FOR CABLE INSPECTION ON EACH SIDE; COLOR CODE, WIRE STRIP LENGTH AND CRIMP PLACEMENT INDICATIONS ARE INCLUDED. STANDARD BARRELS LISTED UL 486A.
- HEAT SHRINK TUBING:
CLEAR - POLYVINYL CHLORIDE - LISTED UL 224, VW-1 RATING. (VERTICAL WIRE FLAME TEST)
- PASSES TELCORDIA GR-347-CORE "ABRASION TEST".
- EACH KIT IS PACKED IN A SEALED PLASTIC BAG INCLUDING THE INSTALLATION INSTRUCTIONS IN ENGLISH, FRENCH AND SPANISH.
- SEE TABLE FOR SPECIFIC KIT CATALOG NUMBER.
- FOR SPECIFIC APPLICATION TOOLS AND DIES, SEE ABOVE TOOLING TABLE.

- 6 THESE ITEMS WILL BE PROVIDED WITH 2 HEAT SHRINK TUBINGS TO BE INSTALLED, ONE WILL OVERLAP THE OTHER. INSTALL THE SMALLER FIRST AND LARGER SECOND.
- 7 USE PUADP-1 ADAPTOR FOR "U" DIES IN Y46 AND PAT46 SERIES TOOLS.

TO ORDER BURNDY® PRODUCTS CALL		COMPRESSION COPPER REDUCER / SPLICE KIT	
UNITED STATES 1-800-346-4175 (LONDONDERRY, NH)		ITEM NO: --	CAT. NO: (SEE TABLE)
CANADA: 1-800-361-6975 (QUEBEC) 1-800-387-6487 (ALL OTHER PROVINCES)		DRAWN BY: T. FAUCHER 4/8/2003	CHECKER: M. TIJERINA 4/9/2003
FOR PRODUCT INFO: http://www.burndy.com		DSN APPVL: M. TIJERINA 4/9/2003	MFG APPVL: R. PHELPS 3/19/2003
		GA APPVL: J. BRODEUR 3/20/2003	MKT APPVL: R. ROBICHEAU 3/6/2003
		PROD FAM: CM&R COMPRESSION	DRAWING NO: 10021428
		PROJECT #: --	SCALE: 1:1
		DOCUMENT TYPE: Sales	REV: AE
		REL LEVEL: Released	SHEET 8 OF 16

REV: PEO200

WIRE RANGE				CATALOG NUMBER	CONNECTOR				WIRE STRIP LENGTH		DIMENSIONS						
BARREL A		BARREL B		CLEAR HEAT SHRINK BURNDY® TELECOM KIT STANDARD BARREL	COLOR CODE		DIE INDEX		BARREL A	BARREL B	TOLERANCES ± .07"		TOLERANCES ± .01		L	BARREL "A" O.D.	BARREL "B" O.D.
AWG	MM ²	AWG	MM ²		BARREL A	BARREL B	BARREL A	BARREL B			BARREL A	BARREL B	BARREL A	BARREL B			
4/0 AWG STR	~ ~ ~	1/0 AWG FLEX-STR	50 mm ² FLEX	YSR2825FXLTCKITC	PURPLE	PINK	15	12	1.24	1.00	1.30	1.04	2.66	.69	.56		
4/0 AWG STR	~ ~ ~	#2 AWG FLEX-STR	35 mm ² STR-FLEX	YSR282CFXLTCKITC	PURPLE	BROWN	15	10	1.24	0.78	1.30	0.82	2.70	.69	.46		
4/0 AWG STR	~ ~ ~	#6 AWG FLEX-STR	16 mm ² STR-FLEX	YSR286CFXLTCKITC	6	PURPLE	BLUE	15	7	1.24	0.70	1.30	0.73	2.99	.69	.31	
4/0 AWG FLEX	120 mm ² STR-FLEX	2/0 AWG FLEX-STR	70 mm ² STR-FLEX	YSR28FX26FXLTCKITC	6	PURPLE	BLACK	15	13	1.36	1.19	1.43	1.13	2.94	.77	.63	
4/0 AWG STR	~ ~ ~	#4 AWG FLEX-STR	~ ~ ~	YSR284CFXLTCKITC	6	PURPLE	GRAY	15	8	1.24	0.71	1.30	0.74	2.69	.69	.38	
4/0 AWG FLEX	120 mm ² STR-FLEX	#4 AWG FLEX-STR	~ ~ ~	YSR28FX4CFXLTCKITC	6	PURPLE	GRAY	15	8	1.36	0.71	1.43	0.74	3.10	.77	.38	
4/0 AWG FLEX	120 mm ² STR-FLEX	#2 AWG FLEX-STR	35 mm ² STR-FLEX	YSR28FX2CFXLTCKITC	6	PURPLE	BROWN	15	10	1.36	0.78	1.43	0.79	3.11	.77	.46	
4/0 AWG FLEX	120 mm ² STR-FLEX	1/0 AWG FLEX-STR	50 mm ² FLEX	YSR28FX25FXLTCKITC	6	PURPLE	PINK	15	12	1.36	1.00	1.43	1.02	3.07	.77	.56	
4/0 AWG FLEX	120 mm ² STR-FLEX	4/0 AWG STR	~ ~ ~	YSR28FX28LTCKITC	6	PURPLE	PURPLE	15	15	1.36	1.24	1.43	1.27	3.00	.77	.69	

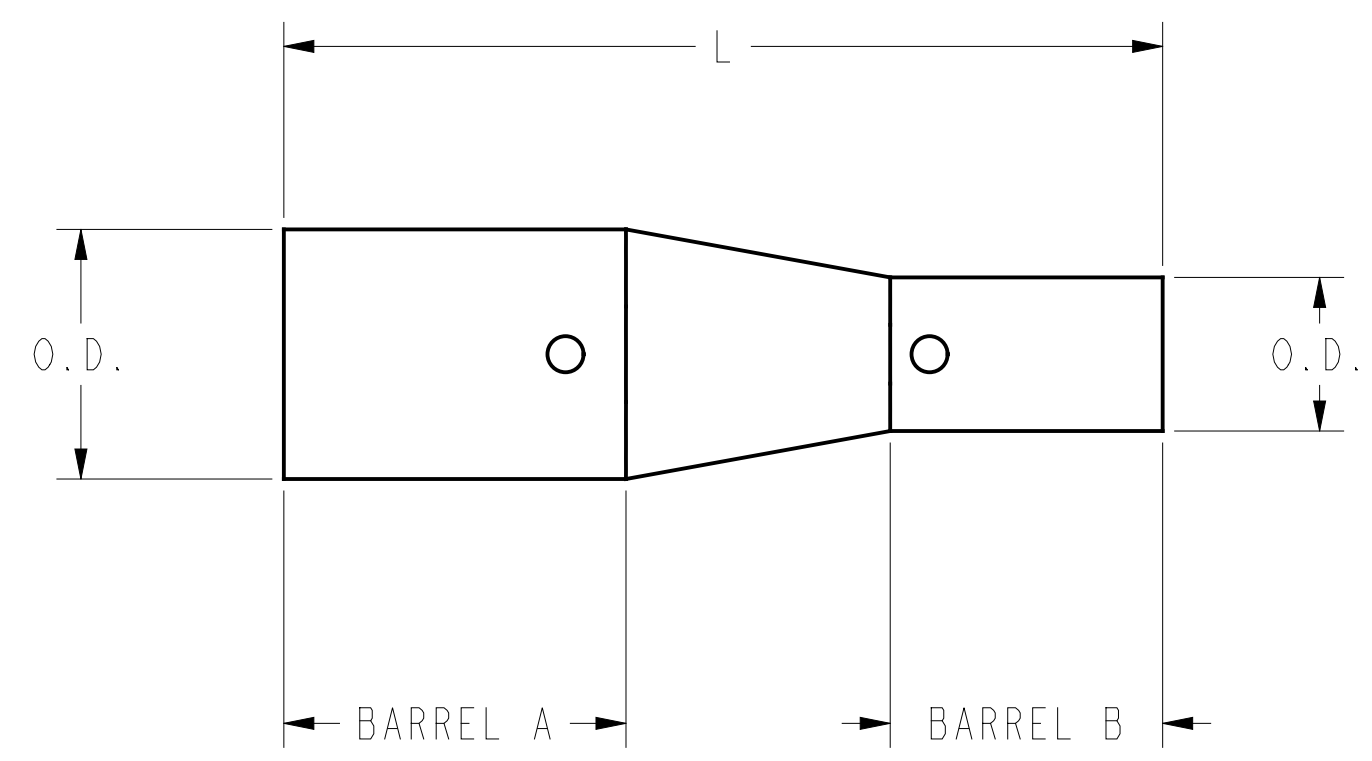
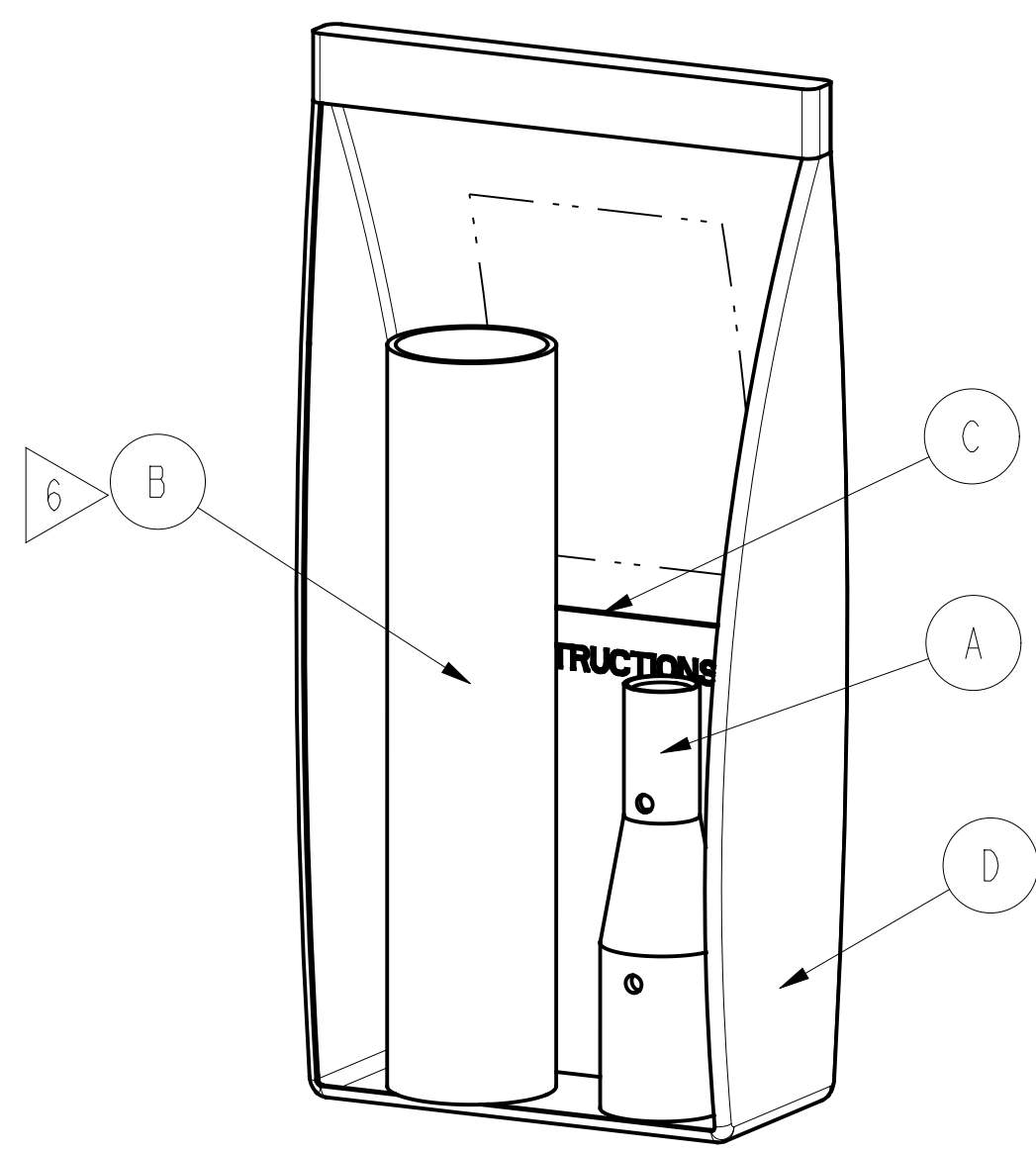
REV	DATE	DESCRIPTION	ECO	BY	CHK.
AE	2019-03-14 01:00:00 EDT	UPDATED AS PER THE MARKUP	51065	RB	VS

INSTALLATION TOOLING (STANDARD BARREL)

CATALOG NUMBER	INSTALLATION TOOLING (# CRIMPS)		INSTALLATION TOOLING (# CRIMPS)		INSTALLATION TOOLING (# CRIMPS)		INSTALLATION TOOLING (# CRIMPS)		
CLEAR HEAT SHRINK BURNDY® TELECOM KIT STANDARD BARREL	HYDRAULIC		HYDRAULIC		MECHANICAL		DIELESS		
	Y35, Y39, Y750, PAT750, Y46, PAT46		PAT600, Y500CHS		OUR840, MD7-34R				
	BARREL A	BARREL B	BARREL A	BARREL B	BARREL A	BARREL B	BARREL A	BARREL B	
YSR2825FXLTCKITC	U28RT (1)	U25RT (1)	W28VT(2) / W28RT(2) / X28RT(3)	W25VT(2) / W25RT(2) / X25RT(2)	W28VT(2) / W28RT(2) / X28RT(3)	W25VT(2) / W25RT(2) / X25RT(2)	MY29-11(1) / MRC840(2) / Y644MBH(1)	MY29-11(1) / Y644MBH(1)	
YSR282CFXLTCKITC	U28RT (1)	U2CRT (1)	W28VT(2) / W28RT(2) / X28RT(3)	W2CVT(1) / W2CRT(1) / X2CRT(1)	W28VT(2) / W28RT(2) / X28RT(3)	W2CVT(1) / W2CRT(1) / X2CRT(1)	MY29-11(1) / MRC840(2) / Y644MBH(1)	YIMRTC(2) / MY29-11(1) / Y644MBH(1) / Y122CMR(2)	
YSR286CFXLTCKITC	6	U28RT (1)	U5CRT (1)	W28VT(2) / W28RT(2) / X28RT(3)	W5CVT(1) / W5CRT(1) / X5CRT(1)	W28VT(2) / W28RT(2) / X28RT(3)	W5CVT(1) / W5CRT(1) / X5CRT(1)	MY29-11(1) / MRC840(2) / Y644MBH(1)	YIMRTC(1) / MY29-11(1) / Y644MBH(1) / Y122CMR(1)
YSR28FX26FXLTCKIT	U28RT (1)	U26RT (1)	W28VT(2) / W28RT(2) / X28RT(3)	W26VT(2) / W26RT(2) / X26RT(2)	W28VT(2) / W28RT(2) / X28RT(3)	W26VT(2) / W26RT(2) / X26RT(2)	MY29-11(1) / MRC840(2) / Y644MBH(1)	MY29-11(1) / Y644MBH(1)	
YSR284CFXLTCKITC	6	U28RT (1)	U4CRT (1)	W28VT(2) / W28RT(2) / X28RT(3)	W4CVT(1) / W4CRT(1) / X4CRT(1)	W28VT(2) / W28RT(2) / X28RT(3)	W4CVT(1) / W4CRT(1) / X4CRT(1)	MY29-11(1) / MRC840(2) / Y644MBH(1)	YIMRTC(2) / MY29-11(1) / Y644MBH(1) / Y122CMR(2)
YSR28FX4CFXLTCKITC	6	U28RT (1)	U4CRT (1)	W28VT(2) / W28RT(2) / X28RT(3)	W4CVT(1) / W4CRT(1) / X4CRT(1)	W28VT(2) / W28RT(2) / X28RT(3)	W4CVT(1) / W4CRT(1) / X4CRT(1)	MY29-11(1) / MRC840(2) / Y644MBH(1)	YIMRTC(2) / MY29-11(1) / Y644MBH(1) / Y122CMR(2)
YSR28FX2CFXLTCKITC	6	U28RT (1)	U2CRT (1)	W28VT(2) / W28RT(2) / X28RT(3)	W2CVT(1) / W2CRT(1) / X2CRT(1)	W28VT(2) / W28RT(2) / X28RT(3)	W2CVT(1) / W2CRT(1) / X2CRT(1)	MY29-11(1) / MRC840(2) / Y644MBH(1)	YIMRTC(2) / MY29-11(1) / Y644MBH(1) / Y122CMR(2)
YSR28FX25FXLTCKITC	U28RT (1)	U25RT (1)	W28VT(2) / W28RT(2) / X28RT(3)	W25VT(2) / W25RT(2) / X25RT(2)	W28VT(2) / W28RT(2) / X28RT(3)	W25VT(2) / W25RT(2) / X25RT(2)	MY29-11(1) / MRC840(2) / Y644MBH(1)	MY29-11(1) / Y644MBH(1)	
YSR28FX28LTCKITC	U28RT (1)	U28RT (1)	W28VT(2) / W28RT(2) / X28RT(3)	W28VT(2) / W28RT(2) / X28RT(4)	W28VT(2) / W28RT(2) / X28RT(3)	W28VT(2) / W28RT(2) / X28RT(4)	MY29-11(1) / MRC840(2) / Y644MBH(1)	MY29-11(1) / MRC840 / Y644MBH(1)	

NOTE: THAT THERE ARE A VARIETY OF BURNDY® INSTALLATION TOOLS AVAILABLE, AND NOT ALL ARE LISTED. IF YOU HAVE QUESTIONS REGARDING TOOLING, PLEASE CONTACT OUR "CUSTOMER SERVICE DEPARTMENT" AT 1-800-346-4175.

KIT		
ITEM	DESCRIPTION	QTY.
A	ELECTRO-TIN PLATED COPPER COMPRESSION CONNECTOR (SEE NOTE 1)	1
B	HEAT SHRINK TUBING (SEE NOTE 2)	1
C	MULTILINGUAL INSTALLATION INSTRUCTION SHEET (SEE NOTE 3)	1
D	PLASTIC BAG WITH LABELING AND PRODUCT IDENTIFIER	1



NOTES:

- ELECTRO-TIN PLATED COPPER COMPRESSION REDUCER/SPLICE; WITH A THROUGH HOLE FOR CABLE INSPECTION ON EACH SIDE; COLOR CODE, WIRE STRIP LENGTH AND CRIMP PLACEMENT INDICATIONS ARE INCLUDED. STANDARD BARRELS LISTED UL 486A.
 - HEAT SHRINK TUBING:
CLEAR - POLYVINYL CHLORIDE - LISTED UL 224, VW-1 RATING. (VERTICAL WIRE FLAME TEST)
- PASSES TELCORDIA GR-347-CORE "ABRASION TEST".
 - EACH KIT IS PACKED IN A SEALED PLASTIC BAG INCLUDING THE INSTALLATION INSTRUCTIONS IN ENGLISH, FRENCH AND SPANISH.
 - SEE TABLE FOR SPECIFIC KIT CATALOG NUMBER.
 - FOR SPECIFIC APPLICATION TOOLS AND DIES, SEE ABOVE TOOLING TABLE.
- 6 THESE ITEMS WILL BE PROVIDED WITH 2 HEAT SHRINK TUBINGS TO BE INSTALLED, ONE WILL OVERLAP THE OTHER. INSTALL THE SMALLER FIRST AND LARGER SECOND.
- 7 USE PUADP-1 ADAPTOR FOR "U" DIES IN Y46 AND PAT46 SERIES TOOLS.

TO ORDER BURNDY® PRODUCTS CALL		COMPRESSION COPPER REDUCER / SPLICE KIT	
UNITED STATES 1-800-346-4175 (LONDONDERRY, NH)		ITEM NO: --	CAT. NO: (SEE TABLE)
CANADA: 1-800-361-6975 (QUEBEC) 1-800-387-6487 (ALL OTHER PROVINCES)		DRAWN BY: T. FAUCHER 4/8/2003	CHECKER: M. TIJERINA 4/9/2003
FOR PRODUCT INFO: http://www.burndy.com		DSN APPVL: M. TIJERINA 4/9/2003	MFG APPVL: R. PHELPS 3/19/2003
		GA APPVL: J. BRODEUR 3/20/2003	MKT APPVL: R. ROBICHEAU 3/6/2003
		PROD FAM: CM&R COMPRESSION	DRAWING NO: 10021428
		PROJECT #: --	SCALE: 1:2
		DOCUMENT TYPE: Sales	REV: AE
		REL LEVEL: Released	SHEET 9 OF 16

REV: PEO200

WIRE RANGE				CATALOG NUMBER	CONNECTOR				WIRE STRIP LENGTH		DIMENSIONS					
BARREL A		BARREL B		CLEAR HEAT SHRINK BURNDY TELECOM KIT STANDARD BARREL	COLOR CODE		DIE INDEX		BARREL A	BARREL B	TOLERANCES ± .07°			TOLERANCES ± .01		
AWG	MM ²	AWG	MM ²		BARREL A	BARREL B	BARREL A	BARREL B			BARREL A	BARREL B	L	BARREL "A" O.D.	BARREL "B" O.D.	
4/0 AWG FLEX CLASS I, K, M	~ ~ ~	1/0 AWG FLEX-STR	50 mm ² FLEX		YSR29FX25FLTCK1TC	YELLOW	PINK	16	12	1.38	1.00	1.44	1.04	3.10	.80	.56
4/0 AWG FLEX CLASS I, K, M	~ ~ ~	#2 AWG FLEX-STR	35 mm ² STR-FLEX	YSR29FX2CFXLTK1TC	YELLOW	BROWN	16	10	1.38	0.78	1.44	0.82	3.13	.80	.46	
4/0 AWG FLEX CLASS I, K, M	~ ~ ~	4/0 AWG STR	~ ~ ~	YSR29FX28LTCK1TC	YELLOW	PURPLE	16	15	1.38	1.24	1.44	1.30	3.00	.80	.69	

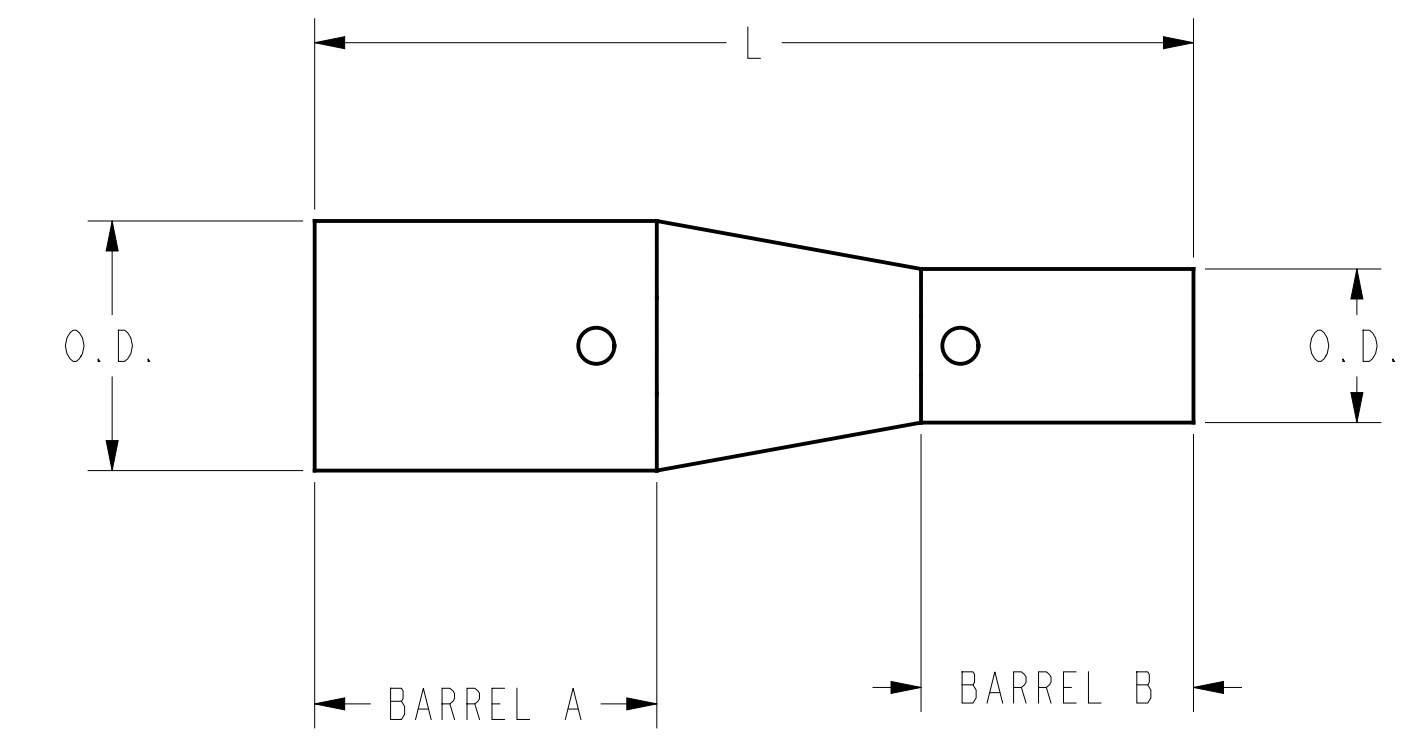
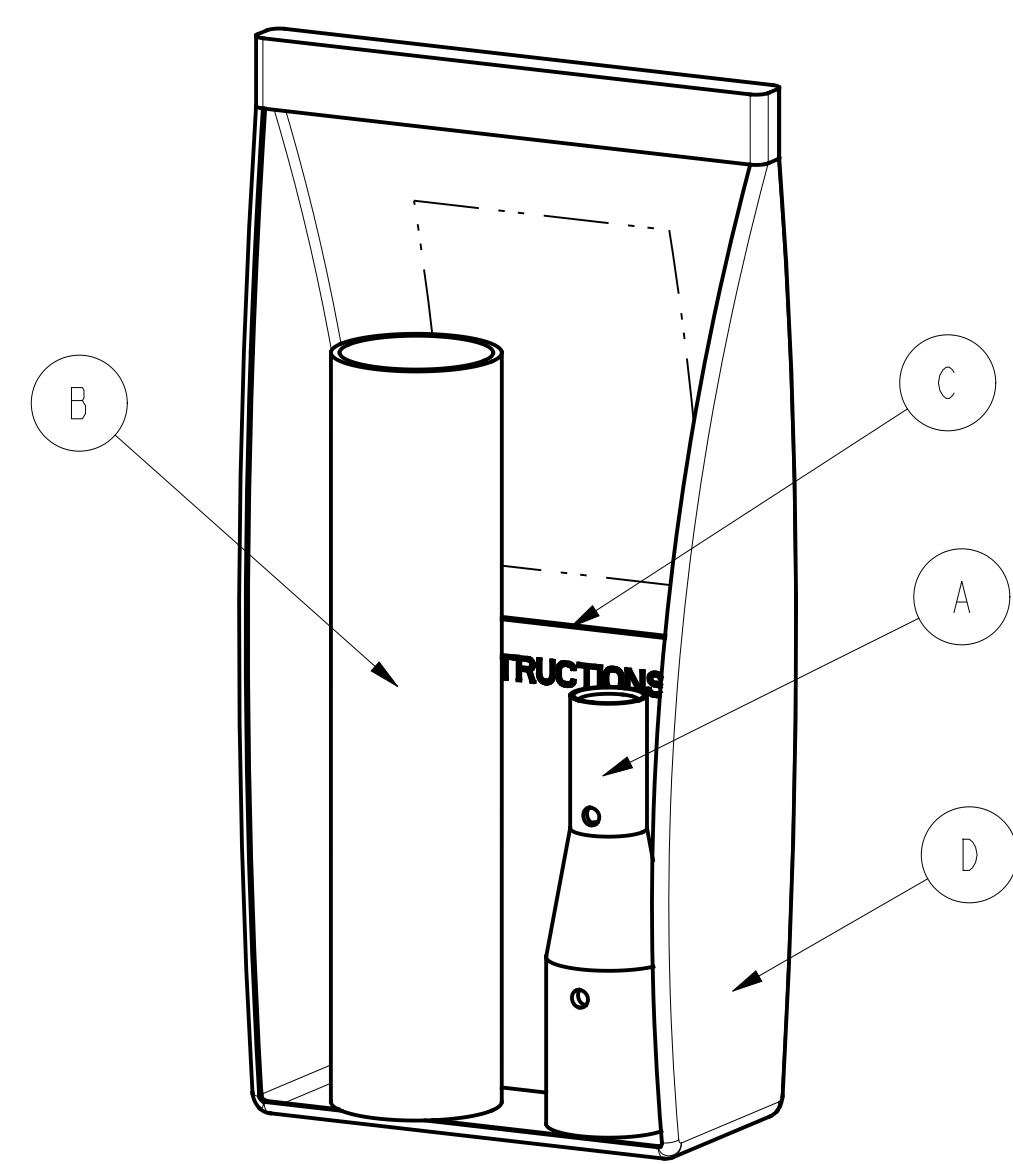
REV	DATE	DESCRIPTION	ECO	BY	CHK.
AE	2019-03-14 01:00:00 EDT	UPDATED AS PER THE MARKUP	51065	RB	VS

INSTALLATION TOOLING (STANDARD BARREL)

CATALOG NUMBER	INSTALLATION TOOLING (# CRIMPS)		INSTALLATION TOOLING (# CRIMPS)		INSTALLATION TOOLING (# CRIMPS)		INSTALLATION TOOLING (# CRIMPS)				
CLEAR HEAT SHRINK BURNDY® TELECOM KIT STANDARD BARREL	HYDRAULIC		HYDRAULIC		MECHANICAL		DIELESS				
	Y35, Y39, Y750, PAT750, Y46, PAT46		PAT600, Y500CTHS		OUR840, MD7-34R						
	BARREL A	BARREL B	BARREL A	BARREL B	BARREL A	BARREL B	BARREL A	BARREL B			
YSR29FX25FLTCK1TC	U29RT (1)	U25RT (1)	W29VT(2) / W29RT(2) / X29RT(4)	W25VT(2) / W25RT(2) / X25RT(2)	W29VT (2) / X29RT (4)	W25VT(2) / W25RT(2) / X25RT(2)	Y644MBH(1) / PAT644M(1)		MY29-11(1) / Y644MBH(1)		
YSR29FX2CFXLTK1TC	U29RT (1)	U2CRT (1)	W29VT(2) / W29RT(2) / X29RT(4)	W2CVT(1) / W2CRT(1) / X2CRT(1)	W29VT (2) / X29RT (4)	W2CVT(1) / W2CRT(1) / X2CRT(1)	Y644MBH(1) / PAT644M(1)		Y1MRTC(2) / MY29-11(1) / Y644MBH(1) / Y122CMR(2)		
YSR29FX28LTCK1TC	U29RT (1)	U28RT (1)	W29VT(2) / W29RT(2) / X29RT(4)	W28VT(2) / W28RT(2) / X28RT(3)	W29VT (2) / X29RT (4)	W28VT(2) / W28RT(2) / X28RT(3)	Y644MBH(1) / PAT644M(1)		MY29-11(1) / MRC840 (2) / Y644MBH(1)		

NOTE: THAT THERE ARE A VARIETY OF BURNDY® INSTALLATION TOOLS AVAILABLE, AND NOT ALL ARE LISTED. IF YOU HAVE QUESTIONS REGARDING TOOLING, PLEASE CONTACT OUR "CUSTOMER SERVICE DEPARTMENT" AT 1-800-346-4175.

KIT		
ITEM	DESCRIPTION	QTY.
A	ELECTRO-TIN PLATED COPPER COMPRESSION CONNECTOR (SEE NOTE 1)	1
B	HEAT SHRINK TUBING (SEE NOTE 2)	1
C	MULTILINGUAL INSTALLATION INSTRUCTION SHEET (SEE NOTE 3)	1
D	PLASTIC BAG WITH LABELING AND PRODUCT IDENTIFIER	1



NOTES:

- ELECTRO-TIN PLATED COPPER COMPRESSION REDUCER/SPLICE; WITH A THROUGH HOLE FOR CABLE INSPECTION ON EACH SIDE; COLOR CODE, WIRE STRIP LENGTH AND CRIMP PLACEMENT INDICATIONS ARE INCLUDED. STANDARD BARRELS LISTED UL 486A.
- HEAT SHRINK TUBING:
CLEAR - POLYVINYL CHLORIDE - LISTED UL 224, VW-1 RATING. (VERTICAL WIRE FLAME TEST)
- PASSES TELCORDIA GR-347-CORE "ABRASION TEST".
- EACH KIT IS PACKED IN A SEALED PLASTIC BAG INCLUDING THE INSTALLATION INSTRUCTIONS IN ENGLISH, FRENCH AND SPANISH.
- SEE TABLE FOR SPECIFIC KIT CATALOG NUMBER.
- FOR SPECIFIC APPLICATION TOOLS AND DIES, SEE ABOVE TOOLING TABLE.
- USE PUADP-1 ADAPTOR FOR "U" DIES IN Y46 AND PAT46 SERIES TOOLS.
- THESE ITEMS WILL BE PROVIDED WITH 2 HEAT SHRINK TUBINGS TO BE INSTALLED. ONE WILL OVERLAP THE OTHER. INSTALL THE SMALLER FIRST AND LARGER SECOND.

TO ORDER BURNDY® PRODUCTS CALL		COMPRESSION COPPER REDUCER / SPLICE KIT	
UNITED STATES 1-800-346-4175 (LONDONDERRY, NH)		ITEM NO: --	SCALE: 1:1
CANADA: 1-800-361-6975 (QUEBEC) 1-800-387-6487 (ALL OTHER PROVINCES)		CAT. NO: (SEE TABLE)	BURNDY
FOR PRODUCT INFO: http://www.burndy.com		DRAWN BY: T. FAUCHER 4/8/2003	
		CHECKER: M. TIJERINA 4/9/2003	DRAWING NO: 10021428
		DSN APPVL: M. TIJERINA 4/9/2003	REV: AE
		MFG APPVL: R. PHELPS 3/19/2003	SHEET 10 OF 16
		GA APPVL: J. BRODEUR 3/20/2003	
		MKT APPVL: R. ROBICHEAU 3/6/2003	
		PROD FAM: CM&R COMPRESSION	
		PROJECT #: --	
		DOCUMENT TYPE: Sales	
		REL LEVEL: Released	

REV: PEC200

WIRE RANGE				CATALOG NUMBER	CONNECTOR				WIRE STRIP LENGTH		DIMENSIONS					
BARREL A		BARREL B		CLEAR HEAT SHRINK BURNDY TELECOM KIT STANDARD BARREL	COLOR CODE		DIE INDEX		BARREL A	BARREL B	TOLERANCES ± .07°			TOLERANCES ± .01		
AWG	MM ²	AWG	MM ²		BARREL A	BARREL B	BARREL A	BARREL B			BARREL A	BARREL B	L	BARREL "A" O.D.	BARREL "B" O.D.	
350 kcmil STR	185 mm ² STR	4/0 AWG STR	~ ~ ~	YSR3128LTCKITC	RED	PURPLE	18	15	1.41	1.24	1.49	1.30	3.27	.88	.69	
350 kcmil STR	185 mm ² STR	1/0 AWG FLEX-STR	50 mm ² FLEX	YSR3125FXLTCKITC	RED	PINK	18	12	1.41	1.00	1.49	1.04	3.33	.88	.56	
350 kcmil STR	185 mm ² STR	#2 AWG FLEX-STR	35 mm ² STR-FLEX	YSR312CFXLTCKITC	RED	BROWN	18	10	1.41	0.78	1.49	0.82	3.37	.88	.46	
350 kcmil STR	185 mm ² STR	#6 AWG FLEX-STR	16 mm ² STR-FLEX	YSR316CFXLTCKITC	RED	BLUE	18	7	1.41	0.70	1.49	0.73	3.58	.88	.31	
350 kcmil STR	185 mm ² STR	#4 AWG FLEX-STR	~ ~ ~	YSR314CFXLTCKITC	RED	GRAY	18	8	1.41	0.71	1.49	0.74	3.43	.88	.38	
350 kcmil STR	185 mm ² STR	2/0 AWG FLEX-STR	70 mm ² FLEX	YSR3126FXLTCKITC	RED	BLACK	18	13	1.41	1.10	1.49	1.16	3.24	.88	.63	
350 kcmil STR	185 mm ² STR	4/0 AWG FLEX CLASS I, K, M	~ ~ ~	YSR3129FXLTCKITC	RED	YELLOW	18	16	1.41	1.38	1.49	1.44	3.13	.88	.80	
350 kcmil STR	185 mm ² STR	4/0 AWG FLEX	120 mm ² STR-FLEX	YSR3128FXLTCKITC	RED	PURPLE	18	15	1.41	1.36	1.25	1.40	3.25	.88	.77	

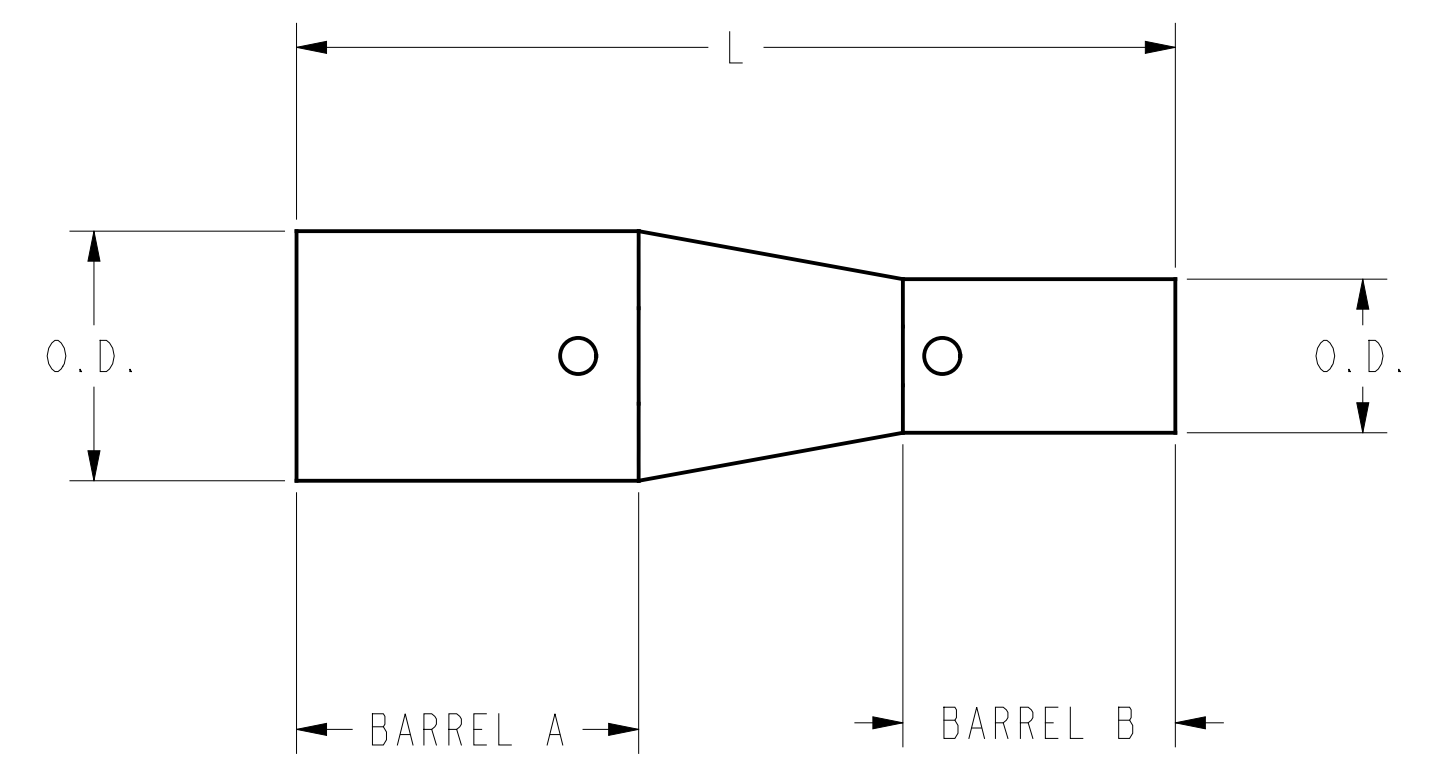
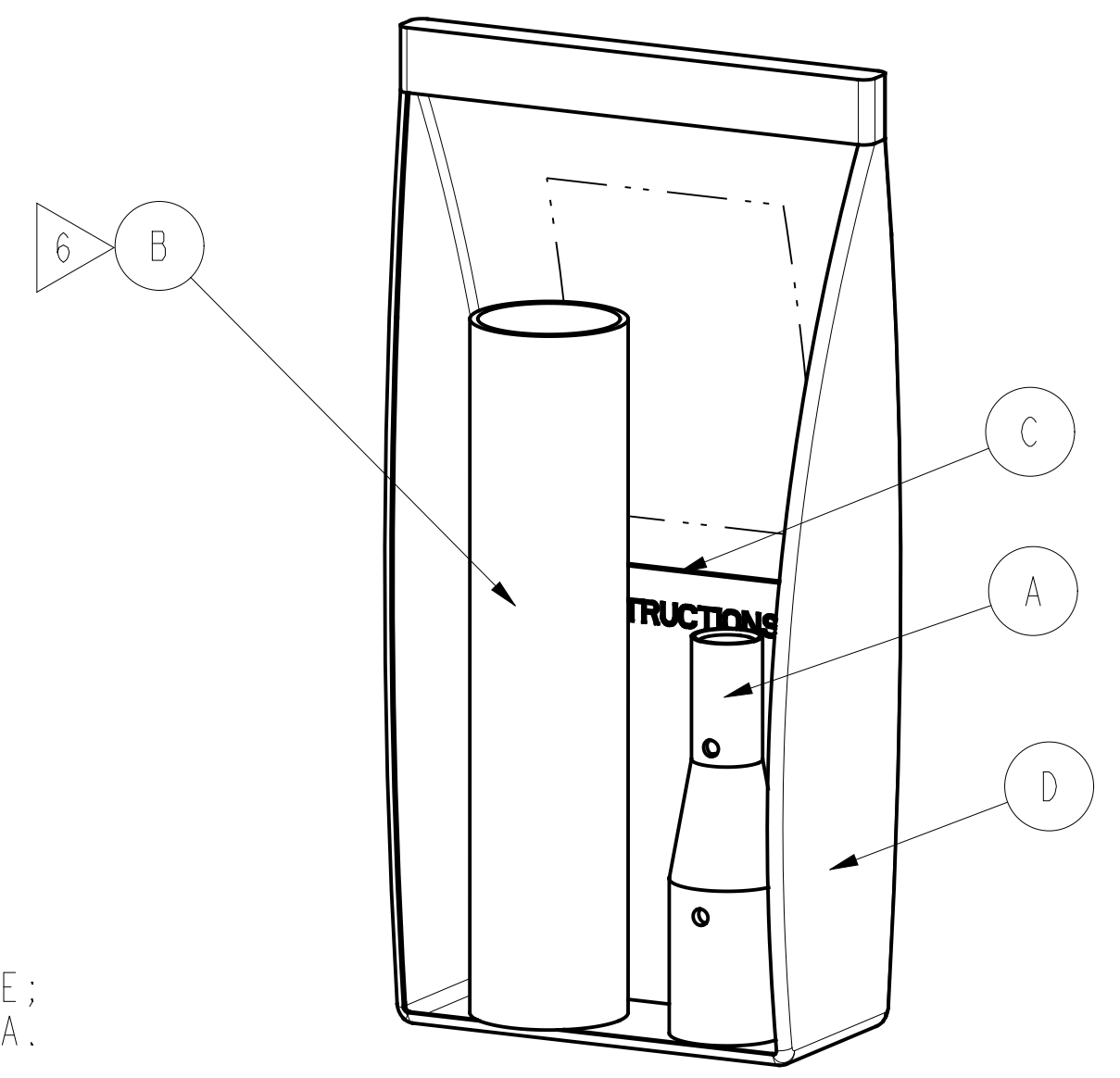
REV	DATE	DESCRIPTION	ECO	BY	CHK.
AE	2019-03-14 01:00:00 EDT	UPDATED AS PER THE MARKUP	51065	RB	VS

INSTALLATION TOOLING (STANDARD BARREL)

CATALOG NUMBER	INSTALLATION TOOLING (# CRIMPS)		INSTALLATION TOOLING (# CRIMPS)		INSTALLATION TOOLING (# CRIMPS)		INSTALLATION TOOLING (# CRIMPS)	
CLEAR HEAT SHRINK BURNDY® TELECOM KIT STANDARD BARREL	HYDRAULIC		HYDRAULIC		MECHANICAL		DIELESS	
	BARREL A	BARREL B	BARREL A	BARREL B	BARREL A	BARREL B	BARREL A	BARREL B
YSR3128LTCKITC	U31RT (2)	U28RT (1)	W31VT(2) / W31RT(2)	W28VT(2) / W28RT(2) / X28RT(3)	W31VT (2)	W28VT(2) / W28RT(2) / X28RT(3)	Y644MBH(1) / PAT644M(1)	MY29-11(1) / MRC840(2) / Y644MBH(1)
YSR3125FXLTCKITC	U31RT (2)	U25RT (1)	W31VT(2) / W31RT(2)	W25VT(2) / W25RT(2) / X25RT(2)	W31VT (2)	W25VT(2) / W25RT(2) / X25RT(2)	Y644MBH(1) / PAT644M(1)	MY29-11(1) / Y644MBH(1)
YSR312CFXLTCKITC	U31RT (2)	U2CRT (1)	W31VT(2) / W31RT(2)	W2CVT(1) / W2CRT(1) / X2CRT(1)	W31VT (2)	W2CVT(1) / W2CRT(1) / X2CRT(1)	Y644MBH(1) / PAT644M(1)	YIMRTC (2) / MY29-11 (1) / Y644MBH(1) / YI22CMR(2)
YSR316CFXLTCKITC	U31RT (2)	U5CRT (1)	W31VT(2) / W31RT(2)	W5CVT (1) / W5CRT (1) / X5CRT (1)	W31VT (2)	W5CVT (1) / W5CRT (1) / X5CRT (1)	Y644MBH(1) / PAT644M(1)	YIMRTC (1) / MY29-11 (1) / Y644MBH(1) / YI22CMR(1)
YSR314CFXLTCKITC	U31RT (2)	U4CRT (1)	W31VT(2) / W31RT(2)	W4CVT (1) / W4CRT (1) / X4CRT (1)	W31VT (2)	W4CVT (1) / W4CRT (1) / X4CRT (1)	Y644MBH(1) / PAT644M(1)	YIMRTC (2) / MY29-11 (1) / Y644MBH(1) / YI22CMR(2)
YSR3126FXLTCKITC	U31RT (2)	U26RT (1)	W31VT(2) / W31RT(2)	W26VT(2) / W26RT(2) / X26RT(2)	W31VT (2)	W26VT(2) / W26RT(2) / X26RT(2)	Y644MBH(1) / PAT644M(1)	MY29-11(1) / Y644MBH(1)
YSR3129FXLTCKITC	U31RT (2)	U29RT (1)	W31VT(2) / W31RT(2)	W29VT(2) / W29RT(2) / X29RT(4)	W31VT (2)	W29VT (2) / X29RT (4)	Y644MBH(1) / PAT644M(1)	Y644MBH(1) / PAT644M(1)
YSR3128FXLTCKITC	U31RT (2)	U28RT (1)	W31VT(2) / W31RT(2)	W28VT(2) / W28RT(2) / X28RT(4)	W31VT (2)	W28VT(2) / W28RT(2) / X28RT(4)	Y644MBH(1) / PAT644M(1)	MY29-11(1) / MRC840(2) / Y644MBH(1)

NOTE: THAT THERE ARE A VARIETY OF BURNDY® INSTALLATION TOOLS AVAILABLE, AND NOT ALL ARE LISTED. IF YOU HAVE QUESTIONS REGARDING TOOLING, PLEASE CONTACT OUR "CUSTOMER SERVICE DEPARTMENT" AT 1-800-346-4175.

KIT		
ITEM	DESCRIPTION	QTY.
A	ELECTRO-TIN PLATED COPPER COMPRESSION CONNECTOR (SEE NOTE 1)	1
B	HEAT SHRINK TUBING (SEE NOTE 2)	1
C	MULTILINGUAL INSTALLATION INSTRUCTION SHEET (SEE NOTE 3)	1
D	PLASTIC BAG WITH LABELING AND PRODUCT IDENTIFIER	1



NOTES:

- ELECTRO-TIN PLATED COPPER COMPRESSION REDUCER/SPLICE; WITH A THROUGH HOLE FOR CABLE INSPECTION ON EACH SIDE; COLOR CODE, WIRE STRIP LENGTH AND CRIMP PLACEMENT INDICATIONS ARE INCLUDED. STANDARD BARRELS LISTED UL 486A.
 - HEAT SHRINK TUBING:
CLEAR - POLYVINYL CHLORIDE - LISTED UL 224, VW-1 RATING. (VERTICAL WIRE FLAME TEST)
- PASSES TELCORDIA GR-347-CORE "ABRASION TEST".
 - EACH KIT IS PACKED IN A SEALED PLASTIC BAG INCLUDING THE INSTALLATION INSTRUCTIONS IN ENGLISH, FRENCH AND SPANISH.
 - SEE TABLE FOR SPECIFIC KIT CATALOG NUMBER.
 - FOR SPECIFIC APPLICATION TOOLS AND DIES, SEE ABOVE TOOLING TABLE.
- 6 THESE ITEMS WILL BE PROVIDED WITH 2 HEAT SHRINK TUBINGS TO BE INSTALLED, ONE WILL OVERLAP THE OTHER. INSTALL THE SMALLER FIRST AND LARGER SECOND.
- 7 USE PUADP-1 ADAPTOR FOR "U" DIES IN Y46 AND PAT46 SERIES TOOLS.

TO ORDER BURNDY® PRODUCTS CALL		COMPRESSION COPPER REDUCER / SPLICE KIT	
UNITED STATES 1-800-346-4175 (LONDONDERRY, NH)		ITEM NO: --	SCALE: 1:1
CANADA: 1-800-361-6975 (QUEBEC) 1-800-387-6487 (ALL OTHER PROVINCES)		CAT. NO: (SEE TABLE)	BURNDY
FOR PRODUCT INFO: http://www.burndy.com		DRAWN BY: T. FAUCHER 4/8/2003	
		CHECKER: M. TIJERINA 4/9/2003	PROJECT #: --
		DSN APPVL: M. TIJERINA 4/9/2003	SIZE: D
		MFG APPVL: R. PHELPS 3/19/2003	DRAWING NO: 10021428
		GA APPVL: J. BRODEUR 3/20/2003	REV: AE
		MKT APPVL: R. ROBICHEAU 3/6/2003	SHEET 11 OF 16
		PROD FAM: CM&R COMPRESSION	
		DOCUMENT TYPE: Sales	
		REL LEVEL: Released	

REV: PE0200

WIRE RANGE				CATALOG NUMBER	CONNECTOR				WIRE STRIP LENGTH		DIMENSIONS					
BARREL A		BARREL B		CLEAR HEAT SHRINK BURNDY TELECOM KIT STANDARD BARREL	COLOR CODE		DIE INDEX		BARREL A	BARREL B	TOLERANCES ± .07°			TOLERANCES ± .01		
AWG	MM ²	AWG	MM ²		BARREL A	BARREL B	BARREL A	BARREL B	BARREL A	BARREL B	BARREL A	BARREL B	L	BARREL "A" O.D.	BARREL "B" O.D.	
300 kcmil FLEX	185 mm ² STR	4/0 AWG STR	120 mm ² STR-FLEX	YSR32FX28FLTCK1TC	RED	PURPLE	19 OR L80	15	1.48	1.36	1.57	1.43	3.46	.95	.77	
300 kcmil FLEX	185 mm ² STR	4/0 AWG FLEX CLASS I, K, M	---	YSR32FX29FLTCK1TC	RED	YELLOW	19 OR L80	16	1.48	1.38	1.57	1.44	3.50	.95	.80	

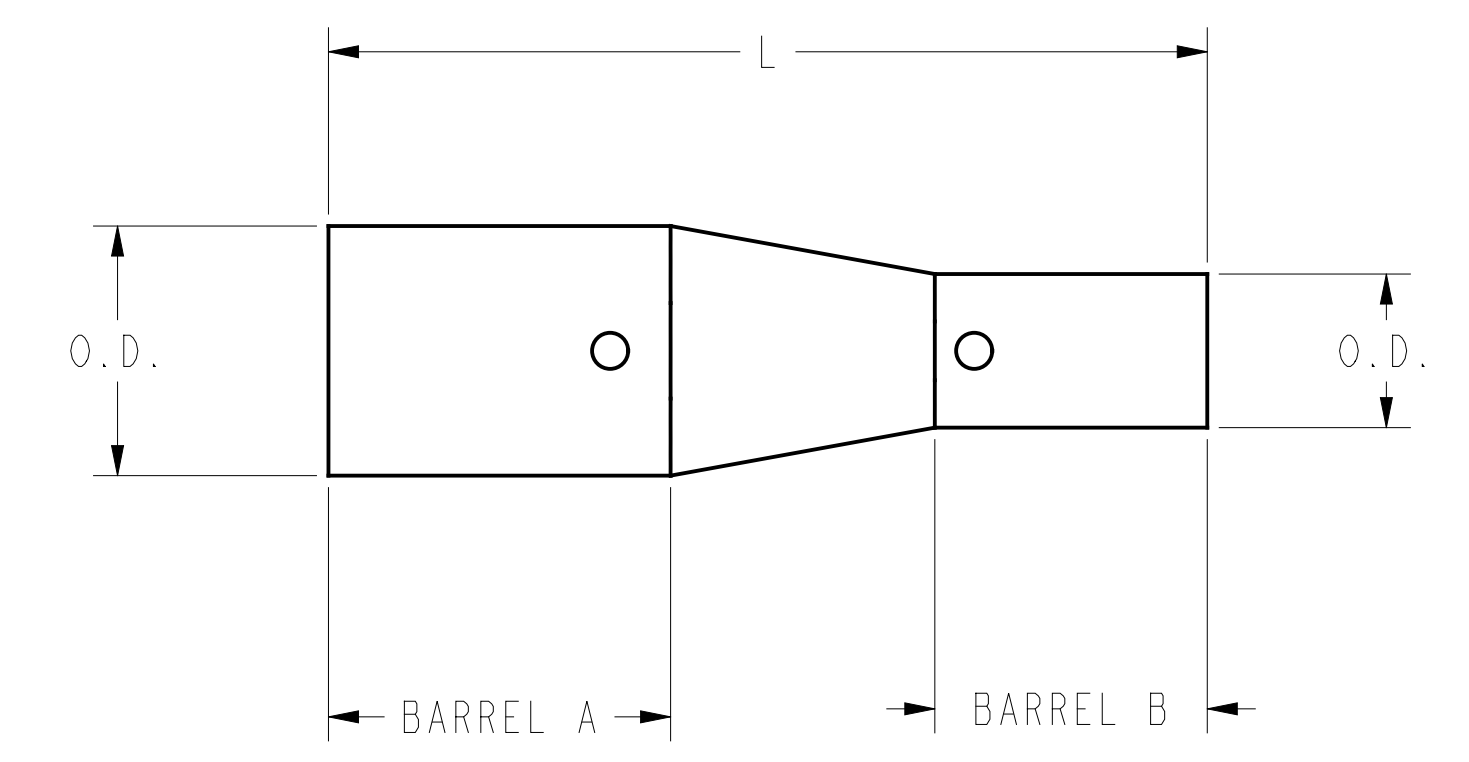
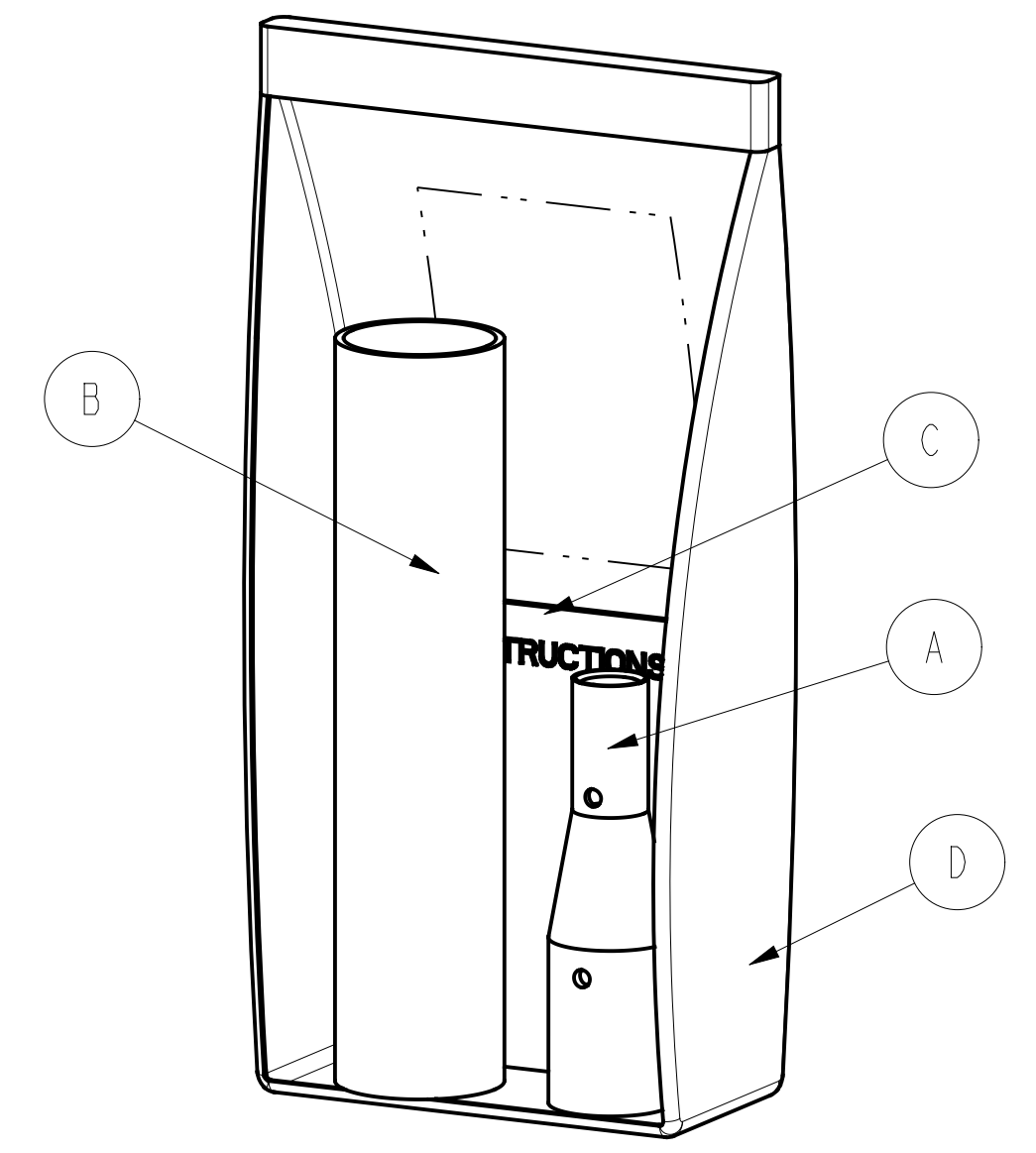
REV	DATE	DESCRIPTION	ECO	BY	CHK.
AE	2019-03-14 01:00:00 EDT	UPDATED AS PER THE MARKUP	51065	RB	VS

INSTALLATION TOOLING (STANDARD BARREL)

CATALOG NUMBER	INSTALLATION TOOLING (# CRIMPS)		INSTALLATION TOOLING (# CRIMPS)		INSTALLATION TOOLING (# CRIMPS)		INSTALLATION TOOLING (# CRIMPS)	
CLEAR HEAT SHRINK BURNDY® TELECOM KIT STANDARD BARREL	HYDRAULIC		HYDRAULIC		MECHANICAL		DIELESS	
	Y35, Y39, Y750, PAT750, Y46, PAT46		PAT600, Y500CHS		OUR840, MD7-34R			
	BARREL A	BARREL B	BARREL A	BARREL B	BARREL A	BARREL B	BARREL A	BARREL B
YSR32FX28FLTCK1TC	U31RT (2)	U28RT (1)	W31VT(2) / W31RT(2)	W28VT(2) / W28RT(2) / X28RT(3)	W31VT (2)	W28VT(2) / W28RT(2) / X28RT(3)	Y644MBH(1) / PAT644M(1)	MY29-11(1) / Y644MBH(1)
YSR32FX29FLTCK1TC	U31RT (2)	U29RT (1)	W31VT(2) / W31RT(2)	W29VT(2) / W29RT(2) / X29RT(4)	W31VT (2)	W29VT (2) / X29RT (4)	Y644MBH(1) / PAT644M(1)	Y644MBH(1) / PAT644M(1)

NOTE: THAT THERE ARE A VARIETY OF BURNDY® INSTALLATION TOOLS AVAILABLE, AND NOT ALL ARE LISTED. IF YOU HAVE QUESTIONS REGARDING TOOLING, PLEASE CONTACT OUR "CUSTOMER SERVICE DEPARTMENT" AT 1-800-346-4175.

KIT		
ITEM	DESCRIPTION	QTY.
A	ELECTRO-TIN PLATED COPPER COMPRESSION CONNECTOR (SEE NOTE 1)	1
B	HEAT SHRINK TUBING (SEE NOTE 2)	1
C	MULTILINGUAL INSTALLATION INSTRUCTION SHEET (SEE NOTE 3)	1
D	PLASTIC BAG WITH LABELING AND PRODUCT IDENTIFIER	1



- NOTES:
- ELECTRO-TIN PLATED COPPER COMPRESSION REDUCER/SPLICE; WITH A THROUGH HOLE FOR CABLE INSPECTION ON EACH SIDE; COLOR CODE, WIRE STRIP LENGTH AND CRIMP PLACEMENT INDICATIONS ARE INCLUDED. STANDARD BARRELS LISTED UL 486A.
 - HEAT SHRINK TUBING:
CLEAR - POLYVINYL CHLORIDE - LISTED UL 224, VW-1 RATING. (VERTICAL WIRE FLAME TEST)
- PASSES TELCORDIA GR-347-CORE "ABRASION TEST".
 - EACH KIT IS PACKED IN A SEALED PLASTIC BAG INCLUDING THE INSTALLATION INSTRUCTIONS IN ENGLISH, FRENCH AND SPANISH.
 - SEE TABLE FOR SPECIFIC KIT CATALOG NUMBER.
 - FOR SPECIFIC APPLICATION TOOLS AND DIES, SEE ABOVE TOOLING TABLE.
- 6 USE PUADP-1 ADAPTOR FOR "U" DIES IN Y46 AND PAT46 SERIES TOOLS.

TO ORDER BURNDY® PRODUCTS CALL		COMPRESSION COPPER REDUCER / SPLICE KIT	
UNITED STATES 1-800-346-4175 (LONDONDERRY, NH)		ITEM NO: ---	SCALE: 1:1
CANADA: 1-800-361-6975 (QUEBEC) 1-800-387-6487 (ALL OTHER PROVINCES)		CAT. NO: (SEE TABLE)	BURNDY
FOR PRODUCT INFO: http://www.burndy.com		DRAWN BY: T. FAUCHER 4/8/2003	
		CHECKER: M. TIJERINA 4/9/2003	DRAWING NO: 10021428
		DSN APPVL: M. TIJERINA 4/9/2003	REV: AE
		MFG APPVL: R. PHELPS 3/19/2003	SHEET 12 OF 16
		QA APPVL: J. BRODEUR 3/20/2003	
		MKT APPVL: R. ROBICHEAU 3/6/2003	
		PROD FAM: CM&R COMPRESSION	
		PROJECT #: --	
		DOCUMENT TYPE: Sales	
		REL LEVEL: Released	

REV: PEO200

WIRE RANGE				CATALOG NUMBER	CONNECTOR				WIRE STRIP LENGTH		DIMENSIONS					
BARREL A		BARREL B		CLEAR HEAT SHRINK BURNDY TELECOM KIT STANDARD BARREL	COLOR CODE		DIE INDEX		BARREL A	BARREL B	TOLERANCES ± .07°			TOLERANCES ± .01		
AWG	MM ²	AWG	MM ²		BARREL A	BARREL B	BARREL A	BARREL B			BARREL A	BARREL B	L	BARREL "A" O.D.	BARREL "B" O.D.	
350 kcmil FLEX	240 mm ² FLEX	4/0 AWG STR	~ ~ ~		YSR34FX28LTCKITC	BLUE	PURPLE	19 OR L80	15	1.60	1.24	1.69	1.30	3.95	1.06	.69
500 kcmil STR	240 mm ² STR	350 kcmil STR	185 mm ² STR	YSR3431LTCKITC	BROWN	RED	20	18	1.60	1.41	1.69	1.49	3.66	1.06	.88	
500 kcmil STR	240 mm ² STR	4/0 AWG STR	~ ~ ~	YSR3428LTCKITC	BROWN	PURPLE	20	15	1.60	1.24	1.69	1.30	3.95	1.06	.69	
500 kcmil STR	240 mm ² STR	1/0 AWG FLEX-STR	50 mm ² FLEX	YSR3425FXTLTKITC	BROWN	PINK	20	12	1.60	1.00	1.69	1.04	4.01	1.06	.56	
350 kcmil FLEX	240 mm ² FLEX	4/0 AWG FLEX	120 mm ² STR-FLEX	YSR34FX28FXTLTKITC	BLUE	PURPLE	19 OR L80	15	1.60	1.36	1.69	1.43	3.86	1.06	.77	
350 kcmil FLEX	240 mm ² FLEX	1/0 AWG FLEX-STR	50 mm ² FLEX	YSR34FX25FXTLTKITC	BLUE	PINK	19 OR L80	12	1.60	1.00	1.69	1.04	4.01	1.06	.56	
350 kcmil FLEX	240 mm ² FLEX	2/0 AWG FLEX-STR	70 mm ² STR-FLEX	YSR34FX26FXTLTKITC	BLUE	BLACK	19 OR L80	13	1.60	1.09	1.69	1.13	3.94	1.06	.63	
500 kcmil STR	240 mm ² STR	4/0 AWG FLEX CLASS I, K, M	~ ~ ~	YSR3429FXTLTKITC	BROWN	YELLOW	20	16	1.60	1.38	1.69	1.44	3.81	1.06	.80	
500 kcmil STR	240 mm ² STR	350 kcmil FLEX	240 mm ² FLEX	YSR3434FXTLTKITC	BROWN	BLUE	20	19 OR L80	1.60	1.60	1.69	1.69	3.51	1.06	1.06	
350 kcmil FLEX	240 mm ² FLEX	#6 AWG FLEX-STR	16 mm ² STR-FLEX	YSR34FX6CFXTLTKITC	BLUE	BLUE	19 OR L80	7	1.60	0.70	1.69	0.73	4.26	1.06	.31	
350 kcmil FLEX	240 mm ² FLEX	#4 AWG FLEX-STR	~ ~ ~	YSR34FX4CFXTLTKITC	BLUE	GRAY	19 OR L80	8	1.60	0.71	1.69	0.74	4.11	1.06	.38	
350 kcmil FLEX	240 mm ² FLEX	#2 AWG FLEX-STR	35 mm ² FLEX	YSR34FX2CFXTLTKITC	BLUE	BROWN	19 OR L80	10	1.60	0.78	1.69	0.82	4.02	1.06	.46	
350 kcmil FLEX	240 mm ² FLEX	4/0 AWG FLEX CLASS I, K, M	~ ~ ~	YSR34FX29FXTLTKITC	BLUE	YELLOW	19 OR L80	16	1.60	1.38	1.69	1.44	3.81	1.06	.80	
350 kcmil FLEX	240 mm ² FLEX	350 kcmil STR	185 mm ² FLEX	YSR34FX31LTCKITC	BLUE	RED	19 OR L80	18	1.60	1.41	1.69	1.49	3.63	1.06	.88	
500 kcmil STR	240 mm ² STR	2/0 AWG FLEX-STR	70 mm ² STR-FLEX	YSR3426FXTLTKITC	BROWN	BLACK	20	13	1.60	1.09	1.69	1.13	4.01	1.06	.88	
500 kcmil STR	240 mm ² STR	4/0 AWG FLEX	120 mm ² STR-FLEX	YSR3428FXTLTKITC	BROWN	PURPLE	20	15	1.60	1.36	1.69	1.40	3.93	1.06	.77	

REV	DATE	DESCRIPTION	ECO	BY	CHK.
AE	2019-03-14 01:00:00 EDT	UPDATED AS PER THE MARKUP	51065	RB	VS

INSTALLATION TOOLING (STANDARD BARREL)

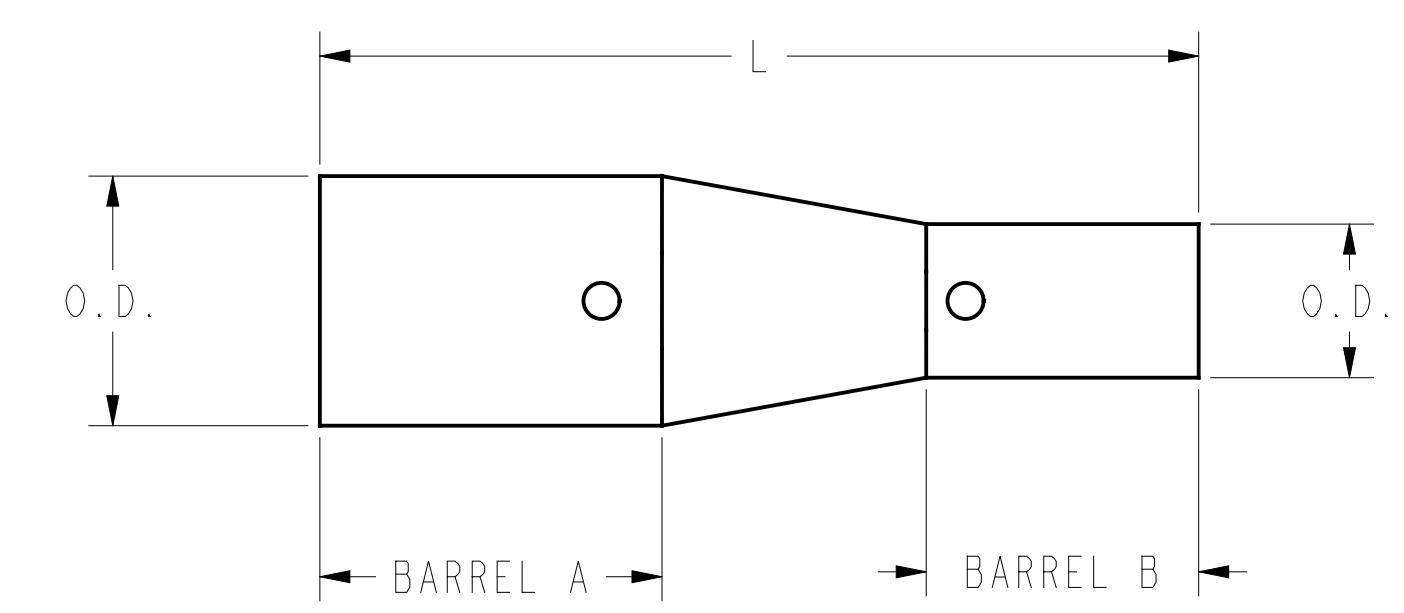
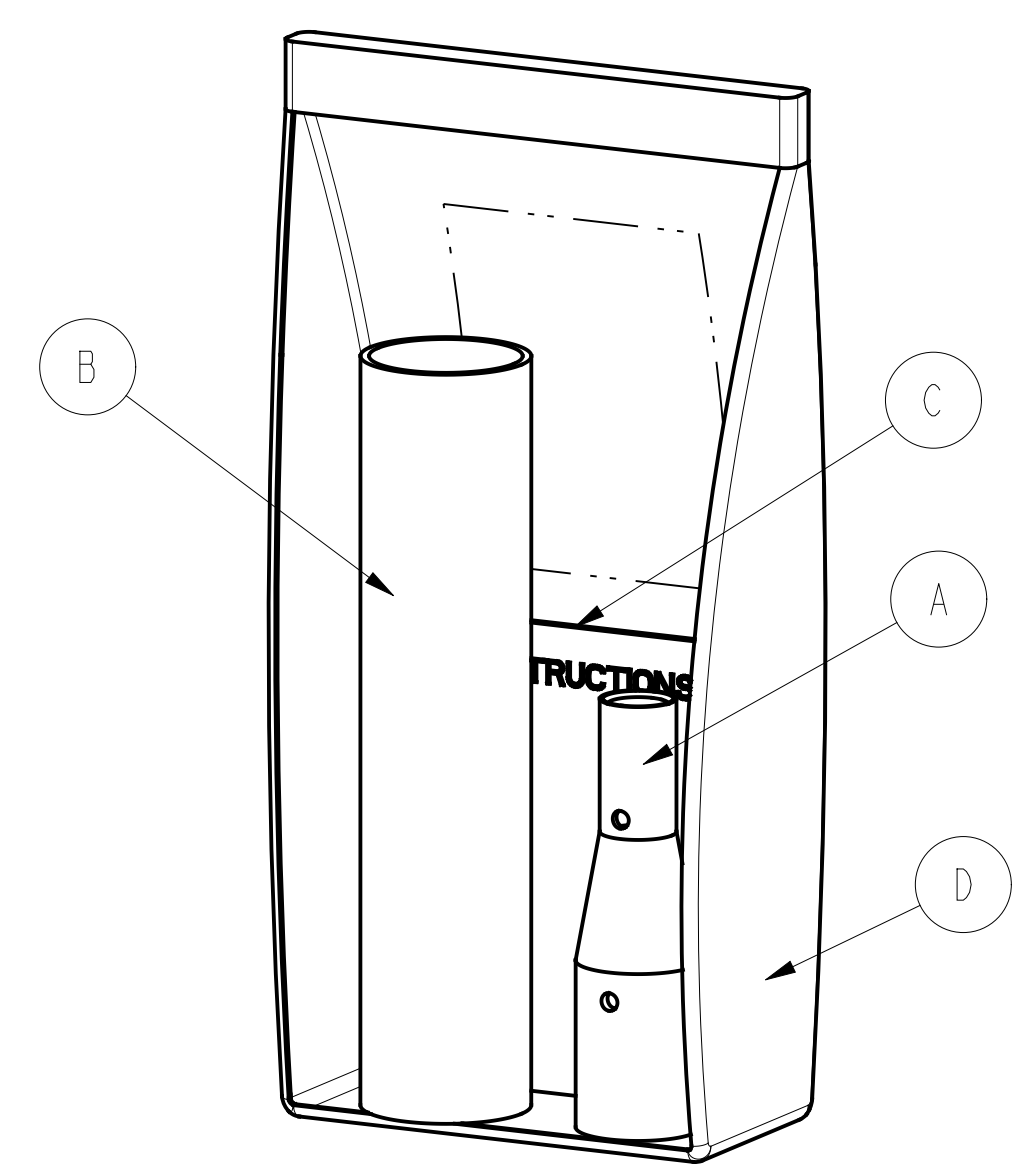
C	CATALOG NUMBER	INSTALLATION TOOLING (# CRIMPS)		INSTALLATION TOOLING (# CRIMPS)		INSTALLATION TOOLING (# CRIMPS)		INSTALLATION TOOLING (# CRIMPS)	
	CLEAR HEAT SHRINK BURNDY® TELECOM KIT STANDARD BARREL	HYDRAULIC		HYDRAULIC		MECHANICAL		DIELESS	
		Y35, Y39, Y750, PAT750, Y46, PAT46	BARREL A	BARREL B	PAT600, Y500CHS	BARREL A	BARREL B	OUR840, MD7-34R	BARREL A
	YSR34FX28LTCKITC	U32RT (2)	U28RT (1)	W32VT(2) / W32RT(2)	W28VT(2) / W28RT(2) / X28RT(3)	W32VT (2)	W28VT(2) / W28RT(2) / X28RT(2)	Y644MBH(1) / PAT644M(1)	MY29-11(1) / MRC840(2) / Y644MBH(1)
	YSR3431LTCKITC	U34RT(2)/U31ART(2)	U31RT (2)	W34VT(2) / W34RT(2)	W31VT(2) / W31RT(2)	W34VT (2)	W31VT (2)	Y644MBH(1) / PAT644M(1)	Y644MBH(1) / PAT644M(1)
	YSR3428LTCKITC	U34RT(2)/U31ART(2)	U28RT (1)	W34VT(2) / W34RT(2)	W28VT(2) / W28RT(2) / X28RT(3)	W34VT (2)	W28VT(2) / W28RT(2) / X28RT(3)	Y644MBH(1) / PAT644M(1)	MY29-11(1) / MRC840(2) / Y644MBH(1)
	YSR3425FXTLTKITC	U34RT(2)/U31ART(2)	U25RT (1)	W34VT(2) / W34RT(2)	W25VT(2) / W25RT(2) / X25RT(2)	W34VT (2)	W25VT(2) / W25RT(2) / X25RT(2)	Y644MBH(1) / PAT644M(1)	MY29-11(1) / Y644MBH(1)
	YSR34FX28FXTLTKITC	U32RT (2)	U28RT (1)	W32VT(2) / W32RT(2)	W28VT(2) / W28RT(2) / X28RT(3)	W32VT (2)	W28VT(2) / W28RT(2) / X28RT(2)	Y644MBH(1) / PAT644M(1)	MY29-11(1) / Y644MBH(1)
	YSR34FX25FXTLTKITC	U32RT (2)	U25RT (1)	W32VT(2) / W32RT(2)	W25VT(2) / W25RT(2) / X25RT(2)	W32VT (2)	W25VT(2) / W25RT(2) / X25RT(2)	Y644MBH(1) / PAT644M(1)	MY29-11(1) / Y644MBH(1)
	YSR34FX26FXTLTKITC	U32RT (1)	U26RT (1)	W32VT(2) / W32RT(2)	W26VT(2) / W26RT(2) / X26RT(2)	W32VT (2)	W26VT(2) / W26RT(2) / X26RT(2)	Y644MBH(1) / PAT644M(1)	MY29-11(1) / Y644MBH(1)
	YSR3429FXTLTKITC	U34RT(2)/U31ART(2)	U29RT (1)	W34VT(2) / W34RT(2)	W29VT(2) / W29RT(2) / X29RT(4)	W34VT (2)	W29VT (2) / X29RT (4)	Y644MBH(1) / PAT644M(1)	Y644MBH(1) / PAT644M(1)
	YSR3434FXTLTKITC	U34RT(2)/U31ART(2)	U32RT (2)	W34VT(2) / W34RT(2)	W32VT(2) / W32RT(2)	W34VT (2)	W34VT (2)	Y644MBH(1) / PAT644M(1)	Y644MBH(1) / PAT644M(1)
	YSR34FX6CFXTLTKITC	U32RT (2)	U5CRT (1)	W32VT(2) / W32RT(2)	W5CVT (1) / W5CRT (1) / X5CRT (1)	W32VT (2)	W5CVT (1) / W5CRT (1) / X5CRT (1)	Y644MBH(1) / PAT644M(1)	YIMRTC (1) / MY29-11 (1) / Y644MBH(1) / Y122CMR(1)
	YSR34FX4CFXTLTKITC	U32RT (2)	U4CRT (1)	W32VT(2) / W32RT(2)	W4CVT (1) / W4CRT (1) / X4CRT (1)	W32VT (2)	W4CVT (1) / W4CRT (1) / X4CRT (1)	Y644MBH(1) / PAT644M(1)	YIMRTC (2) / MY29-11 (1) / Y644MBH(1) / Y122CMR(2)
	YSR34FX2CFXTLTKITC	U32RT (2)	U2CRT (1)	W32VT(2) / W32RT(2)	W2CVT (1) / W2CRT (1) / X2CRT (1)	W32VT (2)	W2CVT (1) / W2CRT (1) / X2CRT (1)	Y644MBH(1) / PAT644M(1)	YIMRTC (2) / MY29-11 (1) / Y644MBH(1) / Y122CMR(2)
	YSR34FX29FXTLTKITC	U32RT (2)	U29RT (1)	W32VT(2) / W32RT(2)	W29VT(2) / W29RT(2) / X29RT(4)	W32VT (2)	W29VT (2) / X29RT (4)	Y644MBH(1) / PAT644M(1)	Y644MBH(1) / PAT644M(1)
	YSR34FX31LTCKITC	U32RT (2)	U31RT (2)	W32VT(2) / W32RT(2)	W31VT(2) / W31RT(2)	W32VT (2)	W31VT (2)	Y644MBH(1) / PAT644M(1)	Y644MBH(1) / PAT644M(1)
	YSR3426FXTLTKITC	U34RT(2)/U31ART(2)	U26RT (1)	W34VT(2) / W34RT(2)	W26VT(2) / W26RT(2) / X26RT(2)	W34VT (2)	W26VT(2) / W26RT(2) / X26RT(2)	Y644MBH(1) / PAT644M(1)	MY29-11(1) / Y644MBH(1)
	YSR3428FXTLTKITC	U34RT(2)/U31ART(2)	U28RT (1)	W34VT(2) / W34RT(2)	W28VT(2) / W28RT(2) / X28RT(4)	W34VT (2)	W28VT(2) / W28RT(2) / X28RT(4)	Y644MBH(1) / PAT644M(1)	MY29-11(1) / MRC840(2) / Y644MBH(1)

NOTE: THAT THERE ARE A VARIETY OF BURNDY® INSTALLATION TOOLS AVAILABLE, AND NOT ALL ARE LISTED. IF YOU HAVE QUESTIONS REGARDING TOOLING, PLEASE CONTACT OUR "CUSTOMER SERVICE DEPARTMENT" AT 1-800-346-4175.

KIT		
ITEM	DESCRIPTION	QTY.
A	ELECTRO-TIN PLATED COPPER COMPRESSION CONNECTOR (SEE NOTE 1)	1
B	HEAT SHRINK TUBING (SEE NOTE 2)	1
C	MULTILINGUAL INSTALLATION INSTRUCTION SHEET (SEE NOTE 3)	1
D	PLASTIC BAG WITH LABELING AND PRODUCT IDENTIFIER	1

NOTES:

- ELECTRO-TIN PLATED COPPER COMPRESSION REDUCER/SPLICE; WITH A THROUGH HOLE FOR CABLE INSPECTION ON EACH SIDE; COLOR CODE, WIRE STRIP LENGTH AND CRIMP PLACEMENT INDICATIONS ARE INCLUDED. STANDARD BARRELS LISTED UL 486A.
- HEAT SHRINK TUBING: CLEAR - POLYVINYL CHLORIDE - LISTED UL 224, VW-1 RATING. (VERTICAL WIRE FLAME TEST) - PASSES TELCORDIA GR-347-CORE "ABRASION TEST".
- EACH KIT IS PACKED IN A SEALED PLASTIC BAG INCLUDING THE INSTALLATION INSTRUCTIONS IN ENGLISH, FRENCH AND SPANISH.
- SEE TABLE FOR SPECIFIC KIT CATALOG NUMBER.
- FOR SPECIFIC APPLICATION TOOLS AND DIES, SEE ABOVE TOOLING TABLE.
- USE PUADP-1 ADAPTOR FOR "U" DIES IN Y46 AND PAT46 SERIES TOOLS.
- THESE ITEMS WILL BE PROVIDED WITH 2 HEAT SHRINK TUBINGS TO BE INSTALLED. ONE WILL OVERLAP THE OTHER. INSTALL THE SMALLER FIRST AND LARGER SECOND.



TO ORDER BURNDY® PRODUCTS CALL
 UNITED STATES
 1-800-346-4175 (LONDONDERRY, NH)
 CANADA:
 1-800-361-6975 (QUEBEC)
 1-800-387-6487 (ALL OTHER PROVINCES)
 FOR PRODUCT INFO: <http://www.burndy.com>

COMPRESSION COPPER REDUCER / SPLICE KIT	
ITEM NO: --	SCALE: 1:1
CAT. NO: (SEE TABLE)	DRAWING NO: 10021428
DRAWN BY: T. FAUCHER 4/8/2003	REVISION: AE
CHECKER: M. TIJERINA 4/9/2003	SHEET 13 OF 16
DSN APPVL: M. TIJERINA 4/9/2003	
MFG APPVL: R. PHELPS 3/19/2003	
QA APPVL: J. BRODEUR 3/20/2003	
MKT APPVL: R. ROBICHEAU 3/6/2003	
PROD FAM: CM&R COMPRESSION	
PROJECT #: --	
DOCUMENT TYPE: Sales	
REL LEVEL: Released	

REV: PE0200

WIRE RANGE				CATALOG NUMBER	CONNECTOR				WIRE STRIP LENGTH		DIMENSIONS					
BARREL A		BARREL B		CLEAR HEAT SHRINK BURNDY® TELECOM KIT STANDARD BARREL	COLOR CODE		DIE INDEX		BARREL A	BARREL B	TOLERANCES ± .07°		TOLERANCES ± .01			
AWG	MM ²	AWG	MM ²		BARREL A	BARREL B	BARREL A	BARREL B			BARREL A	BARREL B	L	BARREL "A" O.D.	BARREL "B" O.D.	
500 kcmil FLEX	300 mm ² FLEX	350 kcmil STR	185 mm ² STR		YSR38FX31LTCKITC	PINK	RED	L99	18	1.77	1.41	1.88	1.49	4.33	1.25	.88
500 kcmil FLEX	300 mm ² FLEX	470 AWG STR	~ ~ ~	YSR38FX28LTCKITC	PINK	PURPLE	L99	15	1.77	1.24	1.88	1.30	4.62	1.25	.69	
500 kcmil FLEX	300 mm ² FLEX	270 AWG FLEX-STR	70 mm ² STR-FLEX	YSR38FX26FLTCKITC	PINK	BLACK	L99	13	1.77	1.09	1.88	1.13	4.62	1.25	.63	
500 kcmil FLEX	300 mm ² FLEX	470 AWG FLEX CLASS I, K, M	~ ~ ~	YSR38FX29FLTCKITC	PINK	YELLOW	L99	16	1.77	1.38	1.88	1.44	4.48	1.25	.80	
500 kcmil FLEX	300 mm ² FLEX	300 kcmil STR	150 mm ² STR	YSR38FX30LTCKITC	PINK	WHITE	L99	17 OR 298	1.77	1.24	1.88	1.30	4.20	1.25	.81	
500 kcmil FLEX	300 mm ² FLEX	350 kcmil FLEX	240 mm ² FLEX	YSR38FX34FLTCKITC	PINK	BLUE	L99	19 OR L80	1.77	1.60	1.88	1.69	4.06	1.25	1.06	
500 kcmil FLEX	300 mm ² FLEX	500 kcmil STR	240 mm ² STR	YSR38FX34LTCKITC	PINK	BROWN	L99	20	1.77	1.60	1.88	1.69	4.06	1.25	1.06	
500 kcmil FLEX	300 mm ² FLEX	250 kcmil STR	~ ~ ~	YSR38FX29LTCKITC	PINK	YELLOW	L99	16	1.77	1.38	1.88	1.44	4.67	1.25	.75	
500 kcmil FLEX	300 mm ² FLEX	470 AWG FLEX	120 mm ² STR-FLEX	YSR38FX28FLTCKITC	PINK	PURPLE	L99	15	1.77	1.36	1.88	1.40	4.60	1.25	.77	

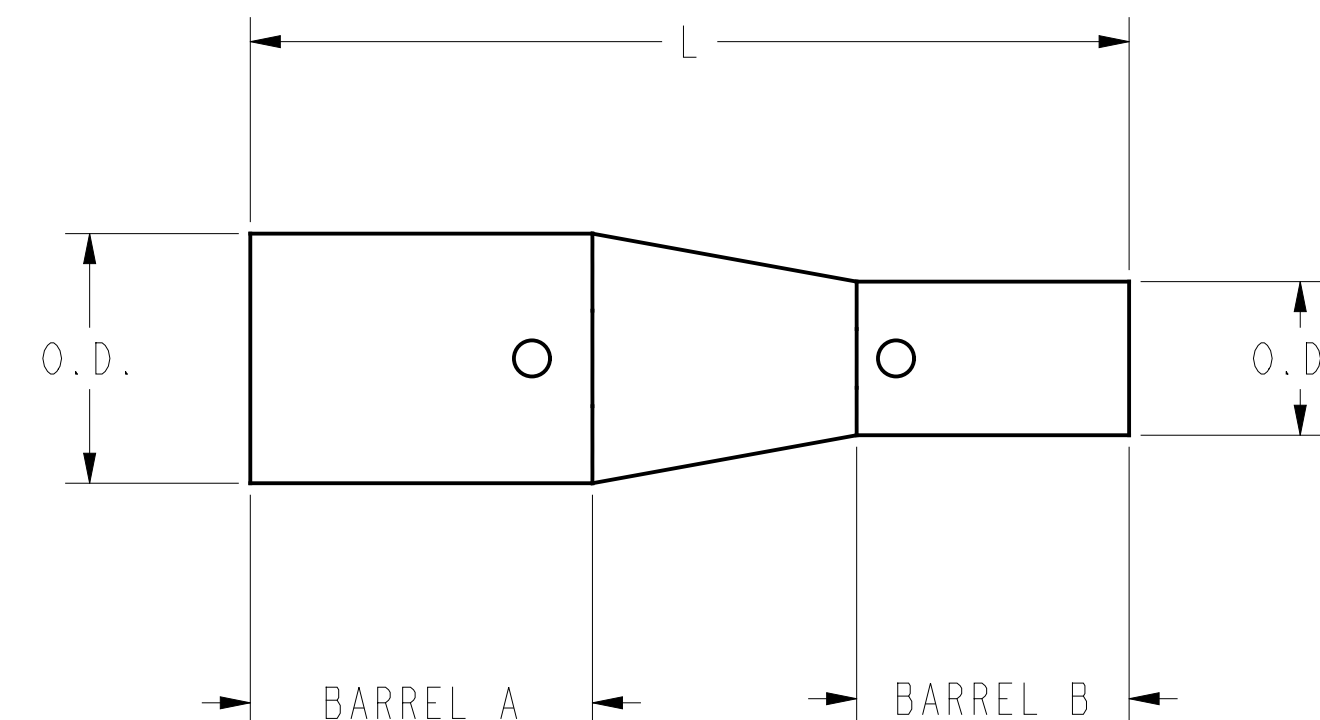
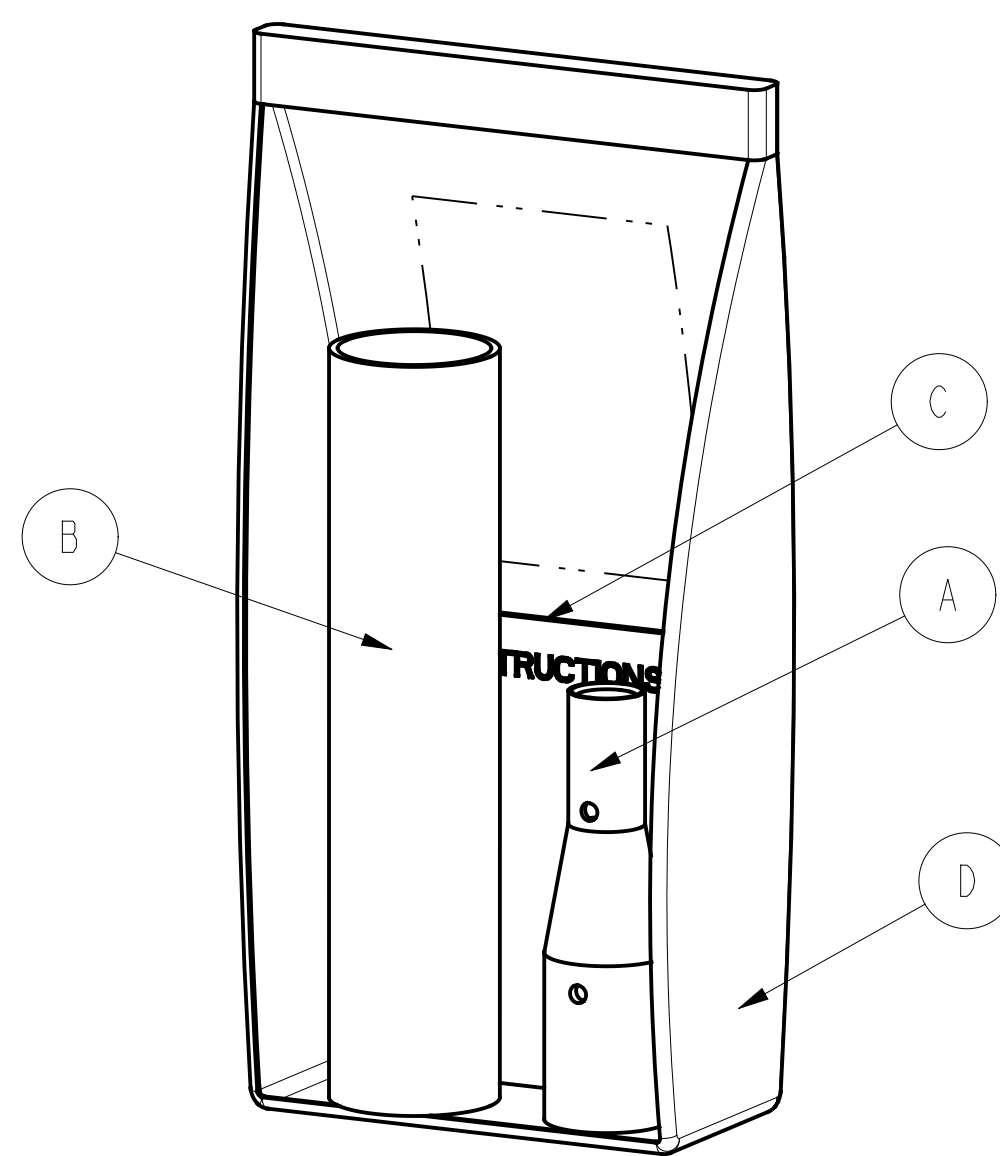
REV	DATE	DESCRIPTION	ECO	BY	CHK.
AE	2019-03-14 01:00:00 EDT	UPDATED AS PER THE MARKUP	51065	RB	VS

INSTALLATION TOOLING (STANDARD BARREL)

CATALOG NUMBER	INSTALLATION TOOLING (# CRIMPS)		INSTALLATION TOOLING (# CRIMPS)		INSTALLATION TOOLING (# CRIMPS)		INSTALLATION TOOLING (# CRIMPS)	
CLEAR HEAT SHRINK BURNDY® TELECOM KIT STANDARD BARREL	HYDRAULIC		HYDRAULIC		MECHANICAL		DIELESS	
	Y35, Y39, Y750, PAT750, Y46, PAT46		PAT600, Y500C7HS		OUR840, MD7-34R			
	BARREL A	BARREL B	BARREL A	BARREL B	BARREL A	BARREL B	BARREL A	BARREL B
YSR38FX31LTCKITC	U38XRT (2)	U31RT (2)	N/A	W31VT(2) / W31RT(2)	N/A	W31VT (2)	Y644MBH(1) / PAT644M(1)	Y644MBH(1) / PAT644M(1)
YSR38FX28LTCKITC	U38XRT (2)	U28RT (1)	N/A	W28VT(2) / W28RT(2) / X28RT(3)	N/A	W28VT(2) / W28RT(2) / X28RT(3)	Y644MBH(1) / PAT644M(1)	MY29-11(1) / MRC840(2) / Y644MBH(1)
YSR38FX26FLTCKITC	U38XRT (2)	U26RT (1)	N/A	W26VT(2) / W26RT(2) / X26RT(2)	N/A	W26VT(2) / W26RT(2) / X26RT(2)	Y644MBH(1) / PAT644M(1)	MY29-11(1) / Y644MBH(1)
YSR38FX29FLTCKITC	U38XRT (2)	U29RT (1)	N/A	W29VT(2) / W29RT(2) / X29RT(4)	N/A	W29VT (2) / X29RT (4)	Y644MBH(1) / PAT644M(1)	Y644MBH(1) / PAT644M(1)
YSR38FX30LTCKITC	U38XRT (2)	U30RT (2)	N/A	W30VT(2) / W30RT(2)	N/A	W30VT (2)	Y644MBH(1) / PAT644M(1)	Y644MBH(1) / PAT644M(1)
YSR38FX34FLTCKITC	U38XRT (2)	U32RT (2)	N/A	W32VT(2) / W32RT(2)	N/A	W32VT (2)	Y644MBH(1) / PAT644M(1)	Y644MBH(1) / PAT644M(1)
YSR38FX34LTCKITC	U38XRT (2)	U34RT (2)	N/A	W34VT(2) / W34RT(2)	N/A	W34VT (2)	Y644MBH(1) / PAT644M(1)	Y644MBH(1) / PAT644M(1)
YSR38FX29LTCKITC	U38XRT (2)	U29RT (1)	N/A	W29VT(2) / W29RT(2) / X29RT(4)	N/A	W29VT (2) / X29RT (4)	Y644MBH(1) / PAT644M(1)	Y644MBH(1) / PAT644M(1)
YSR38FX28FLTCKITC	U38XRT (2)	U28RT (1)	N/A	W28VT(2) / W28RT(2) / X28RT(4)	N/A	W28VT(2) / W28RT(2) / X28RT(4)	Y644MBH(1) / PAT644M(1)	MY29-11(1) / MRC840(2) / Y644MBH(1)

NOTE: THAT THERE ARE A VARIETY OF BURNDY® INSTALLATION TOOLS AVAILABLE, AND NOT ALL ARE LISTED. IF YOU HAVE QUESTIONS REGARDING TOOLING, PLEASE CONTACT OUR "CUSTOMER SERVICE DEPARTMENT" AT 1-800-346-4175.

KIT		
ITEM	DESCRIPTION	QTY.
A	ELECTRO-TIN PLATED COPPER COMPRESSION CONNECTOR (SEE NOTE 1)	1
B	HEAT SHRINK TUBING (SEE NOTE 2)	1
C	MULTILINGUAL INSTALLATION INSTRUCTION SHEET (SEE NOTE 3)	1
D	PLASTIC BAG WITH LABELING AND PRODUCT IDENTIFIER	1



NOTES:

- ELECTRO-TIN PLATED COPPER COMPRESSION REDUCER/SPLICE; WITH A THROUGH HOLE FOR CABLE INSPECTION ON EACH SIDE; COLOR CODE, WIRE STRIP LENGTH AND CRIMP PLACEMENT INDICATIONS ARE INCLUDED. STANDARD BARRELS LISTED UL 486A.
 - HEAT SHRINK TUBING:
CLEAR - POLYVINYL CHLORIDE - LISTED UL 224, VW-1 RATING. (VERTICAL WIRE FLAME TEST)
- PASSES TELCORDIA GR-347-CORE "ABRASION TEST".
 - EACH KIT IS PACKED IN A SEALED PLASTIC BAG INCLUDING THE INSTALLATION INSTRUCTIONS IN ENGLISH, FRENCH AND SPANISH.
 - SEE TABLE FOR SPECIFIC KIT CATALOG NUMBER.
 - FOR SPECIFIC APPLICATION TOOLS AND DIES, SEE ABOVE TOOLING TABLE.
- 6 USE PUADP-1 ADAPTOR FOR "U" DIES IN Y46 AND PAT46 SERIES TOOLS.

TO ORDER BURNDY® PRODUCTS CALL		COMPRESSION COPPER REDUCER / SPLICE KIT	
UNITED STATES 1-800-346-4175 (LONDONDERRY, NH)		ITEM NO: --	SCALE: 1:1
CANADA: 1-800-361-6975 (QUEBEC) 1-800-387-6487 (ALL OTHER PROVINCES)		CAT. NO: (SEE TABLE)	BURNDY
FOR PRODUCT INFO: http://www.burndy.com		DRAWN BY: T. FAUCHER 4/8/2003	
		CHECKER: M. TIJERINA 4/9/2003	
		DSN APPVL: M. TIJERINA 4/9/2003	
		MFG APPVL: R. PHELPS 3/19/2003	PROJECT #: --
		GA APPVL: J. BRODEUR 3/20/2003	SIZE: D
		MKT APPVL: R. ROBICHEAU 3/6/2003	10021428
		PROD FAM: CM&R COMPRESSION	SHEET 14 OF 16
		DOCUMENT TYPE: Sales	AE
		REL LEVEL: Released	

REV: PEO200

DRAWING NO. 10021428		7		6		5		4		3		2		1								
WIRE RANGE				CATALOG NUMBER				CONNECTOR				DIMENSIONS				REV	DATE	DESCRIPTION	ECO	BY	C'H'K.	
BARREL A		BARREL B		CLEAR HEAT SHRINK BURNDY® TELECOM KIT STANDARD BARREL				COLOR CODE		DIE INDEX		WIRE STRIP LENGTH		TOLERANCES ± .07°		TOLERANCES ± .01						
AWG	MM ²	AWG	MM ²	BARREL A	BARREL B	BARREL A	BARREL B	BARREL A	BARREL B	BARREL A	BARREL B	BARREL A	BARREL B	L	BARREL "A" O.D.	BARREL "B" O.D.						
750 kcmil STR	~ ~ ~	350 kcmil STR	185 mm ² STR	YSR3931LTCKITC		BLACK	RED	24	18	1.67	1.41	1.78	1.49	4.36	1.30	.88						
750 kcmil STR	~ ~ ~	4/0 AWG STR	~ ~ ~	YSR3928LTCKITC		BLACK	PURPLE	24	15	1.67	1.24	1.78	1.30	4.65	1.30	.69						
750 kcmil STR	~ ~ ~	350 kcmil FLEX	240 mm ² FLEX	YSR3934FLTKITC		BLACK	BLUE	24	19 OR L80	1.67	1.60	1.78	1.69	4.09	1.30	1.06						
750 kcmil STR	~ ~ ~	4/0 AWG FLEX CLASS I, K, M	~ ~ ~	YSR3929FLTKITC		BLACK	YELLOW	24	16	1.67	1.38	1.78	1.44	4.59	1.30	.80						
750 kcmil STR	~ ~ ~	300 kcmil STR	150 mm ² STR	YSR3930LTCKITC		BLACK	WHITE	24	17 OR 298	1.67	1.24	1.78	1.30	4.23	1.30	.81						
750 kcmil STR	~ ~ ~	500 kcmil FLEX	300 mm ² FLEX	YSR3938FLTKITC		BLACK	PINK	24	L99	1.67	1.77	1.78	1.88	3.79	1.30	1.25						
750 kcmil STR	~ ~ ~	500 kcmil STR	240 mm ² STR	YSR3934LTCKITC		BLACK	BROWN	24	20	1.67	1.60	1.78	1.69	4.09	1.30	1.06						
750 kcmil STR	~ ~ ~	750 kcmil STR	~ ~ ~	YSR3939LTCKITC		BLACK	BLACK	24	24	1.67	1.67	1.78	1.78	4.13	1.30	1.30						
750 kcmil STR	~ ~ ~	250 kcmil STR	~ ~ ~	YSR3929LTCKITC		BLACK	YELLOW	24	16	1.67	1.38	1.78	1.44	4.71	1.30	.75						
750 kcmil STR	~ ~ ~	4/0 AWG FLEX	120 mm ² STR-FLEX	YSR3928FLTKITC		BLACK	PURPLE	24	15	1.67	1.36	1.78	1.40	4.64	1.30	.77						

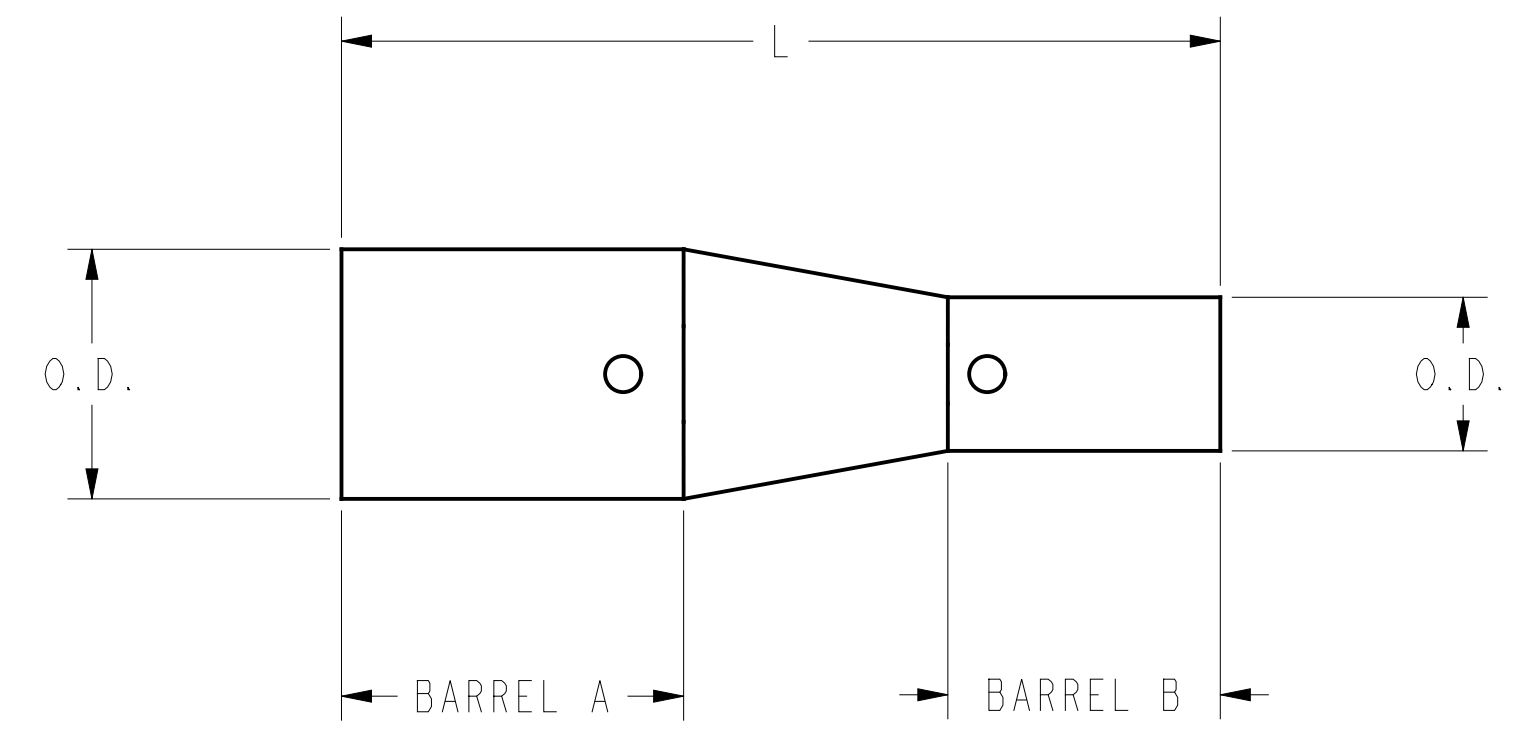
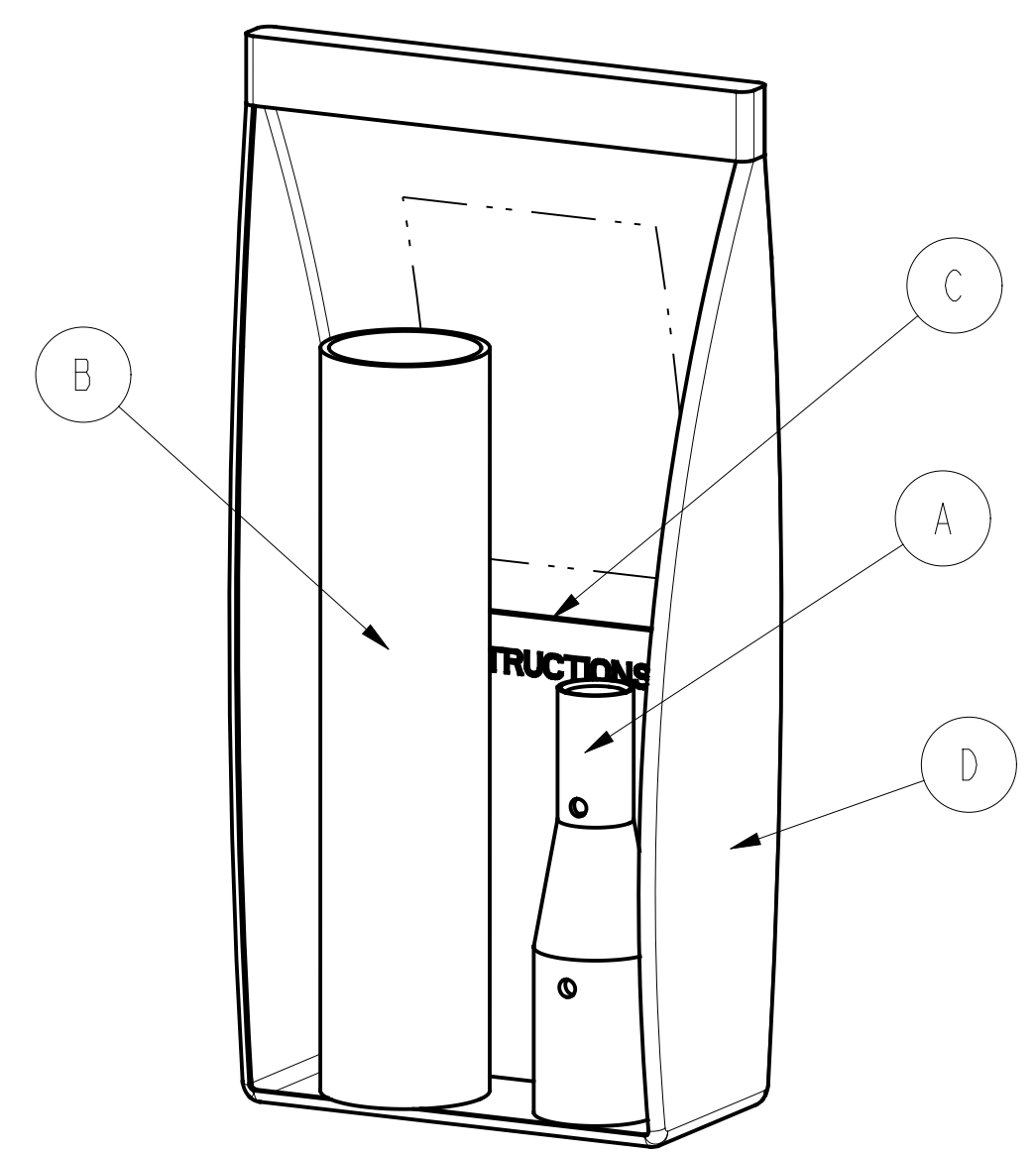
REV	DATE	DESCRIPTION	ECO	BY	C'H'K.
AE	2019-03-14 01:00:00 EDT	UPDATED AS PER THE MARKUP	51065	RB	VS

INSTALLATION TOOLING (STANDARD BARREL)

CATALOG NUMBER	INSTALLATION TOOLING (# CRIMPS)		INSTALLATION TOOLING (# CRIMPS)		INSTALLATION TOOLING (# CRIMPS)		INSTALLATION TOOLING (# CRIMPS)	
CLEAR HEAT SHRINK BURNDY® TELECOM KIT STANDARD BARREL	HYDRAULIC		HYDRAULIC		MECHANICAL		DIELESS	
	Y35, Y39, Y750, PAT750, Y46, PAT46		PAT600, Y500CTHS		OUR840, MD7-34R			
	BARREL A	BARREL B	BARREL A	BARREL B	BARREL A	BARREL B	BARREL A	BARREL B
YSR3931LTCKITC	U39RT(2)/P39RT(2)	U3IRT (2)	N/A	W31VT(2) / W3IRT(2)	N/A	W31VT (2)	Y644MBH(1) / PAT644M(1)	Y644MBH(1) / PAT644M(1)
YSR3928LTCKITC	U39RT(2)/P39RT(2)	U28RT (1)	N/A	W28VT(2) / W28RT(2) / X28RT(3)	N/A	W28VT(2) / W28RT(2) / X28RT(3)	Y644MBH(1) / PAT644M(1)	MY29-11(1) / MRC840(2) / Y644MBH(1)
YSR3934FLTKITC	U39RT(2)/P39RT(2)	U32RT (2)	N/A	W32VT(2) / W32RT(2)	N/A	W32VT(2)	Y644MBH(1) / PAT644M(1)	Y644MBH(1) / PAT644M(1)
YSR3929FLTKITC	U39RT(2)/P39RT(2)	U29RT (1)	N/A	W29VT(2) / W29RT(2) / X29RT(4)	N/A	W29VT(2) / X29RT(4)	Y644MBH(1) / PAT644M(1)	Y644MBH(1) / PAT644M(1)
YSR3930LTCKITC	U39RT(2)/P39RT(2)	U30RT (2)	N/A	W30VT(2) / W30RT(2)	N/A	W30VT(2)	Y644MBH(1) / PAT644M(1)	Y644MBH(1) / PAT644M(1)
YSR3938FLTKITC	U39RT(2)/P39RT(2)	U38XRT (2)	N/A	N/A	N/A	N/A	Y644MBH(1) / PAT644M(1)	Y644MBH(1) / PAT644M(1)
YSR3934LTCKITC	U39RT(2)/P39RT(2)	U34RT (2)	N/A	W34VT(2) / W34RT(2)	N/A	W34VT(2)	Y644MBH(1) / PAT644M(1)	Y644MBH(1) / PAT644M(1)
YSR3939LTCKITC	U39RT(2)/P39RT(2)	U39RT (2) / P39RT (2)	N/A	N/A	N/A	N/A	Y644MBH(1) / PAT644M(1)	Y644MBH(1) / PAT644M(1)
YSR3929LTCKITC	U39RT(2)/P39RT(2)	U29RT (1)	N/A	W29VT(2) / W29RT(2) / X29RT(4)	N/A	W29VT(2) / X29RT(4)	Y644MBH(1) / PAT644M(1)	Y644MBH(1) / PAT644M(1)
YSR3928FLTKITC	U39RT(2)/P39RT(2)	U28RT (1)	N/A	W28VT(2) / W28RT(2) / X28RT(4)	N/A	W28VT(2) / W28RT(2) / X28RT(4)	Y644MBH(1) / PAT644M(1)	MY29-11(1) / MRC840(2) / Y644MBH(1)

NOTE: THAT THERE ARE A VARIETY OF BURNDY® INSTALLATION TOOLS AVAILABLE, AND NOT ALL ARE LISTED. IF YOU HAVE QUESTIONS REGARDING TOOLING, PLEASE CONTACT OUR "CUSTOMER SERVICE DEPARTMENT" AT 1-800-346-4175.

KIT		
ITEM	DESCRIPTION	QTY.
A	ELECTRO-TIN PLATED COPPER COMPRESSION CONNECTOR (SEE NOTE 1)	1
B	HEAT SHRINK TUBING (SEE NOTE 2)	1
C	MULTILINGUAL INSTALLATION INSTRUCTION SHEET (SEE NOTE 3)	1
D	PLASTIC BAG WITH LABELING AND PRODUCT IDENTIFIER	1



- NOTES:
- ELECTRO-TIN PLATED COPPER COMPRESSION REDUCER/SPLICE; WITH A THROUGH HOLE FOR CABLE INSPECTION ON EACH SIDE; COLOR CODE, WIRE STRIP LENGTH AND CRIMP PLACEMENT INDICATIONS ARE INCLUDED. STANDARD BARRELS LISTED UL 486A.
 - HEAT SHRINK TUBING:
CLEAR - POLYVINYL CHLORIDE - LISTED UL 224, VW-1 RATING. (VERTICAL WIRE FLAME TEST)
- PASSES TELCORDIA GR-347-CORE "ABRASION TEST".
 - EACH KIT IS PACKED IN A SEALED PLASTIC BAG INCLUDING THE INSTALLATION INSTRUCTIONS IN ENGLISH, FRENCH AND SPANISH.
 - SEE TABLE FOR SPECIFIC KIT CATALOG NUMBER.
 - FOR SPECIFIC APPLICATION TOOLS AND DIES, SEE ABOVE TOOLING TABLE.
- 6 USE PUADP-1 ADAPTOR FOR "U" DIES IN Y46 AND PAT46 SERIES TOOLS.

TO ORDER BURNDY® PRODUCTS CALL		COMPRESSION COPPER REDUCER / SPLICE KIT	
UNITED STATES 1-800-346-4175 (LONDONDERRY, NH)		ITEM NO: --	SCALE: 1:1
CANADA: 1-800-361-6975 (QUEBEC) 1-800-387-6487 (ALL OTHER PROVINCES)		CAT. NO: (SEE TABLE)	DRAWING NO: 10021428
FOR PRODUCT INFO: http://www.burndy.com		DRAWN BY: T. FAUCHER 4/8/2003	REV: AE
		CHECKER: M. TIJERINA 4/9/2003	
		DSN APPVL: M. TIJERINA 4/9/2003	
		MFG APPVL: R. PHELPS 3/19/2003	
		QA APPVL: J. BRODEUR 3/20/2003	
		MKT APPVL: R. ROBICHEAU 3/6/2003	
		PROD FAM: CM&R COMPRESSION	
		PROJECT #: --	
		DOCUMENT TYPE: Sales	
		REL LEVEL: Released	

REV: PEO200

DRAWING NO. 10021428		7		6		5		4		3		2		1									
WIRE RANGE				CATALOG NUMBER				CONNECTOR				DIMENSIONS				REV	DATE	DESCRIPTION	ECO	BY	C'H'K.		
BARREL A		BARREL B		CLEAR HEAT SHRINK BURNDY TELECOM KIT STANDARD BARREL				COLOR CODE		DIE INDEX		WIRE STRIP LENGTH		TOLERANCES ± .07°		TOLERANCES ± .01		AE	2019-03-14 01:00:00 EDT	UPDATED AS PER THE MARKUP	51065	RB	VS
AWG	MM ²	AWG	MM ²	BARREL A	BARREL B	BARREL A	BARREL B	BARREL A	BARREL B	BARREL A	BARREL B	BARREL A	BARREL B	L	BARREL "A" O.D.	BARREL "B" O.D.							
750 kcmil FLEX	500 mm ² FLEX	750 kcmil STR	~ ~ ~	YSR44FX39LTCKITC		YELLOW	BLACK	L115	24	1.96	1.67	2.09	1.78	4.38	1.50	1.30							
750 kcmil FLEX	500 mm ² FLEX	500 mm ² STR	240 mm ² STR	YSR44FX34LTCKITC		YELLOW	BROWN	L115	20	1.96	1.60	2.09	1.69	4.91	1.50	1.06							
750 kcmil FLEX	500 mm ² FLEX	350 kcmil STR	185 mm ² STR	YSR44FX31LTCKITC		YELLOW	RED	L115	18	1.96	1.41	2.09	1.49	5.18	1.50	.88							
750 kcmil FLEX	500 mm ² FLEX	4/0 AWG FLEX CLASS I, K, M	~ ~ ~	YSR44FX29FLTCKITC		YELLOW	YELLOW	L115	16	1.96	1.38	2.09	1.44	5.33	1.50	.80							
750 kcmil FLEX	500 mm ² FLEX	4/0 AWG STR	~ ~ ~	YSR44FX28LTCKITC		YELLOW	PURPLE	L115	15	1.96	1.24	2.09	1.30	5.27	1.50	.69							
750 kcmil FLEX	500 mm ² FLEX	300 kcmil STR	150 mm ² STR	YSR44FX30LTCKITC		YELLOW	WHITE	L115	17 OR 298	1.96	1.24	2.09	1.30	5.01	1.50	.81							
750 kcmil FLEX	500 mm ² FLEX	350 kcmil FLEX	240 mm ² FLEX	YSR44FX34FLTCKITC		YELLOW	BLUE	L115	19 OR L80	1.96	1.60	2.09	1.69	4.91	1.50	1.06							
750 kcmil FLEX	500 mm ² FLEX	500 kcmil FLEX	300 mm ² FLEX	YSR44FX38FLTCKITC		YELLOW	PINK	L115	L99	1.96	1.77	2.09	1.60	4.61	1.50	1.25							
750 kcmil FLEX	500 mm ² FLEX	250 kcmil STR	~ ~ ~	YSR44FX29LTCKITC		YELLOW	YELLOW	L115	16	1.96	1.38	2.09	1.44	5.53	1.50	.75							
750 kcmil FLEX	500 mm ² FLEX	4/0 AWG FLEX	120 mm ² STR-FLEX	YSR44FX28FLTCKITC		YELLOW	PURPLE	L115	15	1.96	1.36	2.09	1.40	5.46	1.50	.77							

INSTALLATION TOOLING (STANDARD BARREL)

CATALOG NUMBER	INSTALLATION TOOLING (# CRIMPS)		INSTALLATION TOOLING (# CRIMPS)		INSTALLATION TOOLING (# CRIMPS)		INSTALLATION TOOLING (# CRIMPS)	
CLEAR HEAT SHRINK BURNDY® TELECOM KIT STANDARD BARREL	HYDRAULIC		HYDRAULIC		MECHANICAL		DIELESS	
	Y35, Y39, Y750, PAT750, Y46, PAT46		PAT600, Y500CTHS		OUR840, MD7-34R			
	BARREL A	BARREL B	BARREL A	BARREL B	BARREL A	BARREL B	BARREL A	BARREL B
YSR44FX39LTCKITC	U44XRT (2)	U39RT(2)/P39RT(2)	N/A	N/A	N/A	N/A	Y644MBH(1) / PAT644M(1)	Y644MBH(1) / PAT644M(1)
YSR44FX34LTCKITC	U44XRT (2)	U34RT (2)	N/A	W34VT(2) / W34RT(2)	N/A	W34VT (2)	Y644MBH(1) / PAT644M(1)	Y644MBH(1) / PAT644M(1)
YSR44FX31LTCKITC	U44XRT (2)	U31RT (2)	N/A	W31VT(2) / W31RT(2)	N/A	W31VT (2)	Y644MBH(1) / PAT644M(1)	Y644MBH(1) / PAT644M(1)
YSR44FX29FLTCKITC	U44XRT (2)	U29RT (1)	N/A	W29VT(2) / W29RT(2) / X29RT(4)	N/A	W29VT (2) / X29RT (4)	Y644MBH(1) / PAT644M(1)	Y644MBH(1) / PAT644M(1)
YSR44FX28LTCKITC	U44XRT (2)	U28RT (1)	N/A	W28VT(2) / W28RT(2) / X28RT(3)	N/A	W28VT(2) / W28RT(2) / X28RT(3)	Y644MBH(1) / PAT644M(1)	MY29-11(1) / MRC840(2) / Y644MBH(1)
YSR44FX30LTCKITC	U44XRT (2)	U30RT (2)	N/A	W30VT(2) / W30RT(2)	N/A	W30VT (2)	Y644MBH(1) / PAT644M(1)	Y644MBH(1) / PAT644M(1)
YSR44FX34FLTCKITC	U44XRT (2)	U32RT (2)	N/A	W32VT(2) / W32RT(2)	N/A	W32VT (2)	Y644MBH(1) / PAT644M(1)	Y644MBH(1) / PAT644M(1)
YSR44FX38FLTCKITC	U44XRT (2)	U38XRT (2)	N/A	N/A	N/A	N/A	Y644MBH(1) / PAT644M(1)	Y644MBH(1) / PAT644M(1)
YSR44FX29LTCKITC	U44XRT (2)	U29RT (1)	N/A	W29VT(2) / W29RT(2) / X29RT(4)	N/A	W29VT (2) / X29RT (4)	Y644MBH(1) / PAT644M(1)	Y644MBH(1) / PAT644M(1)
YSR44FX28FLTCKITC	U44XRT (2)	U28RT (1)	N/A	W28VT(2) / W28RT(2) / X28RT(4)	N/A	W28VT(2) / W28RT(2) / X28RT(4)	Y644MBH(1) / PAT644M(1)	MY29-11(1) / MRC840(2) / Y644MBH(1)

NOTE: THAT THERE ARE A VARIETY OF BURNDY® INSTALLATION TOOLS AVAILABLE, AND NOT ALL ARE LISTED. IF YOU HAVE QUESTIONS REGARDING TOOLING, PLEASE CONTACT OUR "CUSTOMER SERVICE DEPARTMENT" AT 1-800-346-4175.

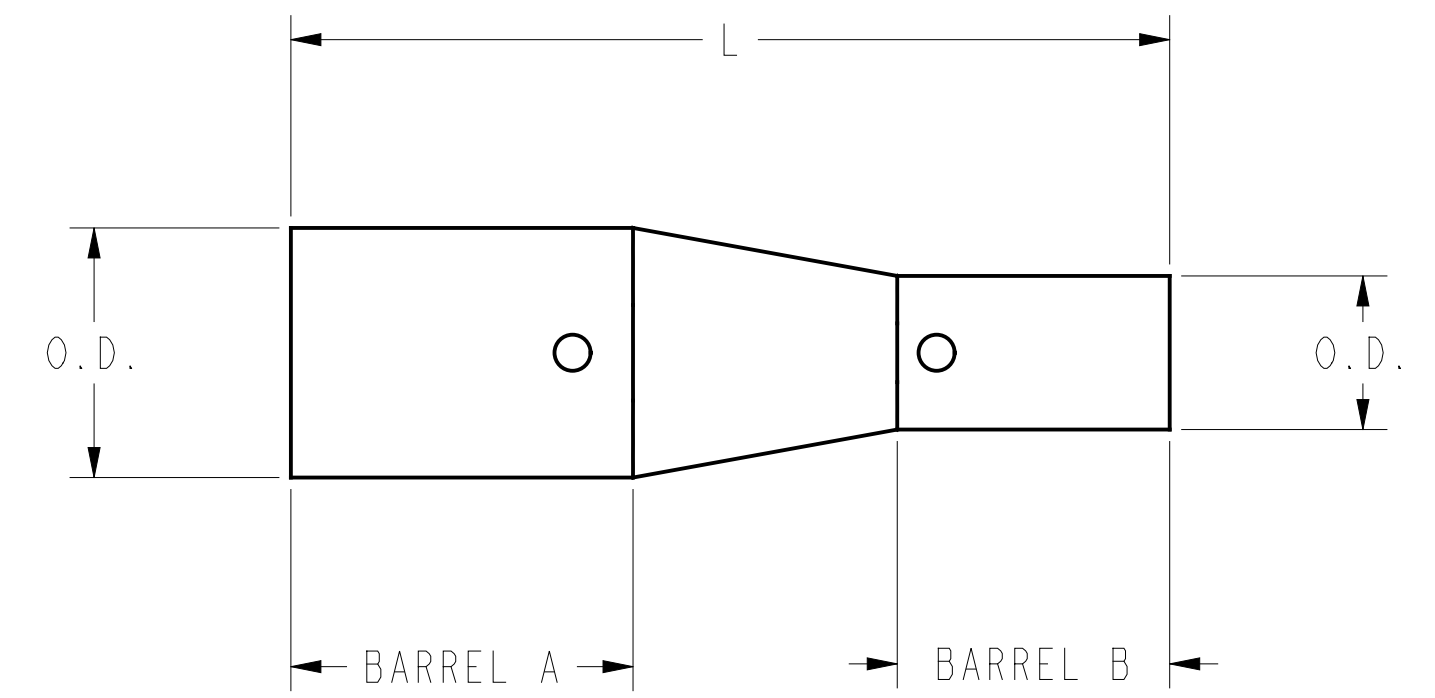
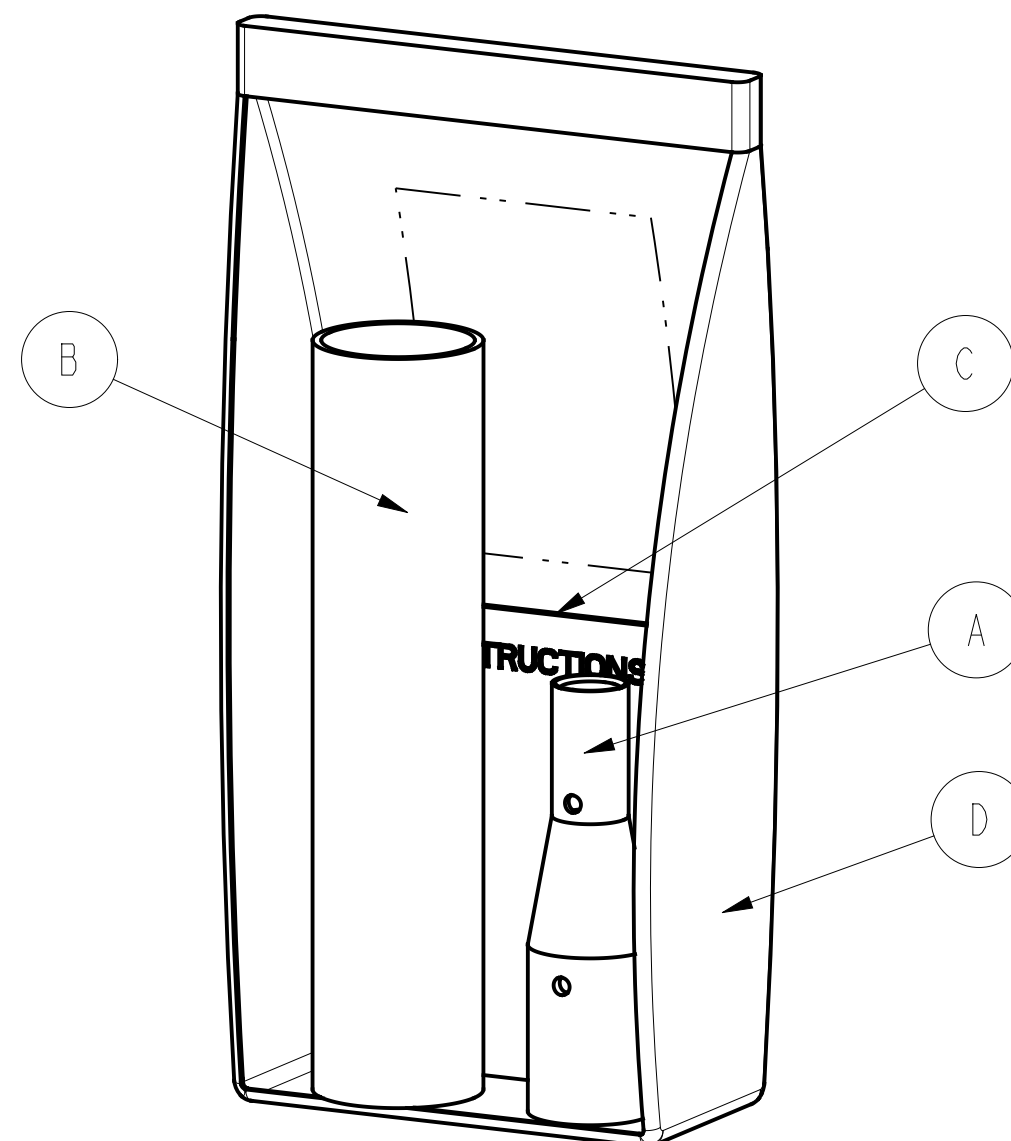
KIT

ITEM	DESCRIPTION	QTY.
A	ELECTRO-TIN PLATED COPPER COMPRESSION CONNECTOR (SEE NOTE 1)	1
B	HEAT SHRINK TUBING (SEE NOTE 2)	1
C	MULTILINGUAL INSTALLATION INSTRUCTION SHEET (SEE NOTE 3)	1
D	PLASTIC BAG WITH LABELING AND PRODUCT IDENTIFIER	1

NOTES:

- ELECTRO-TIN PLATED COPPER COMPRESSION REDUCER/SPLICE; WITH A THROUGH HOLE FOR CABLE INSPECTION ON EACH SIDE; COLOR CODE, WIRE STRIP LENGTH AND CRIMP PLACEMENT INDICATIONS ARE INCLUDED. STANDARD BARRELS LISTED UL 486A.
- HEAT SHRINK TUBING:
CLEAR - POLYVINYL CHLORIDE - LISTED UL 224, VW-1 RATING. (VERTICAL WIRE FLAME TEST)
- PASSES TELCORDIA GR-347-CORE "ABRASION TEST".
- EACH KIT IS PACKED IN A SEALED PLASTIC BAG INCLUDING THE INSTALLATION INSTRUCTIONS IN ENGLISH, FRENCH AND SPANISH.
- SEE TABLE FOR SPECIFIC KIT CATALOG NUMBER.
- FOR SPECIFIC APPLICATION TOOLS AND DIES, SEE ABOVE TOOLING TABLE.

6 USE PUADP-1 ADAPTOR FOR "U" DIES IN Y46 AND PAT46 SERIES TOOLS.



TO ORDER BURNDY® PRODUCTS CALL		COMPRESSION COPPER REDUCER / SPLICE KIT	
UNITED STATES 1-800-346-4175 (LONDONDERRY, NH)		ITEM NO: --	SCALE: 3:4
CANADA: 1-800-361-6975 (QUEBEC) 1-800-387-6487 (ALL OTHER PROVINCES)		CAT. NO: (SEE TABLE)	BURNDY
FOR PRODUCT INFO: http://www.burndy.com		DRAWN BY: T. FAUCHER 4/8/2003	
		CHECKER: M. TIJERINA 4/9/2003	DRAWING NO: 10021428
		DSN APPVL: M. TIJERINA 4/9/2003	REV: AE
		MFG APPVL: R. PHELPS 3/19/2003	SHEET 16 OF 16
		QA APPVL: J. BRODEUR 3/20/2003	
		MKT APPVL: R. ROBICHEAU 3/6/2003	
		PROD FAM: CM&R COMPRESSION	
		PROJECT #: --	
		DOCUMENT TYPE: Sales	
		REL LEVEL: Released	

REV: PEO200