DRAWING NO. SE209225

CONDUCTOR CU & AL	CATALOG NO.	FIG. NO.	DIMENSIONS B	C	H	L	M REF	O.D.	T REF.	Z MIN	INSTALLATION TOOLING TOOL, DIE & NO. OF CRIMPS Y35	Y39	Y750	Y45 ◁4	Y46 ◁5	Y48B	Y60BHU	MD6	OUR840	COLOR CODED END PLUG	DIE INDEX	WIRE STRIP LENGTH
250,300(37STR)AL,CU 266(18/1)ACSR	YAS30R-N	1	1.85 [47]	1.22 [31]	----	4.84 [123]	1.56 [40]	1.24 [31]	.40 [10]	1.79 [45]	U705(2) U317(2)	U705(2) U317(2)	U705(2) U317(2)	U705(2) U317(2)	U705(2) U317(2)	C317 (1)	L317 (1)	---	---	BLUE	317 705 K1-1/8-1 CSA26	2"
	YAS030R-N	2	1.85 [47]	1.22 [31]	.90 [23]	4.84 [123]		1.24 [31]	.40 [10]	.72 [18]												
350(37STR)AL,CU 336(18/1)ACSR	YAS321R-N	1	1.85 [47]	1.24 [31]	----	4.89 [124]	1.56 [40]	1.24 [31]	.39 [10]	1.79 [45]	U705(2) U317(2)	U705(2) U317(2)	U705(2) U317(2)	U705(2) U317(2)	U705(2) U317(2)	C317 (1)	L317 (1)	---	---	GREEN	317 705 K1-1/8-1 CSA26	2"
	YAS0321R-N	2	1.85 [47]	1.24 [31]	.90 [23]	4.89 [124]		1.24 [31]	.39 [10]	.72 [18]												
400(37STR)AL,CU 397(18/1)ACSR	YAS33R-N	1	2.30 [58]	1.68 [43]	----	5.43 [138]	1.56 [40]	1.24 [31]	.44 [11]	1.82 [46]	U705(2) U317(3)	U705(2) U317(3)	U705(2) U317(3)	U705(2) U317(3)	U705(2) U317(3)	C317 (1)	L317 (1)	---	---	GREEN	317 705 K1-1/8-1 CSA26	2"
	YAS033R-N	2	2.30 [58]	1.68 [43]	.90 [23]	5.43 [138]		1.24 [31]	.44 [11]	.72 [18]												

REV.	DATE	DESCRIPTION	BY	C'K'D.
0	12/23/94	DRAWING RELEASED	JLM	.
1	11/6/95	UPDATED LETTERING ON VIEWS, CORRECTED A TYPO IN THE CONDUCTOR COLUMN, ADDED 'TM' TO TRADEMARKS AND ADDED '-1' TO THE DIE INDEX COLUMN PER (PCN 2583)	JWA	JLM
2	2/15/96	IN INSTALLATION TOOLING L317 WAS L31ART AND C317 WAS C31AR PER (PCN 2692)	JWA	JLM

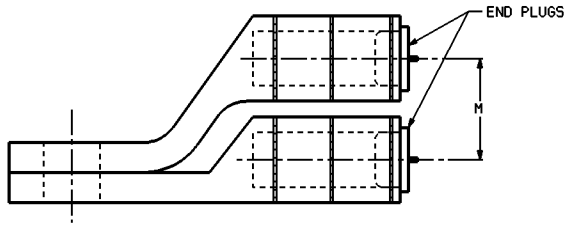

ASSEMBLY VIEW

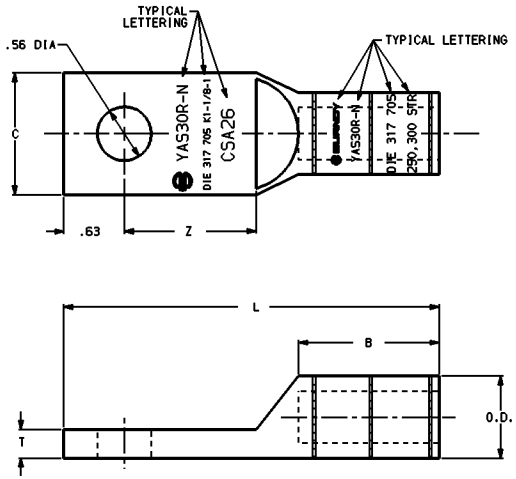

FIG. 1

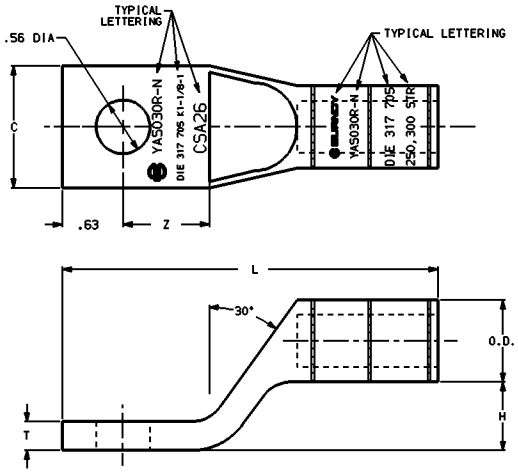

FIG. 2

NOTES:

1. MATERIAL: ALUMINUM TUBING
2. FINISH: TIN PLATING IS OPTIONAL, ADD -TN TO CAT. NO.
3. DIMENSIONS IN BRACKETS [ ] ARE IN MILLIMETERS ROUNDED OFF TO THE NEAREST MILLIMETER, UNLESS OTHERWISE NOTED, AND ARE FOR REFERENCE ONLY.
4. ◁ PT6515 ADAPTOR IS REQUIRED FOR U-DIES IN Y45.
5. ◁ PUADP-1 ADAPTOR IS REQUIRED FOR U-DIES IN Y46.
6. OPTIONAL SEALED BARREL: ADD "-P" TO CATALOG NO.
7. TERMINALS ARE PREFILLED WITH PENETROX™ A13 AND SEALED.

STACKING HYLUG™

CAT NO: YAS-R-N, YAS0-R-N — SCALE NONE

DRAWN: J MICHAUD 12/20/94 — CHECKED: J MICHAUD 12/20/94
DSGN APPVL: C PALAGI 12/21/94 — MFG APPVL: N/A
Q.A. APPVL: D VARIO 12/23/94 — MKTG APPVL: D HAMILTON 12/23/94
CAD FILE: SE209225-SHT03 — PM REF: N/A
MDL REF: N/A
PROJECT: DO 53036

FRAMATOME CONNECTORS USA INC.
BURNDY ELECTRICAL
FCI
MANCHESTER, NH 03108
U. S. A.
1-800-346-4175

DRAWING NO. SE209225 — REV 2
SHEET 3 OF 4

REV. 061995