




COPPER CONDUCTOR SIZE (DIA)	CATALOG NUMBER	DIMENSIONS		
		O.D.	B	L
#2 STR (.292)	YR2C2WT	.42	1.25	3.03
#2 SOL (.257)		[11]	[32]	[77]

REV.	DATE	DESCRIPTION	BY	C'K'D.
0	09-JAN-96	DRAWING RELEASED	NSP	KLH
1	1/15/96	TOOLING, CHANGED NOTE 4 AND ADDED NOTE 5 PER (PCN 2721). REMOVED DIELESS INST. ADDED COLOR CODE. CHANGED INST.	RDP	JLM
2	9/1/96	REMOVED BB DIM. ADDED METRIC DIM'S PER (PCN 2796). CHANGED NOTES. ADDED PROPER INSTALLATION TOOLING.	RDP	JLM
3	05/27/98	ADD NOTE 10, REMOVE DIM'S A, AA FROM TABLE & DWG. CHG. B, L DIM. REMOVE NEST/INDENTOR DIE (ECO 4264).	DB	KH
4	7/21/98	ADDED TAPER BACK IN VIEW, REMOVED NOTE B, REMOVED DIELESS CRIMP COLUMN PER ECO (4354).	KRB	KLH
5	9/1/98	REPLACED THE ARROW NOTE CALLING OUT .06 R. ENDS WITH SPECIAL 12° TAPERED ENDS PER (ECO 4400).	BM	KRB

INSTALLATION TOOLING (# CRIMPS)

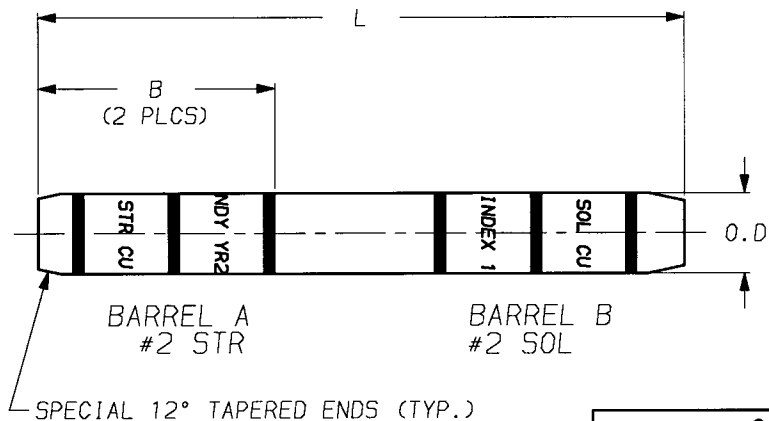
COLOR CODE	DIE INFORMATION		MECHANICAL RATCHET					HYDRAULIC			WIRE STRIP LENGTH
	DIE INDEX	TYPE	Y2MR 	OUR840	MD6 MD7	MD6--R2 BAT500	MD7-34R	Y35, Y39 Y750, BAT35 BAT750	Y46 	Y45 	
BROWN	10	BROWN DIE SET	BROWN (4)	X2CRT (2)	W2CRT (2) W2CVT (2)	W2CRT (2) W2CVT (2)	W2CRT (2) W2CVT (2)	U2CRT (2)	U2CRT (2)	U2CRT (2)	1-3/8"

BURNDY YR2C2WT
#2 STR CU





BARREL A LETTERING

#2 SOL CU
DIE INDEX 10

BARREL B LETTERING



NOTES:

1. MATERIAL: COPPER
2. FINISH: TIN PLATED.
-  CATALOG # PT6515 ADAPTOR IS REQUIRED TO USE "U" DIES IN Y45 SERIES TOOLS.
-  CATALOG # PUADP-1 ADAPTOR IS REQUIRED TO USE "U" DIES IN Y46 SERIES TOOLS.
-  PERMANENT DIE IN TOOLING.
6. DIMENSIONS IN BRACKETS [] ARE IN MILLIMETERS ROUNDED OFF TO THE NEAREST MILLIMETER, UNLESS OTHERWISE NOTED, AND ARE FOR REFERENCE ONLY.
7. "X", "W-RT", "W-VT" & "U" DIE SETS ARE COLOR CODED.
-  REMOVED PER ECO 4354.

COPPER SPLICE			
CAT NO: YR2C2WT	SCALE N/A		
DRAWN: N. PRESSMAN 09-JAN-96	CHECKED: K. HENRY 09-JAN-96		
DSGN APPVL: K. MELLO 09-JAN-96	MFG APPVL: N/A		
Q.A. APPVL: D. VARJO 09-JAN-96	MKTG APPVL: G. SCHWEBLER 09-JAN-96		
CAD FILE: SC210321-01_5	PM REF: N/A		
	MDL REF: N/A		
	PROJECT: DO 53542		
	DRAWING NO. SC210321	REV	
			5
	SHEET 1 OF 1		