

**(PIGTAIL)**  
 U.L. LISTED 600 VOLT MAXIMUM.  
 NO. 12 AWG GREEN TW  
 INSULATED SOLID  
 COPPER WIRE CUT 8-1/2" LONG  
 IN FLAT,  
 STRIPPED 1" IN FROM EACH END  
 WITH #10-32 X 3/8" GROUND  
 SCREW W/ COMBO  
 HEX WASHER HEAD (SLOTTED,  
 #2 PHILLIPS AND ROBERTSON)

8-32 X 1/2"  
 PHILIPS / SLOT DRIVE  
 (FASTENER)

ADJUSTABLE  
 2-1/2" [63.5]  
 3-1/2" [89]  
 3-5/8" [92]  
 4" [101.6]  
 5-1/2" [140]  
 6" [152.4]

**NOTE:** FOR INSTRUCTION SHEET SCROLL DOWN TO NEXT SHEET

**NOTES:**

1. ALL DIMENSIONS ARE IN INCHES AND [MILLIMETERS]
2. BOX VOLUME: 42 IN<sup>3</sup> [688.2 CM<sup>3</sup>]
3. ACCEPTS ALL 4-11/16" COVERS, 707RAC & 709 PARTITIONS, ALL SOLD SEPARATELY
4. UL LISTED
5. KNOCKOUTS IN LOCATION "A" ARE ACCESSIBLE FOR 5-1/2" [140] & 6" [152.4] STUDS ONLY

KNOCKOUTS		
TRADE SIZE	LOCATION	QTY.
(1/2"-3/4") TKO®	B, C, D, E	3
(1/2"-3/4") TKO®	A (SEE NOTE 5)	3
1/2" KO	A (SEE NOTE 5)	1

**LIST OF PARTS**

DESCRIPTION	MATERIAL	FINISH
SPACER	STEEL	GALVANIZED
SIDE	STEEL	GALVANIZED
FASTENERS	STEEL	GALVANIZED
FAR SIDE SUPPORT	STEEL	GALVANIZED
PIGTAIL	INSULATED SOLID COPPER	N/A

INITIAL RELEASE	J.R.	06/22/2015
REVISION DESCRIPTION	APP	DATE

THE DESIGN AND DIMENSIONS OF THE PRODUCT SHOWN ON THIS DRAWING ARE SUBJECT TO CHANGE WITHOUT NOTICE

TITLE: **4-11/16" SQUARE WELDED BOX 2-1/8" DEEP WITH RAISED GROUND, SOLID PIGTAIL, AND FAR SIDE SUPPORT**

TOLERANCE UNLESS OTHERWISE SPECIFIED  .XX DECIMAL ±.015 .XXX DECIMAL ±.005 ANGLE ±2°	<b>RACO</b> South Bend, Indiana		SCALE: <b>1:3</b>
	DRAWN BY:	J.R.	
	APP. BY:	N.S.	
DATE:	06/22/2015		

257F CUS

257F


DIMENSION SHEET FOR CAT. NO.

SIZE:

**A**

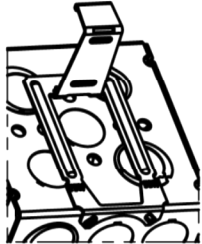
# Instructions for using the RACO® Universal Box Stabilizer

## 1-1/2" Deep Boxes




Bend center tab as shown

For 2-1/2" deep studs




Bend center tab as shown - 2 places

For 3-1/2" deep studs



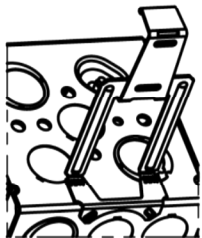
Bend center tab as shown

For 3-5/8" deep studs



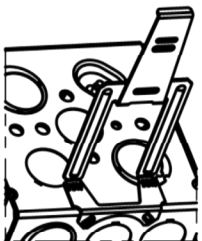
Bend center tab as shown

For 4" deep studs



Bend both tabs as shown


For 5-1/2" deep studs




Bend both tabs as shown

For 6" deep studs


## 2-1/8" Deep Boxes



Comes preset




Bend center tab as shown - 2 places




Bend center tab as shown



Bend center tab as shown



Bend both tabs as shown



Bend both tabs as shown

**NOTICE: Bottom knockouts are NOT usable with the FS support.**