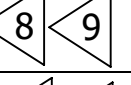
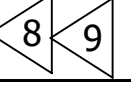
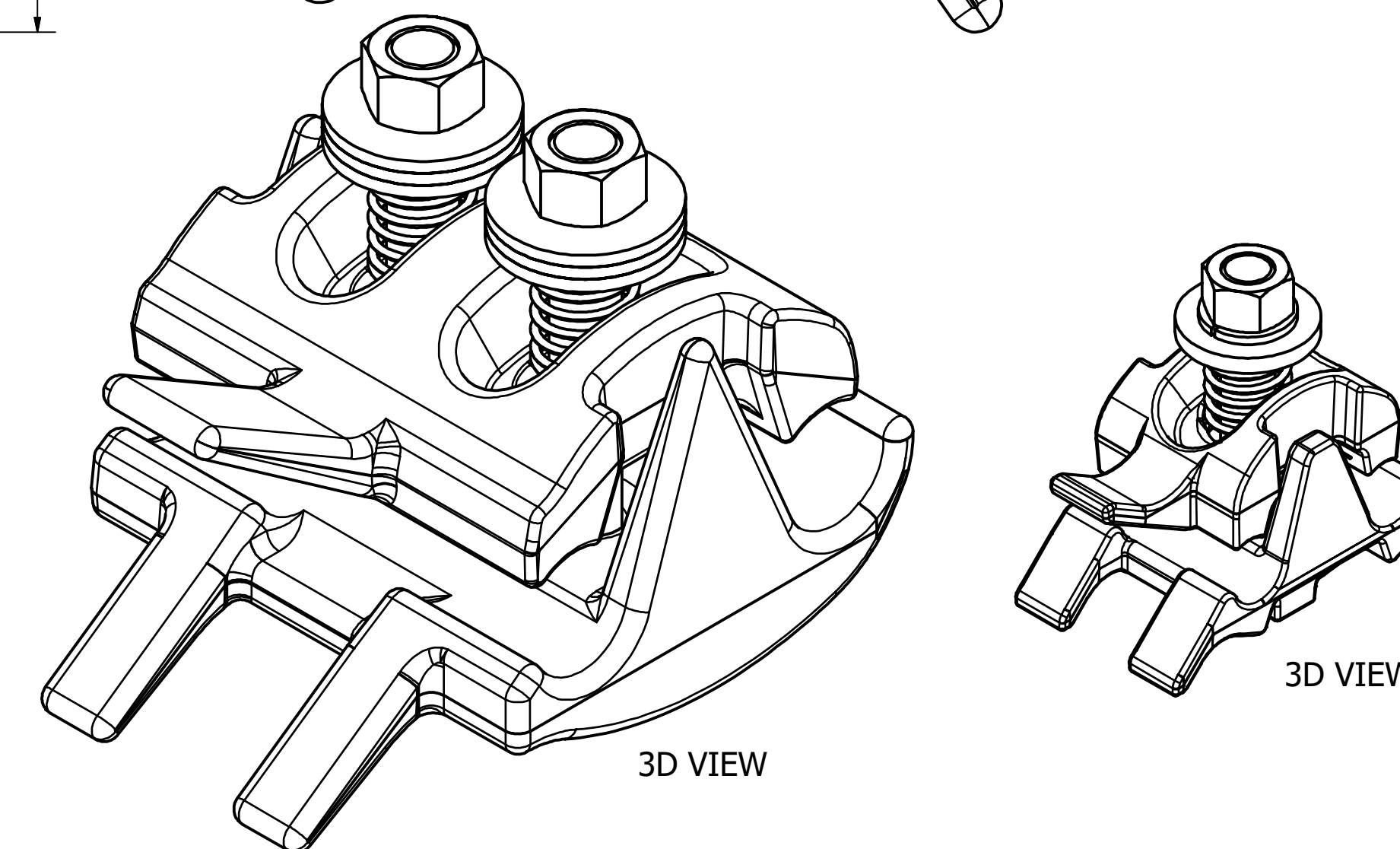
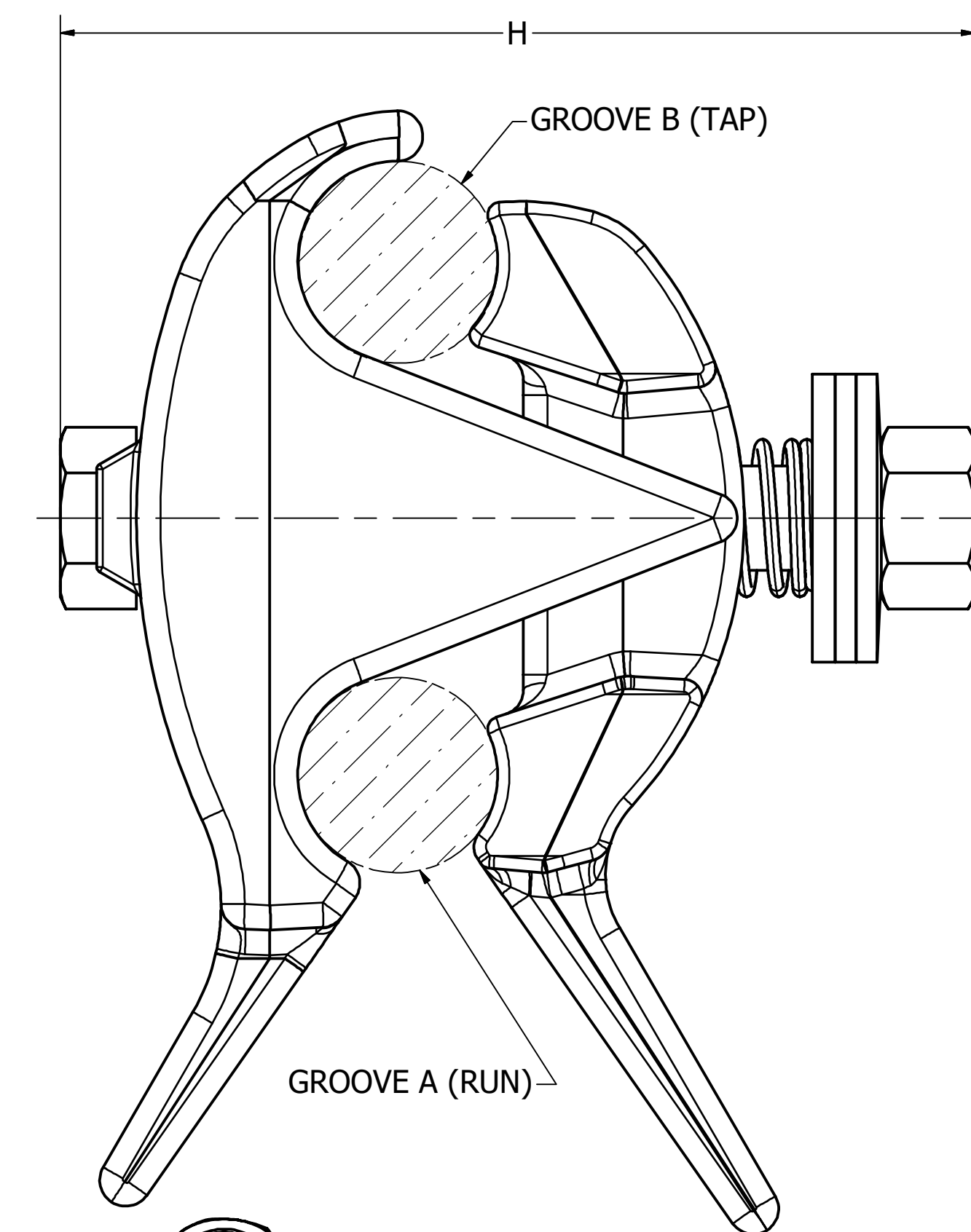
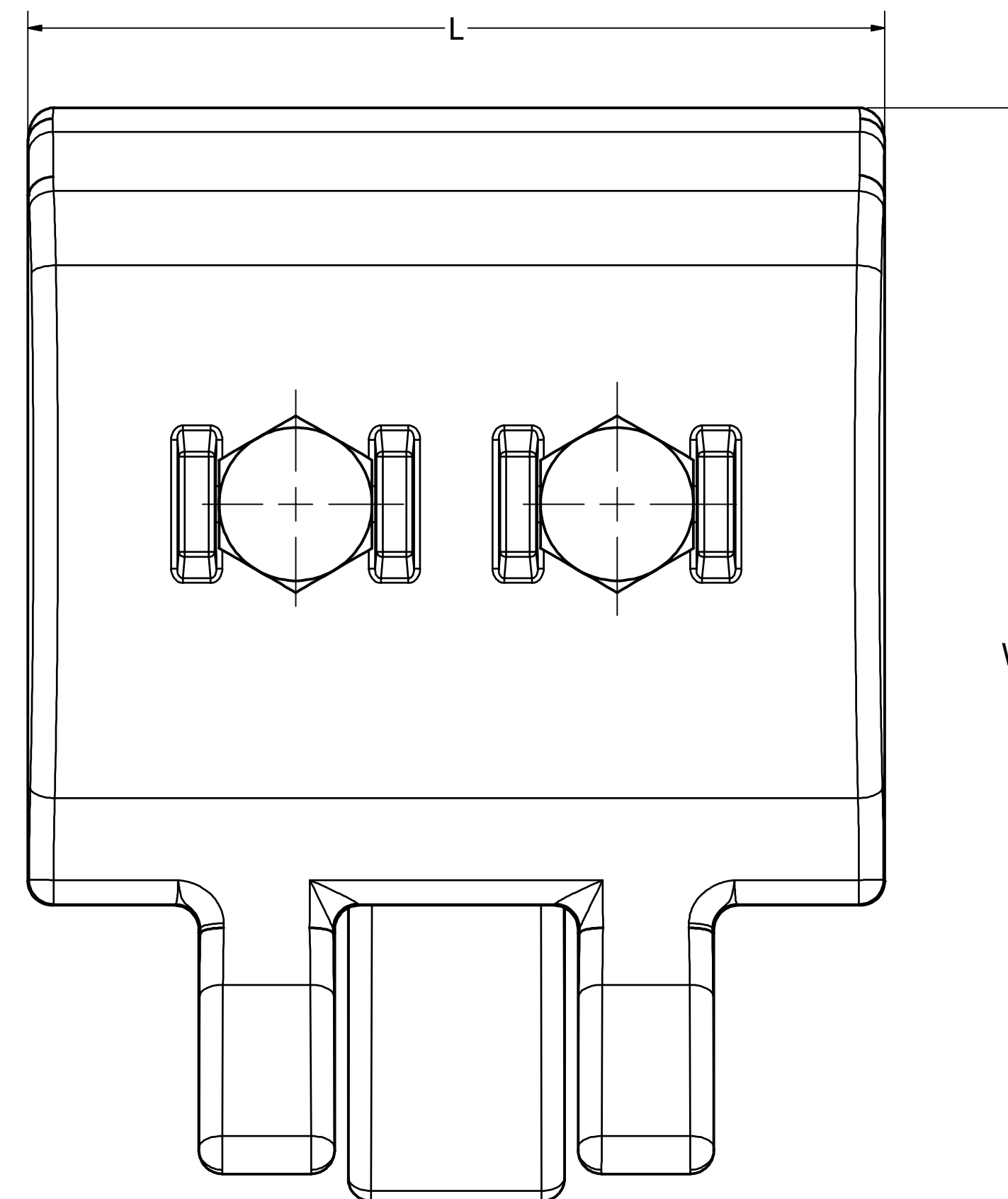
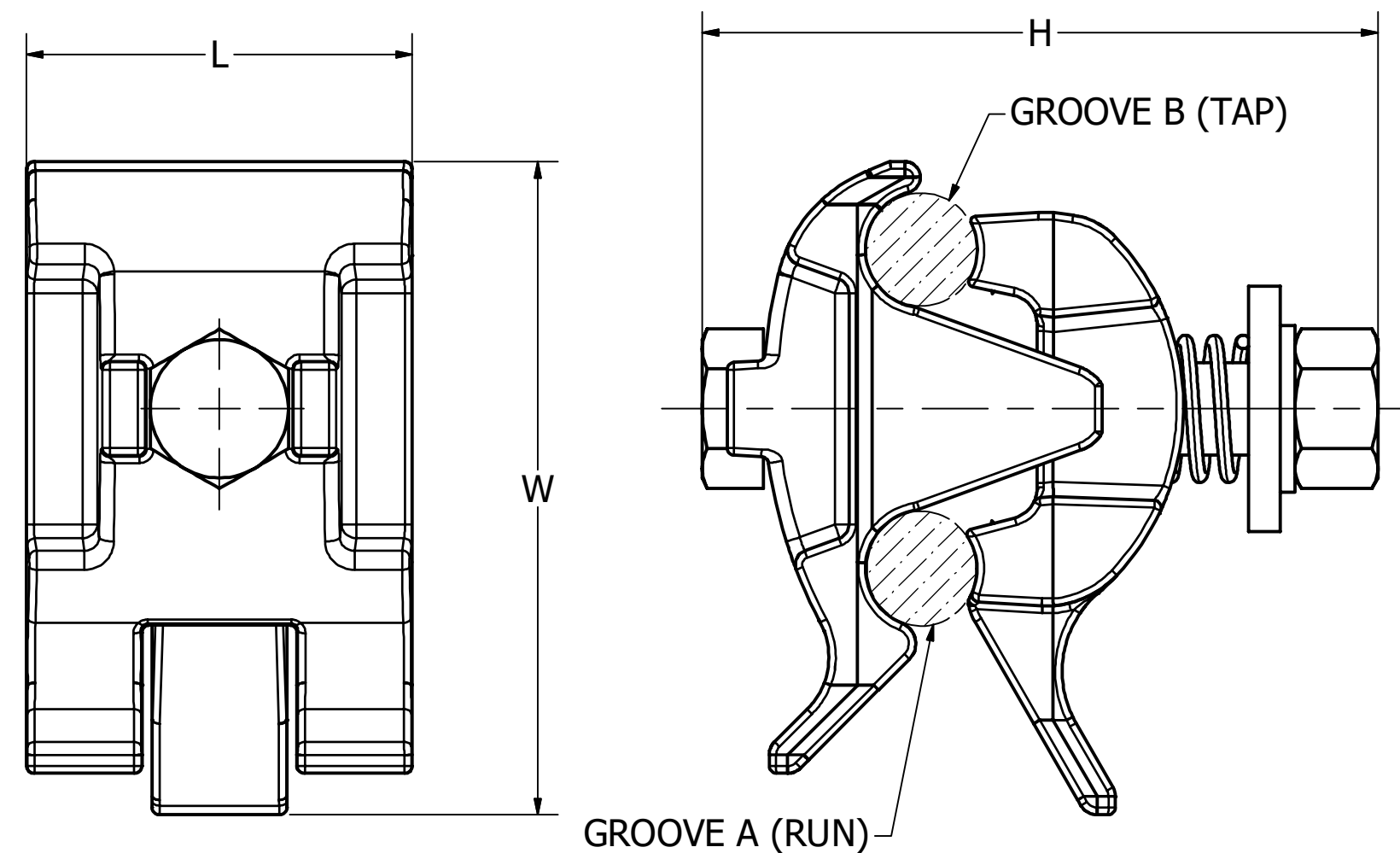



ITEM #	CATALOG #	CONDUCTOR RANGE				CONDUCTOR DIAMETER				DIMENSIONS			BOLT SIZE	NO. OF BOLT	TORQUE (IN-LB)	WRENCH SIZE	REV	DATE	DESCRIPTION	ECO	BY	C'H'K.
		GROOVE A (RUN)		GROOVE B (TAP)		GROOVE A (RUN)		GROOVE B (TAP)		L	H	W					B	05/16/2019	ADDED NEW CATALOG NUMBERS TO TABLE & REDRAWN TO INVENTOR	51439	MM	NJS
		COPPER & ALUMINUM	ACSR, 6201 & 5005	COPPER & ALUMINUM	ACSR, 6201 & 5005	MIN	MAX	MIN	MAX													
50099348	UCT26RS 	8 SOL. - 2/0 STR.	6 STR. -2/0 STR.	8 SOL. - 2/0 STR.	6 STR. -2/0 STR.	0.13 [3]	0.45 [11]	0.13 [3]	0.45 [11]	1.62 [41]	2.62 [67]	2.50 [64]	3/8"-16	1	250	9/16						
50099351	UCT32RS 	1 SOL. - 400	2 STR. - 336.4	8 SOL. - 4/0 STR.	6 STR. - 4/0 STR.	0.29 [7]	0.73 [19]	0.13 [3]	0.56 [14]	1.62 [41]	2.62 [67]	2.82 [72]	3/8"-16	1	250	9/16						
50095231	UCT41R28RS	250 STR. - 650 STR.	4/0 (6/1) - 556.5 (30/7)	6 SOL. - 4/0 STR.	6 STR. - 4/0 STR.	0.563 [14]	0.953 [24]	0.162 [4]	0.563 [14]	2.66 [68]	4.37 [111]	4.57 [116]	1/2"-13	1	480	3/4						
50094929	UCT41R41RS	250 STR. - 650 STR.	4/0 (6/1) - 556.5 (30/7)	250 STR. - 650 STR.	4/0 (6/1) - 556.5 (30/7)	0.563 [14]	0.953 [24]	0.563 [14]	0.953 [24]	4.20 [107]	4.37 [111]	5.23 [133]	1/2"-13	2	480	3/4						



NOTES:

1. THE BURNDY® FASTAP™ WITH LINEMAN ASSIST™ UTILIZES A SPRING SYSTEM THAT ACTS AS A THIRD HAND TO ASSIST DURING INSTALLATION. THE SYSTEM HELPS SECURE BOTH THE TAP AND RUN CONDUCTORS WHILE INSTALLING ON PRIMARY, SECONDARY, AND SERVICE LINES. THE DUCKBILL HANDLES SIMPLIFIES INSTALLATION BY PROVIDING A HANDLE TO EASILY HOLD THE CONNECTOR WHILE WEARING DIELECTRIC GLOVES. CONDUCTOR SIDE ENTRY FACILITATES INSTALLATION AND HELPS KEEP THE PREFILLED OXIDE INHIBITOR IN THE CONNECTOR TO MAXIMIZE CONNECTOR LIFE.
2. ACCOMMODATES: ALUMINUM, COPPER, ACSR, AAAC, ACAR, STEEL WIRE. CONNECTOR IS NOT RECOMMENDED FOR COPPER TO COPPER APPLICATIONS.
3. MATERIAL FOR BASE MODEL
 - A. CASTINGS: CAST ALUMINUM
 - B. HARDWARE: GALVANIZED STEEL
 - C. SPRING: STAINLESS STEEL
4. CONNECTOR IS STRIPSEALED AT THE FACTORY TO REMOVE ALUMINUM OXIDES AND SEALED TO PROVIDE A CLEAN SURFACE TO MAXIMIZE ELECTRICAL CONTACT DURING INSTALLATION.
5. PENETROX™ OXIDE INHIBITOR APPLIED TO CABLE GROOVES AT THE FACTORY TO LIMIT OXIDE GROWTH AFTER INSTALLATION AND TO INCREASE THE LIFE OF THE CONNECTION.
6. REMOVE "S" IF NON PREFILLED PENETROX™ CONNECTOR IS DESIRED. EXAMPLE: UCT26R.
7. FOR STAINLESS STEEL HARDWARE ADD "SS" TO END OF CATALOG NUMBER. EXAMPLE: UTC26RSSS.
8. TO INCLUDE A COVER WITH THE CONNECTOR ADD "C". EXAMPLE: UTC26RSC. COVER MAY BE PURCHASED SEPARATELY USE CATALOG NUMBER UCTCOVER.
9. TO ADD A SHEAR NUT TO ENSURE PROPER TIGHTENING TORQUE ADD "HN" TO END OF CATALOG NUMBER. EXAMPLE: UTC26RSHN.
- 10 DIMENSIONS IN BRACKETS [] DENOTES METRIC UNITS [SI UNITS] AND ARE ROUNDED TO THE NEAREST WHOLE NUMBER. UNLESS OTHERWISE SPECIFIED THESE UNITS SHALL BE USED FOR REFERENCE ONLY.

TO ORDER BURNDY® PRODUCTS CALL		FASTAP™	
UNITED STATES 1-800-346-4175 (LONDONDERRY, NH)		ITEM NO: SEE TABLE	
CANADA: 1-800-361-6975 (QUEBEC) 1-800-387-6487 (ALL OTHER PROVINCES)		CAT. NO: SEE TABLE	
FOR PRODUCT INFO: http://www.burndy.com		DRAWN BY: D DOBRINSKI 07/03/2014 CHECKER: R DEFREANCE 07/14/2014 DSN APRVL: D DOBRINSKI 06/14/2019 MFG APRVL: C BECERRIL 06/14/2019 QA APRVL: E RIVERA 06/14/2019 MKT APRVL: J HALL 06/14/2019	
			
		PROJECT #: -- SIZE DOCUMENT TYPE: SALES D REL LEVEL: Released	
		DRAWING NO 50045569 SHEET 1 OF 1	
		REV B	