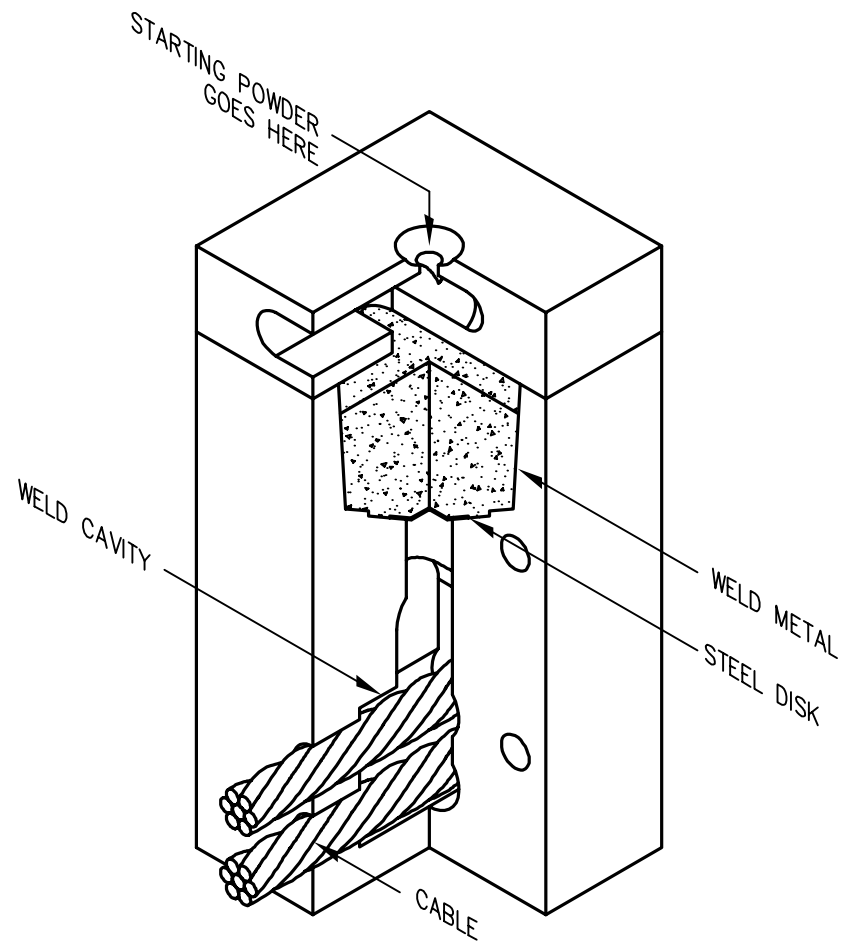
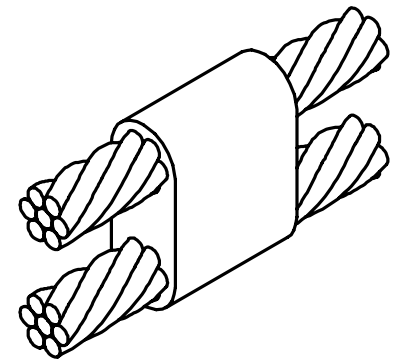


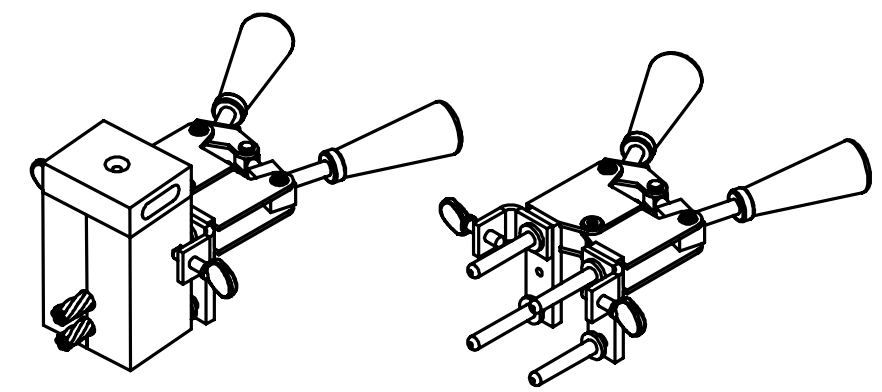
CABLE		MOLD #	PRICE KEY	WELD METAL	HANDLE CLAMPS
RUN	TAP				
#6	#6	B-5965	4	25	B-106
	#4	B-1311	4	32	B-106
#4	#6	B-5627	4	32	B-106
	#6 SOL	B-8882	4	32	B-106
	#8	B-5629	4	32	B-106
#2	#8 SOL	B-5630	4	32	B-106
	#2	B-1313	4	65	B-106
	#4	B-1314	4	65	B-106
	#6	B-5631	4	45	B-106
	#6 SOL	B-5632	4	45	B-106
#1	#8	B-5634	4	45	B-106
	#8 SOL	B-5635	4	45	B-106
	#1	B-1315	4	65	B-106
	#2	B-1316	4	65	B-106
	#4	B-1317	4	65	B-106
1/0	#6	B-5636	4	65	B-106
	#6 SOL	B-5637	4	65	B-106
	#8	B-5638	4	45	B-106
	#8 SOL	B-5639	4	45	B-106
	1/0	B-1318	4	90	B-106
	#1	B-1319	4	65	B-106
	#2	B-1320	4	65	B-106
	#4	B-1321	4	65	B-106
	#6	B-5642	4	65	B-106
2/0	#6 SOL	B-1208	4	65	B-106
	#8	B-5644	4	65	B-106
	#8 SOL	B-5645	4	65	B-106
	2/0	B-1322	4	115	B-106
	1/0	B-1323	4	115	B-106
	#1	B-1324	4	90	B-106
	#2	B-1325	4	90	B-106
	#4	B-5659	4	90	B-106
	#6	B-5342	4	90	B-106
3/0	#6 SOL	B-5652	4	90	B-106
	#8	B-5668	4	65	B-106
	#8 SOL	B-5943	4	65	B-106
	3/0	B-1326	4	150	B-106
	2/0	B-1327	4	150	B-106
	1/0	B-1328	4	115	B-106
	#1	B-1329	4	115	B-106
	#2	B-1330	4	115	B-106
	#4	B-6046	4	115	B-106
4/0	#6	B-5676	4	90	B-106
	#6 SOL	B-5679	4	90	B-106
	#8	B-5680	4	90	B-106
	#8 SOL	B-5682	4	90	B-106
	4/0	B-1331	4	200	B-106
	3/0	B-1332	4	200	B-106
	2/0	B-1333	4	150	B-106
	1/0	B-1334	4	150	B-106
	#1	B-1335	4	150	B-106
500 MCM	#2	B-1336	4	150	B-106
	#4	B-5340	4	150	B-106
	#6	B-5684	4	90	B-106
	#6 SOL	B-6552	4	90	B-106
	#8	B-5686	4	90	B-106
500 MCM	#8 SOL	B-5688	4	90	B-106
	500 MCM	B-1371	5	2X200	B-107



**BCC-7 TYPE MOLDS
HORIZONTAL PARALLEL THROUGH CABLES**

BCC-7 TYPE MOLDS ARE USED TO JOIN HORIZONTAL PARALLEL THROUGH RUN CABLES. ONE CABLE RUNS ABOVE THE OTHER CABLE IN THE MOLD. SIZE RANGE IS #6 THROUGH 4/0 SOLID OR CONCENTRIC STRANDED COPPER CONDUCTORS. 500 MCM CABLE ADDED TO SHOW AVAILABLE MOLDS.

- NOTES:
- FOR SIZES NOT LISTED, CONTACT BURNDY®.
 - MOLDS LISTED ARE FOR CONCENTRIC STRANDED CABLE. ADD SUFFIX "-S" TO MOLD NUMBER FOR SOLID CONDUCTORS.
 - FOR HEAVY DUTY MOLDS, MOLDS WITH WEAR PLATES OR MOLDS FOR COPPERWELD® CABLE, CONTACT BURNDY®.
 - FOR EXPEDITED SERVICE, CONTACT BURNDY®.
 - REQUIRED TOOLS;
HANDLE CLAMPS W/ FLINT IGNITOR (SEE CHART FOR CORRECT HANDLES)
B38-0309-00 ~ FLINT IGNITOR
 - OTHER RECOMMENDED ACCESSORIES;
B38-3922-00 ~ MOLD CLEANING BRUSH
B38-0135-00 ~ CABLE CLEANING BRUSH
B38-0330-00 ~ CABLE CLAMP



<p>TO ORDER BURNDY® PRODUCTS CALL UNITED STATES: 1-800-346-4175 (LONDONDERRY, NH) CANADA: 1-800-361-6975 (QUEBEC) 1-800-387-6487 (ALL OTHER PROVINCES) FOR PRODUCT INFO: http://www.burndy.com</p>		<p>BCC-7 TYPE MOLDS HORIZONTAL PARALLEL THROUGH CABLES</p>	
		<p>ITEM NO: N/A CAT NO: SEE TABLE SCALE: N/A</p>	
<p>DRAWN BY: RAJESHKUMAR M 05/19/15 CHECKER: L TROMBLEY 05/21/15 DSN APPV: L TROMBLEY 05/22/15 MFG APPV: --- QC APPV: C. KOWALCZYK 05/22/15 MKT APPV: P. THERRIEN 05/22/15 PROD FAM: --- PROJECT # --- DOCUMENT TYPE: Schem REL LEVEL: AutoCAD</p>		<p>BURNDY</p>	
<p>DRAWING NO 50060226</p>		<p>REV B</p>	
<p>SHEET 1 OF 1</p>		<p>SIZE D</p>	

REV.	DATE	DESCRIPTION	ECO	BY	C'K'D.
B	06/10/2015	ADDED MOULD NUMBER B-1371.	40561	RM	MA