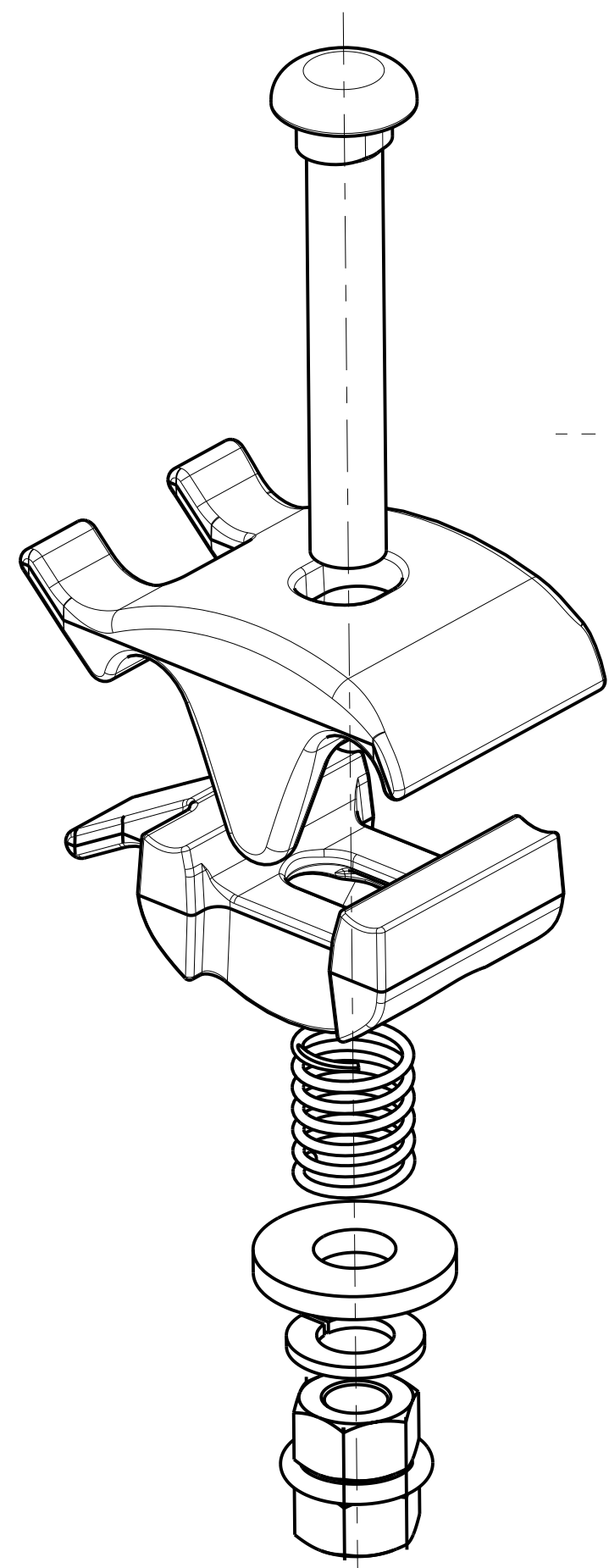


REV	DATE	DESCRIPTION	ECO	BY	C'H'K.
B	2018-06-22 01:00:00 EDT	NPD PROJECT. CHANGING THE STAINLESS WASH FOR THE UCT SERIES	49348	MK	NJS

ITEM NUMBER	CATALOG NUMBER	FIG NO	CONDUCTOR RANGE <sup>2</sup>		CONDUCTOR DIAMETER <sup>2</sup>				TORQUE LB-IN [Nm] <sup>4</sup>	WRENCH SIZE	DIMENSIONS			
			GROOVE A (RUN)	GROOVE B (TAP)	GROOVE A (RUN)		GROOVE B (TAP)				L	H	W	
			COPPER	COPPER	MIN	MAX	MIN	MAX						
50076639	UCT26													
50092918	UCT26SS <sup>7</sup>	1	#8 SOL CU 2/0 STR CU	#8 SOL CU 2/0 STR CU	.128 [3]	.447 [11]	.128 [3]	.447 [11]	240 [30]	9/16	1.57 [40]	2.68 [68]	2.67 [68]	
50092920	UCT26HN <sup>8</sup>	2												
50076640	UCT32													
50092922	UCT32SS <sup>7</sup>	1	#1 SOL CU 400 KCMIL STR CU	#8 SOL CU 4/0 STR CU	.289 [7]	.728 [18]	.128 [3]	.563 [14]	240 [30]	9/16	1.66 [42]	2.75 [70]	2.84 [72]	
50092924	UCT32HN <sup>8</sup>	2												



EXPLODED 3D VIEW

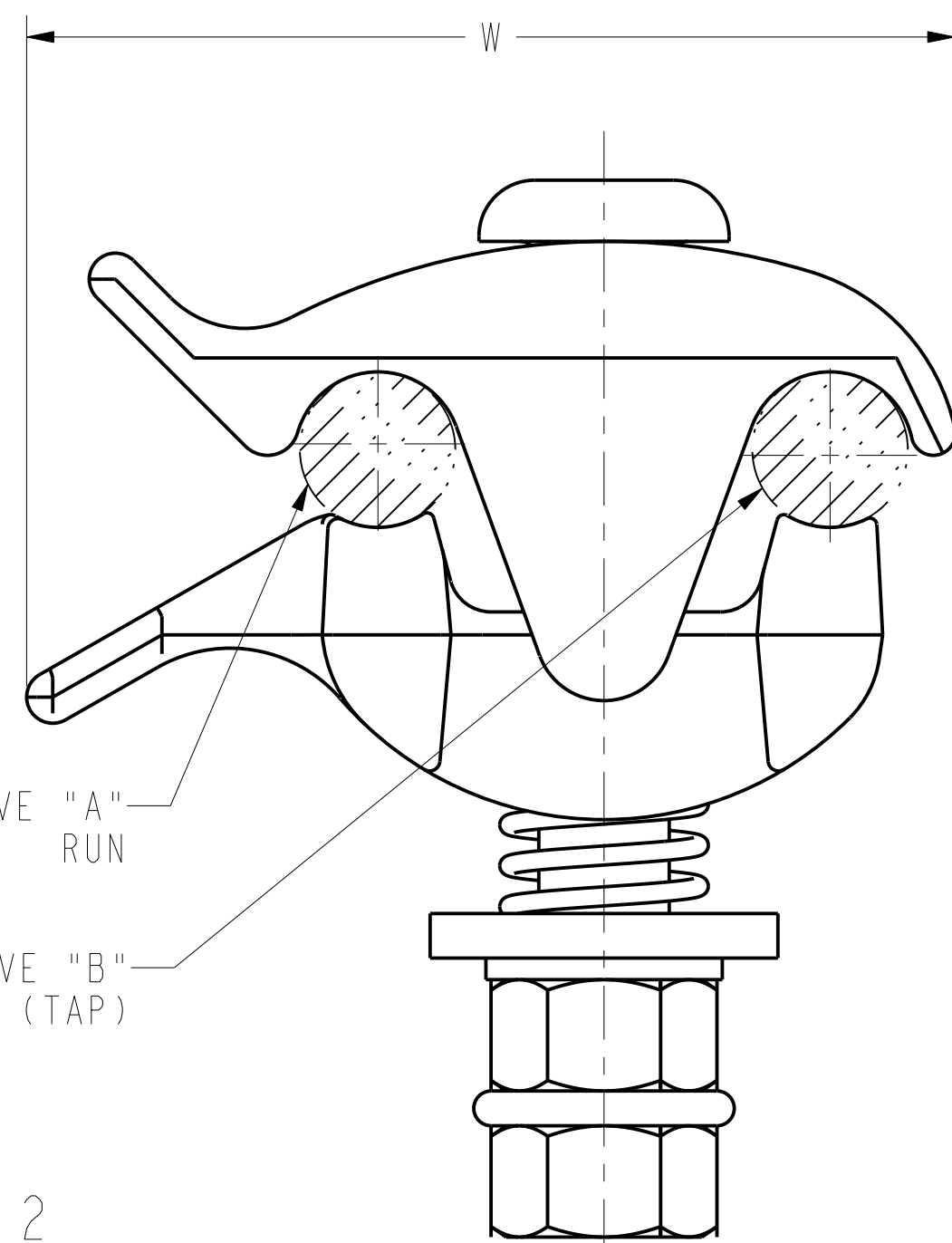
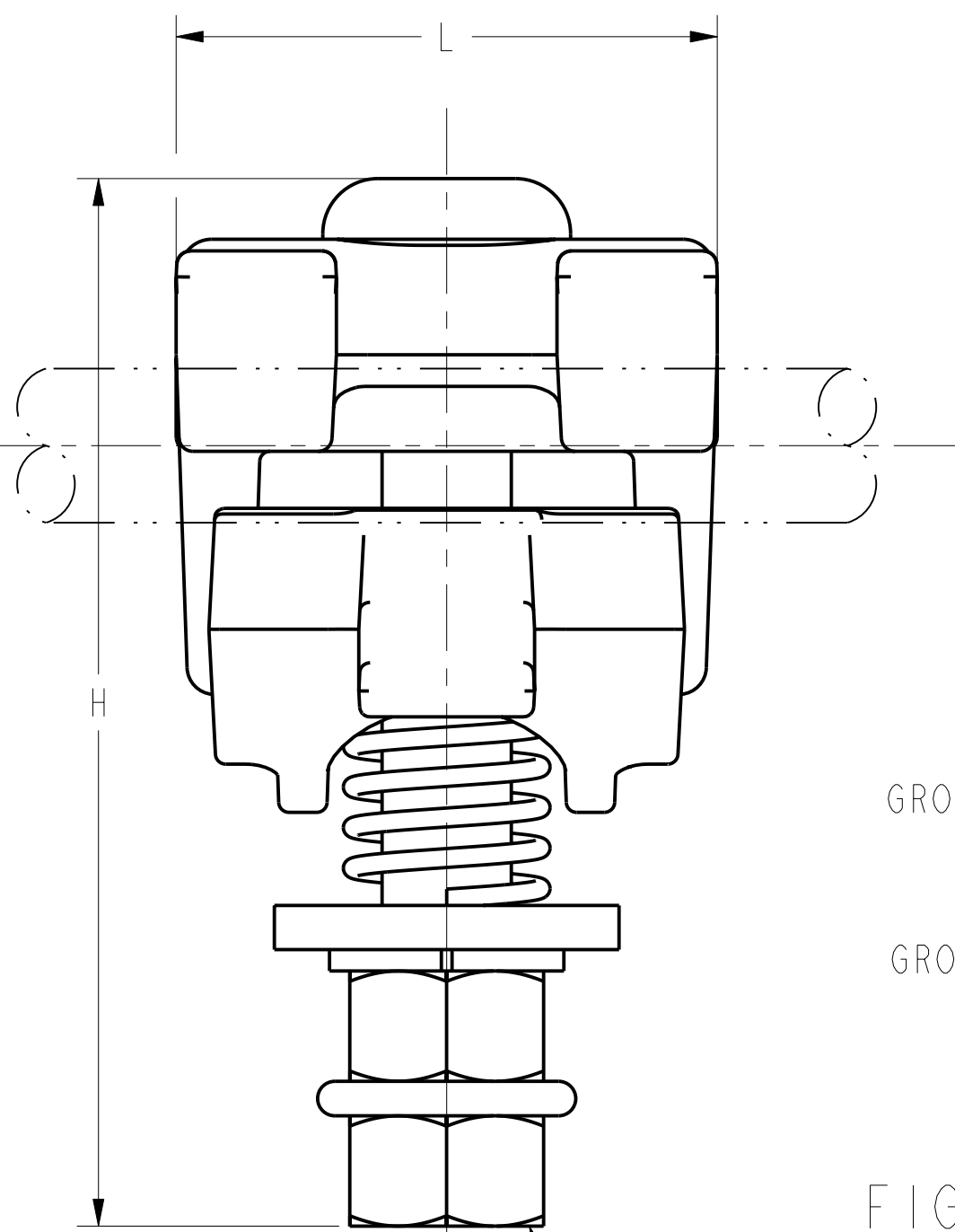


FIG. 2

3/8"-16 SILICON BRONZE OVAL SHANK BOLT, SILICON BRONZE SPLIT LOCK WASHER & SHEAR NUT ASSEMBLY WITH STAINLESS STEEL FLAT WASHER & SPRING

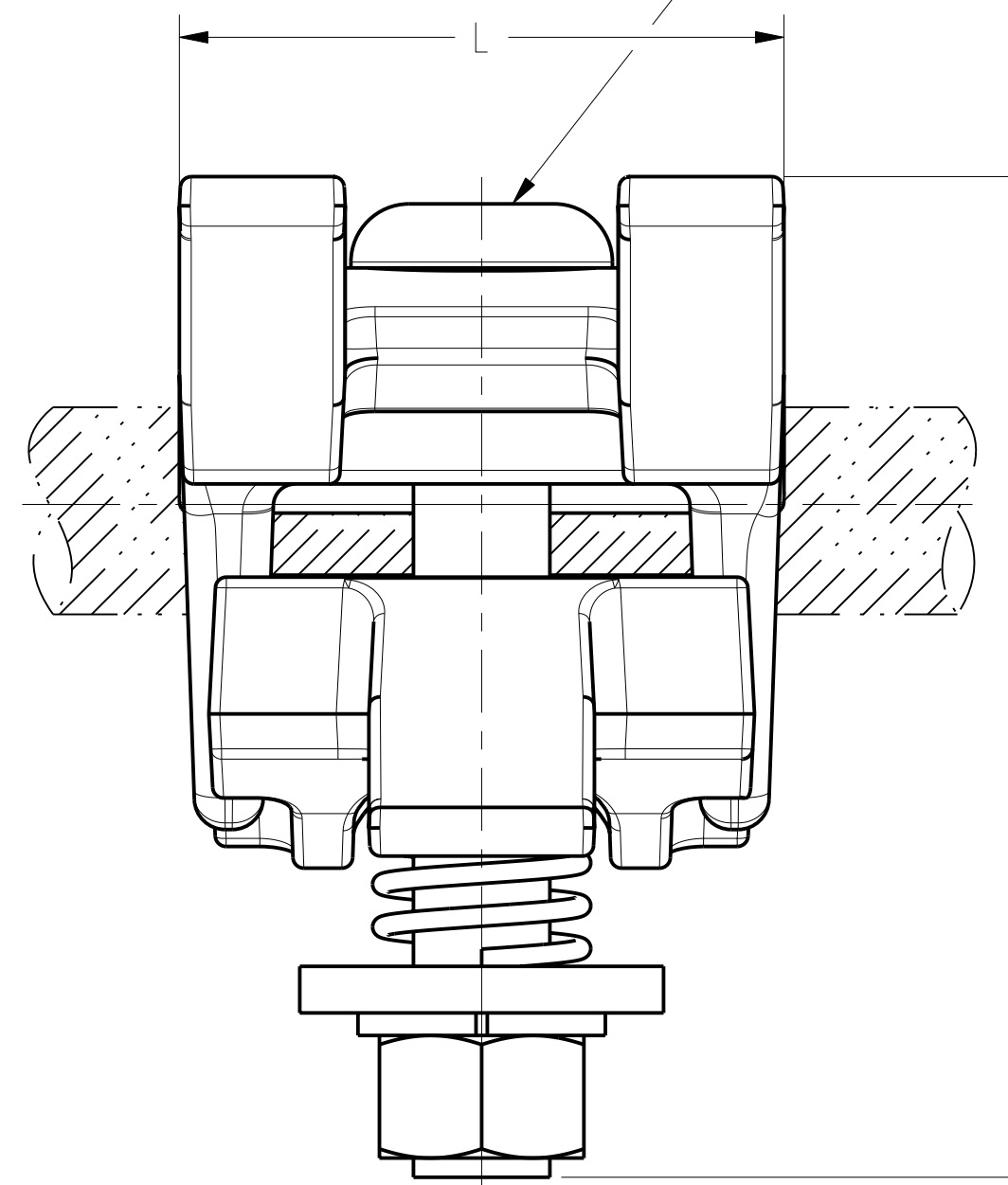
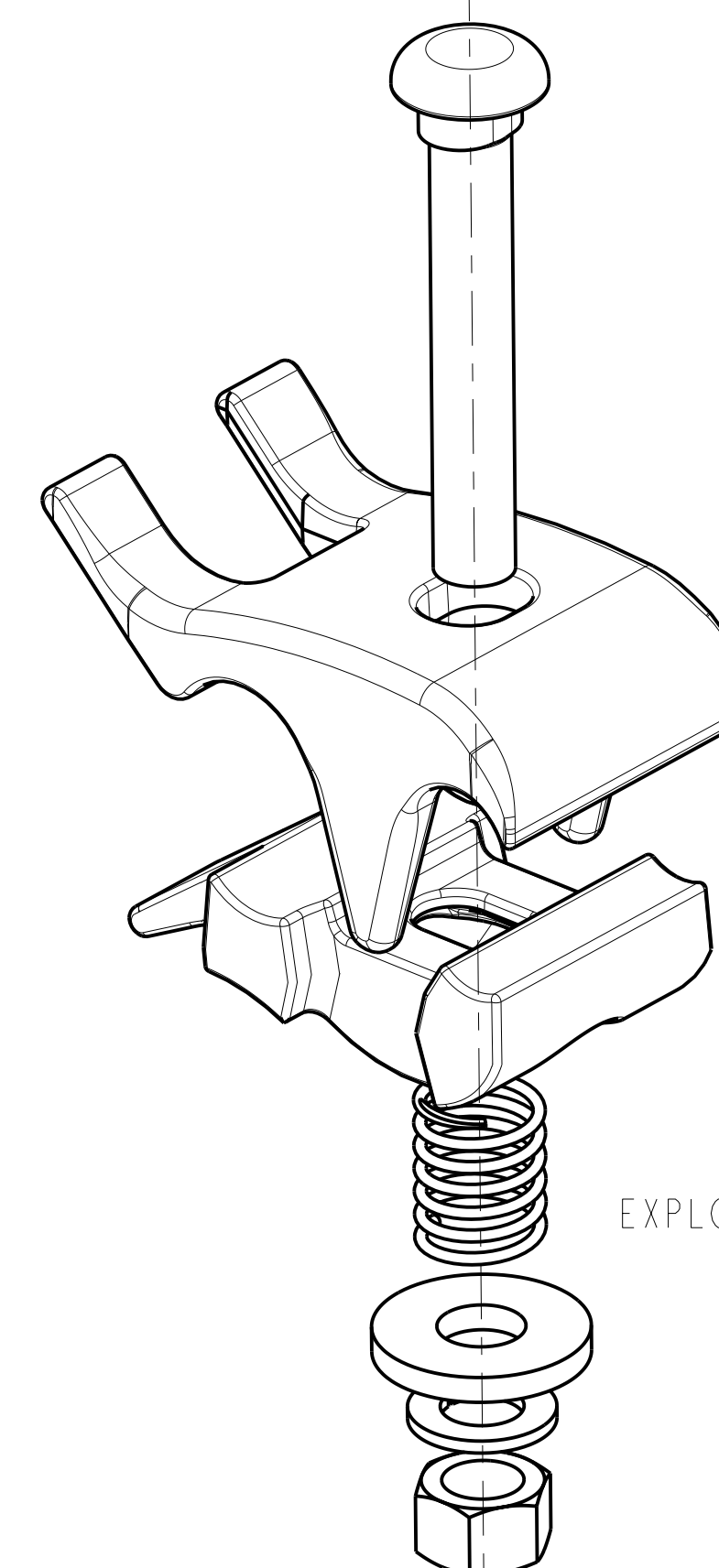


FIG. 1

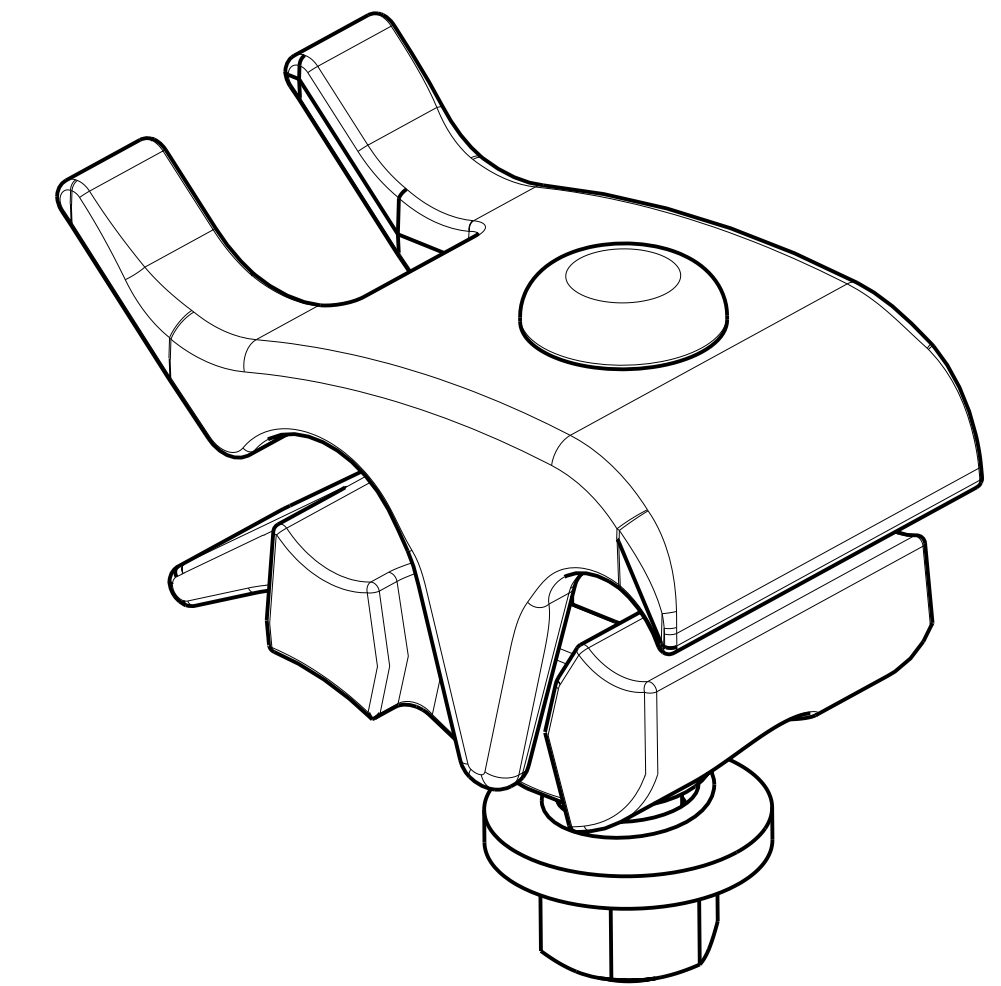
GROOVE "A" RUN

GROOVE "B" (TAP)

3/8"-16 SILICON BRONZE OVAL SHANK BOLT, SILICON BRONZE SPLIT LOCK WASHER & SILICON BRONZE HEX NUT WITH STAINLESS STEEL FLAT WASHER & SPRING



EXPLODED 3D VIEW



3D VIEW

NOTES

1. THE BURNDY® FASTAP™ WITH LINEMAN ASSIS™ UTILIZES A SPRING SYSTEM THAT ACTS AS A THIRD HAND TO ASSIST DURING INSTALLATION. THE SYSTEM HELPS SECURE BOTH THE TAP AND RUN CONDUCTORS WHILE INSTALLING ON PRIMARY, SECONDARY, AND SERVICE LINES. THE DUCKBILL HANDLES SIMPLIFIES INSTALLATION BY PROVIDING A HANDLE TO EASILY HOLD THE CONNECTOR WHILE WEARING DIELECTRIC GLOVES. CONDUCTOR SIDE ENTRY FACILITATES INSTALLATION.

<sup>2</sup> ACCOMMODATES: SEE TABLE

3 MATERIAL:  
CASTING : CAST COPPER ALLOY  
HARDWARE : SILICON BRONZE  
SPRING & FLAT WASHER : STAINLESS STEEL

<sup>4</sup> NOMINAL BOLT INSTALLATION TORQUE : SEE TABLE

5 TO INCLUDE A COVER WITH THE CONNECTOR ADD "C". EXAMPLE: UTC26C. COVER MAY BE PURCHASED SEPARATELY USE CATALOG NUMBER UCTCOVER.

6 DIMENSIONS IN BRACKET [ ] DENOTES METRIC UNITS [SI UNITS] AND ARE ROUNDED TO THE NEAREST WHOLE NUMBER UNLESS OTHERWISE SPECIFIED THESE UNITS SHALL BE USED FOR REFERENCE ONLY.

<sup>7</sup> FOR ALL STAINLESS STEEL HARDWARE ADD "SS" TO END OF CATALOG NUMBER. EXAMPLE UCT26SS

<sup>8</sup> TO ADD A SHEAR NUT TO ENSURE PROPER TIGHTENING TORQUE WITHOUT A TORQUE WRENCH ADD "HN" TO THE END OF THE CATALOG NUMBER. EXAMPLE: UCT26HN

TO ORDER BURNDY® PRODUCTS CALL  
UNITED STATES  
1-800-346-4175 (LONDONDERRY, NH)  
CANADA:  
1-800-361-6975 (QUEBEC)  
1-800-387-6487 (ALL OTHER PROVINCES)  
FOR PRODUCT INFO: <http://www.burndy.com>

FASTAP™		SCALE:	NTS
ITEM NO:	SEE TABLE	DRAWING NO:	50079618
CAT. NO:	SEE TABLE	REV:	B
DRAWN BY:	M MOHAN 01/11/17	PROJECT #:	
CHECKER:	R LAVOIE 07/20/18	SIZE:	D
DSN APPVL:	R LAVOIE 07/20/18	DOCUMENT TYPE:	Sales
MFG APPVL:	J MEZA 07/18/18	REL LEVEL:	Released
QA APPVL:	E RIVERA 07/19/18		
MKT APPVL:	J HALL 07/20/18		
PROD FAM:	SUBSTATION		

**BURNDY**