

REV	DATE	DESCRIPTION	EC	BY	C'H'K.
B	1/22/2021	MU UPDATION	210128004307	SS	YR

CATALOG NUMBER	COPPER CONDUCTOR SIZE		Color Code Die Index	DIMENSIONS			Wire Strip Length	FIGURE
	AWG / KCMIL	Metric Conductor (MM ²)		OD	B min (B)	L		
YSV6CLFX	6 AWG CLASS B,C CLASS G,H,I,K,M	16 CLASS 2, 5	BLUE 7	0.31	0.78	1.75	7/8"	1
YSV4CLFX	4 AWG CLASS B,C CLASS G,H,I,K,M	-	GRAY 8	0.38	0.84	2.05	7/8"	
YSV3CLFX	3 AWG CLASS B,C CLASS G,H,I,K,M	-	WHITE 9	0.42	0.84	2.00	1"	
YSV2CLFX	2 AWG CLASS B,C CLASS G,H,I,K,M	35 CLASS 5	BROWN 10	0.46	0.84	2.06	1"	
YSV1CLFX	1 AWG CLASS B,C CLASS G,H,I,K,M	-	GREEN 11	0.51	0.84	2.08	1"	
YSV25LFX	1/0 AWG CLASS B,C CLASS G,H,I,K,M	50 CLASS 5	PINK 12	0.56	0.89	2.17	1"	
YSV26LFX	2/0 AWG CLASS B,C CLASS G,H,I,K,M	70 CLASS 5	BLACK 13	0.63	0.89	2.17	1"	
YSV27LFX	3/0 AWG CLASS B,C CLASS G,H,I,K,M	95 CLASS 5	ORANGE 14	0.70	0.89	2.17	1-1/8"	
YSV28LFX	4/0 AWG CLASS B,C CLASS G,H,I,K,M	120 CLASS 2, 5	PURPLE 15	0.77	0.89	2.17	1-1/8"	
YSV29LFX	250 KCMIL CLASS B,C 4/0 AWG CLASS G,H,I,K,M	-	YELLOW 16	0.80	0.89	2.17	1-1/8"	
YS30LFX	250 KCMIL CLASS G,H	-	YELLOW 16	0.81	1.02	2.47	1-1/8"	2
YS31LFX	250 KCMIL CLASS I,K,M 262 DLO	150 CLASS 5	WHITE 17	0.88	1.08	2.60	1-1/4"	
YS32LFX	300 KCMIL CLASS G,H,I,K,M 313 DLO	185 CLASS 5	RED 18	0.95	1.14	2.74	1-1/4"	
YS34LFX	350 KCMIL G,H,I,K,M 373 DLO	240 CLASS 5	BLUE 19	1.06	1.33	3.15	1-1/2"	
YS36LFX	500 KCMIL CLASS G,H 444 DLO	-	BROWN 20	1.19	1.31	3.22	1-1/2"	
YS38LFX	500 KCMIL H,I,K, 550 KCMIL G,H,I 535 DLO	300 CLASS 5	PINK L99	1.25	1.31	3.22	1-1/2"	
YS40LFX	650 KCMIL CLASS 646 DLO	400 CLASS 5	BLACK 24	1.35	1.56	3.75	1-5/8"	
YS44LFX	750 KCMIL G,H,I 777 DLO	500 CLASS 5	YELLOW L115	1.50	1.81	4.28	2"	

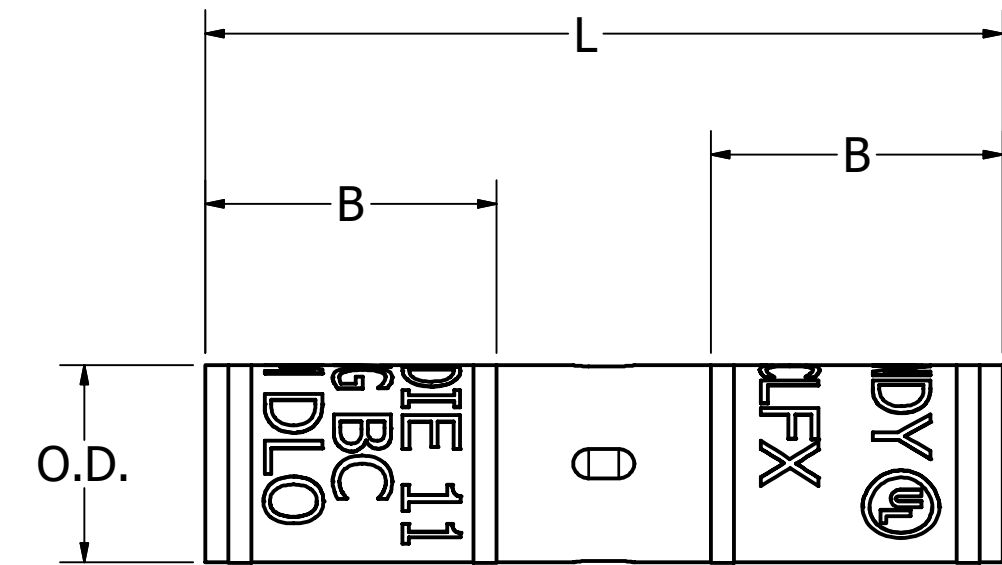



FIG 1

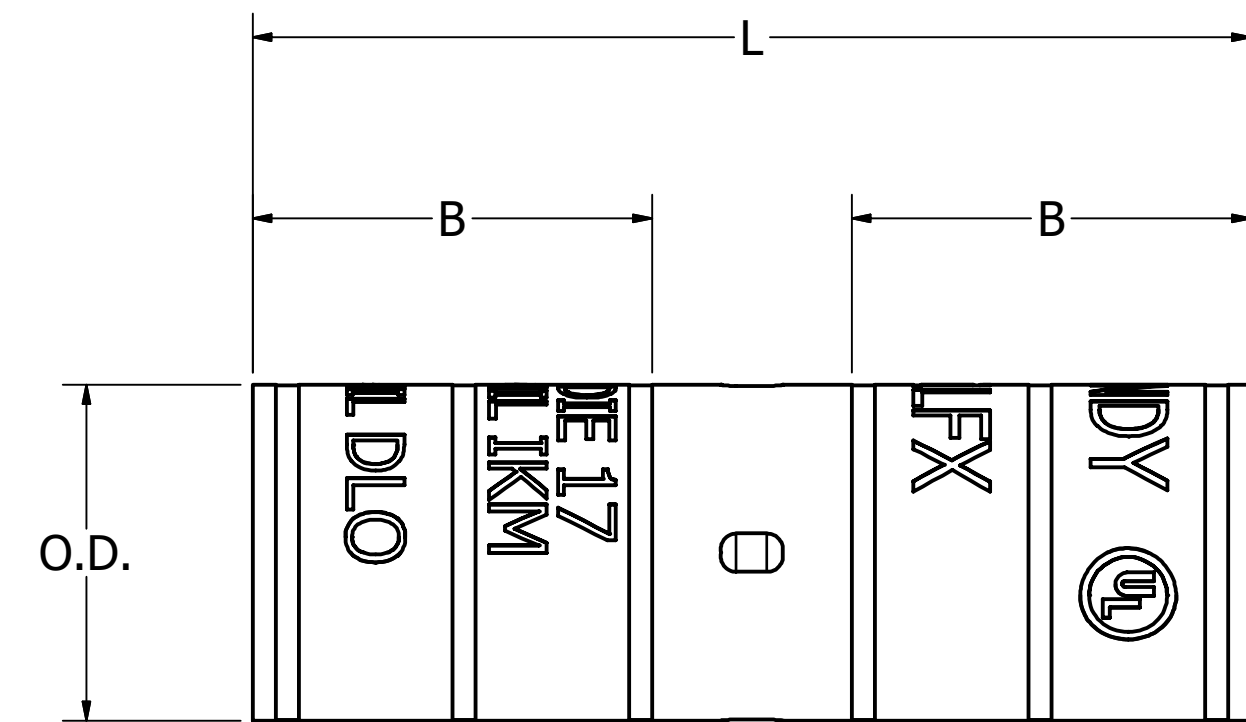


FIG 2

NOTES:

- MATERIAL; COPPER TUBING. FINISH: TIN PLATED.
- UL LISTED AND CSA CERTIFIED SPLICING WIRE CONNECTORS. UL FILE NO. E9498. CSA FILE NO. 42860.
- OPTIONAL PLATING TYPES: SUFFIX NK= NICKEL, TZ=TIN/ZINC, SV= SILVER
- DIMENSIONS IN BRACKETS [] ARE IN MILLIMETERS ROUNDED OFF TO THE NEAREST MILLIMETER, UNLESS OTHERWISE SPECIFIED AND ARE FOR REFERENCE ONLY.

TO ORDER BURNDY® PRODUCTS CALL		SHORT BARREL FLEX SPLICES	
UNITED STATES 1-800-346-4175 (LONDONDERRY, NH)		ITEM NO: (SEE TABLE)	
CANADA: 1-800-361-6975 (QUEBEC) 1-800-387-6487 (ALL OTHER PROVINCES)		CAT. NO: (SEE TABLE)	
FOR PRODUCT INFO: http://www.burndy.com		DRAWN BY: J.L. BERGERON 10/15/2020	
		CHECKER: R.ROMAN 10/15/2020	
		DSN APRVL: R.ROMAN 10/28/2020	
		MFG APRVL: --	
		QA APRVL: T.WATTS 11/2/2020	
		MKT APRVL: B.MICHAUD 10/28/2020	
		PROD FAM: --	
		PROJECT #: --	
		DOCUMENT TYPE: SALES	
		REL LEVEL: Released	
		DRAWING NO	
		50117136	
		REV	
		B	
		SHEET 1 OF 3	

CATALOG NUMBER	MECHANICAL TOOLS (# CRIMPS)				HYRAULIC TOOLS (# CRIMPS)				HYDRAULIC TOOLS - DIELESS (# CRIMPS)	
	OUR840, MD6, MD7 SERIES	MY29 SERIES	Y1MRTC, Y122CMR	MRC840	MD6, 600, 500 SERIES	750, 35 SERIES	45 SERIES USE PT6515 WITH U DIE	46 SERIES USE PUADP1U DIE	81K SERIES	644 & 444s series
YSV6CLFX	W5CVT (1) W5CRT (1) X5CRT (1)	1 CRIMP	1 CRIMP	1 CRIMP	W5CVT (1) W5CRT (1) X5CRT (1)	U5CRT (1)	U5CRT (1)	U5CRT (1)	1 CRIMP	----
YSV4CLFX	W4CVT (1) W4CRT (1) X4CRT (1)	1 CRIMP	2 CRIMP	1 CRIMP	W4CVT (1) W4CRT (1) X4CRT (1)	U4CRT (1)	U4CRT (1)	U4CRT (1)	1 CRIMP	----
YSV2CLFX	W2CVT (1) W2CRT (1) X2CRT (1)	1 CRIMP	2 CRIMP	1 CRIMP	W2CVT (1) W2CRT (1) X2CRT (1)	U2CRT (1)	U2CRT (1)	U2CRT (1)	1 CRIMP	1 CRIMP
YSV1CLFX	W1CVT (1) W1CRT1 (1) X1CRT1 (1)	1 CRIMP	----	1 CRIMP	W1CVT (1) W1CRT1 (1) X1CRT1 (2)	U1CRT1 (1)	U1CRT1 (1)	U1CRT1 (1)	1 CRIMP	1 CRIMP
YSV25LFX	W25VT (2) W25RT (2) X25RT (2)	1 CRIMP	----	2 CRIMP	W25VT (2) W25RT (2) X25RT (2)	U25RT (1)	U25RT (1)	U25RT (1)	1 CRIMP	1 CRIMP
YSV26LFX	W26VT (2) W26RT (2) X26RT (2)	1 CRIMP	----	2 CRIMP	W26VT (2) W26RT (2) X26RT (2)	U26RT (1)	U26RT (1)	U26RT (1)	1 CRIMP	1 CRIMP
YSV27LFX	W27VT (2) W27RT (2) X27RT (3)	1 CRIMP	----	2 CRIMP	W27VT (2) W27RT (2) X27RT (3)	U27RT (1)	U27RT (1)	U27RT (1)	1 CRIMP	1 CRIMP
YSV28LFX	W28VT (2) W28RT (2) X28RT (3)	1 CRIMP	----	2 CRIMP	W28VT (2) W28RT (2) X28RT (3)	U28RT (1)	U28RT (1)	U28RT (1)	1 CRIMP	1 CRIMP
YSV29LFX	W29VT (2) W29RT (2) X29RT (4)	1 CRIMP	----	----	W29VT (2) W29RT (2) X29RT (4)	U29RT (1)	U29RT (1)	U29RT (1)	1 CRIMP	1 CRIMP
YS30LFX	W29VT (2) W29RT (2) X29RT (4)	----	----	----	W29VT (2) W29RT (2) X29RT (4)	U29RT (1)	U29RT (1)	U29RT (1)	1 CRIMP	1 CRIMP
YS31LFX	W30VT (2)	----	----	----	W30VT (2) W30RT (2)	U30RT (2)	U30RT (2)	U30RT (2)	1 CRIMP	1 CRIMP
YS32LFX	W31VT (2)	----	----	----	W31VT (2) W31RT (2)	U31RT (2)	U31RT (2)	U31RT (2)	1 CRIMP	1 CRIMP
YS34LFX	W32VT (2)	----	----	----	W32VT (2) W32RT (2)	U32RT (2)	U32RT (2)	U32RT (2)	1 CRIMP	1 CRIMP
YS36LFX	----	----	----	----	----	U34RT (2)	U34RT (2)	U34RT (2)	1 CRIMP	1 CRIMP
YS38LFX	----	----	----	----	----	U38XRT (2)	U38XRT (2)	U38XRT (2)	1 CRIMP	1 CRIMP
YS40LFX	----	----	----	----	----	U39RT (2)	U39RT (2)	U39RT (2) P39RT (2)	2* OVERLAPPING CRIMP	1 CRIMP
YS44LFX	----	----	----	----	----	U44XRT (2)	U44XRT (2)	U44XRT (2) P44XRT (2)	2* OVERLAPPING CRIMP	1 CRIMP

REV	DATE	DESCRIPTION	EC	BY	CHK.
B	1/22/2021	MU UPDATION	210128004307	SS	YR

NOTES:

- NUMBER OF CRIMPS PER END AS DENOTED BY CHART.
- OVERLAPPING CRIMPS WHEN USING THE 81K OR 4PC SERIES OF INSTALLATION TOOLING. OVERLAP EACH CONSECUTIVE CRIMP SO THAT THE COMPLETED INSTALLATION OF ALL OVERLAPPING CRIMPS COVERS THE ENTIRE CRIMP ZONE .

TO ORDER BURNDY® PRODUCTS CALL
 UNITED STATES
 1-800-346-4175 (LONDONDERRY, NH)
 CANADA:
 1-800-361-6975 (QUEBEC)
 1-800-387-6487 (ALL OTHER PROVINCES)
 FOR PRODUCT INFO: <http://www.burndy.com>

SHORT BARREL FLEX SPLIES	
ITEM NO: (SEE TABLE)	
CAT. NO: (SEE TABLE)	
DRAWN BY: JL.BERGERON	10/15/2020
CHECKER: R.ROMAN	10/15/2020
DSN APRVL: R.ROMAN	10/28/2020
MFG APRVL: --	
QA APRVL: T.WATTS	11/2/2020
MKT APRVL: B.MICHAUD	10/28/2020
PROD FAM: --	
PROJECT #: --	
DOCUMENT TYPE: SALES	
REL LEVEL: Released	
DRAWING NO	REV
50117136	B
SIZE	
C	
SHEET 2 OF 3	



REV	DATE	DESCRIPTION	EC	BY	CHK.
B	1/22/2021	MU UPDATION	210128004307	SS	YR

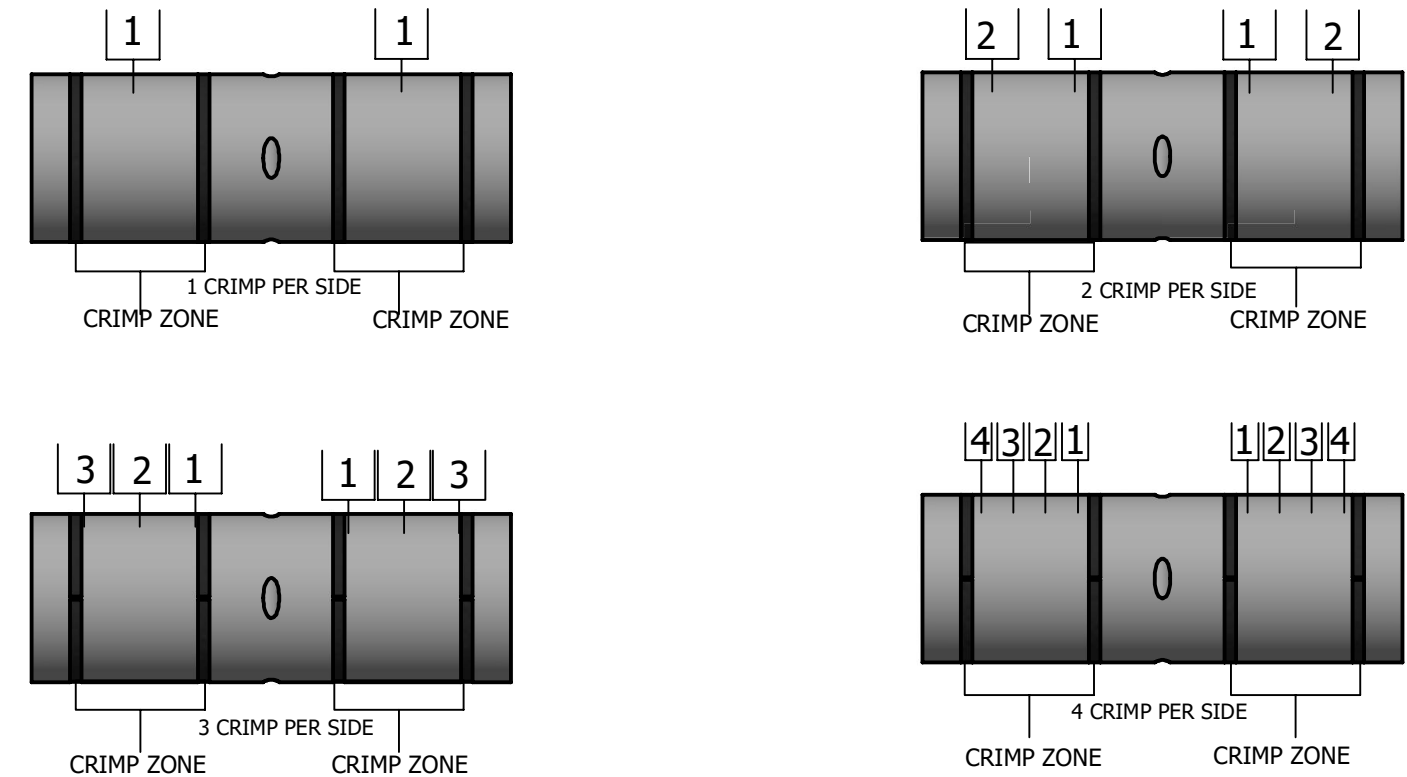
Installation Instructions

Installation instruction help the installer understand proper wire preparation, proper insertion requirements, crimp zone location, individual crimp location, crimp order and crimp direction, to ensure safe and reliable wire connections. UL Listing and CSA certification are only valid when using the BURNDY Engineered System and following BURNDY Installation Instruction.

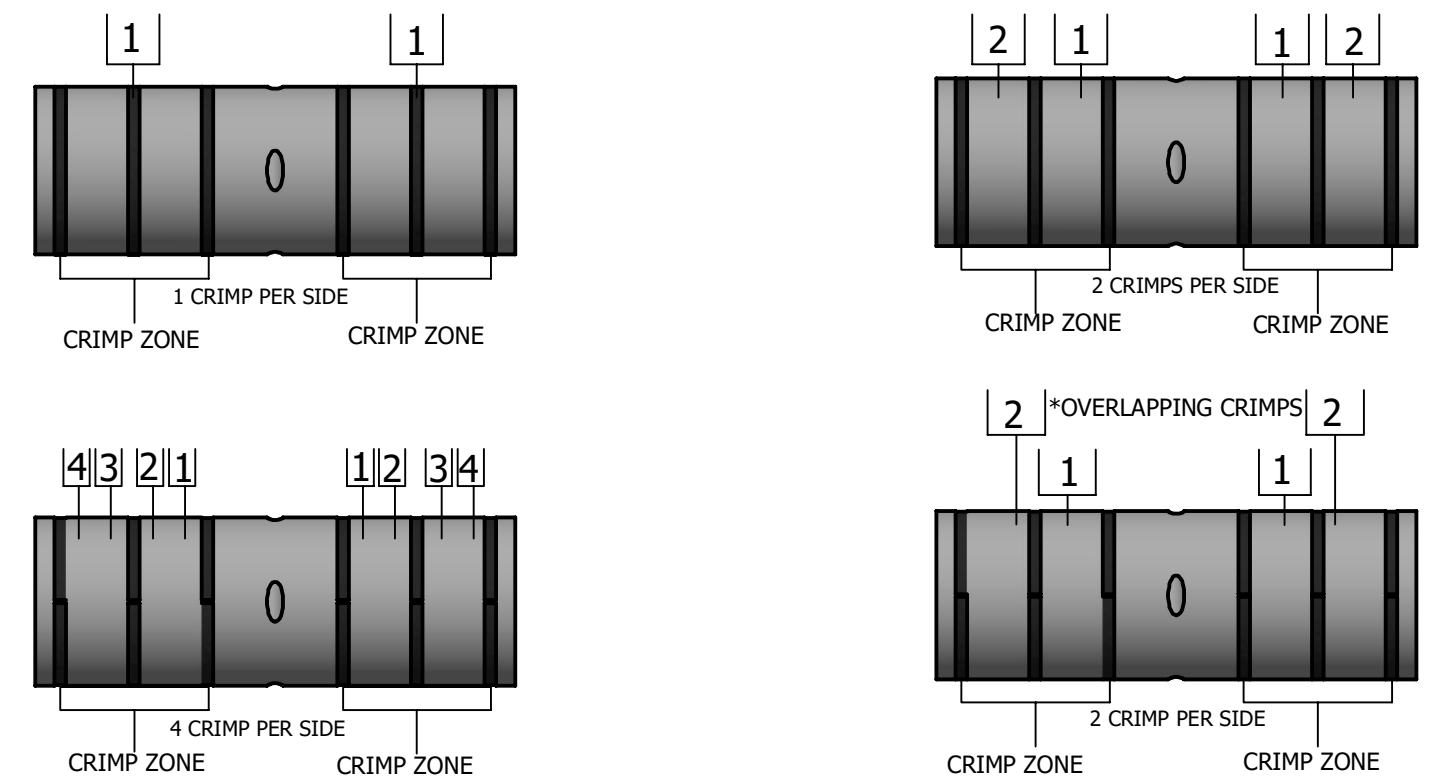
CATALOG NUMBER DESIGNATIONS		
YS8CLBOX	YSV6CLFX	YSV4CLFX
YSV3CLFX	YSV2CLFX	YSV1CLFX
YSV25LFX	YSV26LFX	YSV27LFX
YSV28LFX	YSV29LFX	

Copper Flex Standard Barrel Splice Installation Steps:

- Select the appropriate connector based on:
 - Wire Material
 - Wire Construction
 - Wire Size
- Strip the Insulation to the appropriate wire strip length, based on table's Wire strip length recommendation for the selected connector. Due to tolerances in the connector, Wire Strip Length, and insulation stripping tools, This range may be 0"- 1/4". The exposed wire, also known as a "shiner" has no performance impact on the connections and there is no wire exposure requirement by BURNDY.
- As the best practice, wire brush the bare conductor to remove any oxides, DO NOT wire brush tin- plated connectors.
- Insert the conductor into the barrel until flush against the conductor stops halfway into the splice connector.
- Apply the proper number of crimps specified by the appropriate illustration for the side with conductor inserted.
- *Some catalog number require overlapping crimps when using the 81K or 4PC series of installation tooling. Please refer the overlapping crimps image. Overlap each consecutive crimp so that the completed installation of overlapping crimps covers the entire crimps zone.
- Use the same steps 2-5 for the other side of the splices.
- Once all crimps have been completed, the connection can be easily inspected for proper installation.



CATALOG NUMBER DESIGNATION			
YS30LFX	YS31LFX	YS32LFX	YS34LFX
YS36LFX	YS38LFX	YS40LFX*	YS44LFX*



NOTE: Illustration show black bands however this is just a representation of the crimp zone. See individual connector for actual crimp band color.

TO ORDER BURNDY® PRODUCTS CALL UNITED STATES 1-800-346-4175 (LONDONDERRY, NH) CANADA: 1-800-361-6975 (QUEBEC) 1-800-387-6487 (ALL OTHER PROVINCES) FOR PRODUCT INFO: http://www.burndy.com	SHORT BARREL FLEX SPLIES		
	ITEM NO: (SEE TABLE)		
	CAT. NO: (SEE TABLE)		
	DRAWN BY: JL.BERGERON	10/15/2020	
	CHECKER: R.ROMAN	10/15/2020	
	DSN APRVL: R.ROMAN	10/28/2020	
	MFG APRVL: --		
	QA APRVL: T.WATTS	11/2/2020	
	MKT APRVL: B.MICHAUD	10/28/2020	
	PROD FAM: --		DRAWING NO
PROJECT #: --	SIZE	50117136	REV
DOCUMENT TYPE: SALES	C		B
REL LEVEL: Released		SHEET 3 OF 3	