

REV	DATE	DESCRIPTION	EC	BY	CHK.
B	1/27/2020	MU UPDATION	210128004307	SS	YR

CATALOG NUMBER	COPPER CONDUCTOR SIZE		Color Code Die Index	DIMENSIONS			Wire Strip Length	FIGURE
	AWG / KCMIL	Metric Conductor (MM <sup>2</sup> )		OD	B min (B)	L		
YSV6CFX	6 AWG CLASS B,C CLASS G,H,I,K,M	16 CLASS 2, 5	BLUE 7	0.31	1.09	2.53	1-1/4	1
YSV4CFX	4 AWG CLASS B,C CLASS G,H,I,K,M	-	GRAY 8	0.38	1.22	2.80	1-1/4	
YSV3CFX	3 AWG CLASS B,C CLASS G,H,I,K,M	-	WHITE 9	0.42	1.22	2.82	1-9/16	
YSV2CFX	2 AWG CLASS B,C CLASS G,H,I,K,M	35 CLASS 5	BROWN 10	0.46	1.34	3.06	1-1/2	
YSV1CFX	1 AWG CLASS B,C CLASS G,H,I,K,M	-	GREEN 11	0.51	1.34	3.08	1-1/2	
YSV25FX	1/0 AWG CLASS B,C CLASS G,H,I,K,M	50 CLASS 5	PINK 12	0.56	1.45	3.30	1-5/8	
YSV26FX	2/0 AWG CLASS B,C CLASS G,H,I,K,M	70 CLASS 5	BLACK 13	0.63	1.45	3.30	1-5/8	
YSV27FX	3/0 AWG CLASS B,C CLASS G,H,I,K,M	95 CLASS 5	ORANGE 14	0.70	1.45	3.30	1-5/8	
YSV28FX	4/0 AWG CLASS B,C CLASS G,H,I,K,M	120 CLASS 2, 5	PURPLE 15	0.77	1.45	3.30	1-5/8	
YSV29FX	250 KCMIL CLASS B,C 4/0 AWG CLASS G,H,I,K,M	-	YELLOW 16	0.80	1.45	3.30	1-5/8	
YS30FX	250 KCMIL CLASS G,H	-	YELLOW 16	0.81	1.95	4.34	2-1/8	2
YS31FX	250 KCMIL CLASS I,K,M 262 KCMIL DLO	150 CLASS 5	WHITE 17	0.88	1.95	4.35	2-1/8	
YS32FX	300 KCMIL CLASS G,H,I,K,M 313 KCMIL DLO	185 CLASS 5	RED 18	0.95	2.08	4.62	2-1/4	
YS34FX	350 KCMIL G,H,I,K,M 373 KCMIL DLO	240 CLASS 5	BLUE 19	1.06	2.20	4.91	2-1/4	
YS36FX	500 KCMIL CLASS G,H 444 KCMIL DLO		BROWN 20	1.19	2.63	5.85	2-3/4	
YS38FX	500 KCMIL H,I,K, 550 KCMIL G,H,I 535 KCMIL DLO	300 CLASS 5	PINK L99	1.25	2.75	6.10	2-7/8	
YS40FX	650 KCMIL CLASS 646 KCMIL DLO	400 CLASS 5	BLACK 24	1.35	2.88	6.38	3	
YS44FX	750 KCMIL G,H,I 777 KCMIL DLO	500 CLASS 5	YELLOW L115	1.50	2.94	6.53	3-1/8	

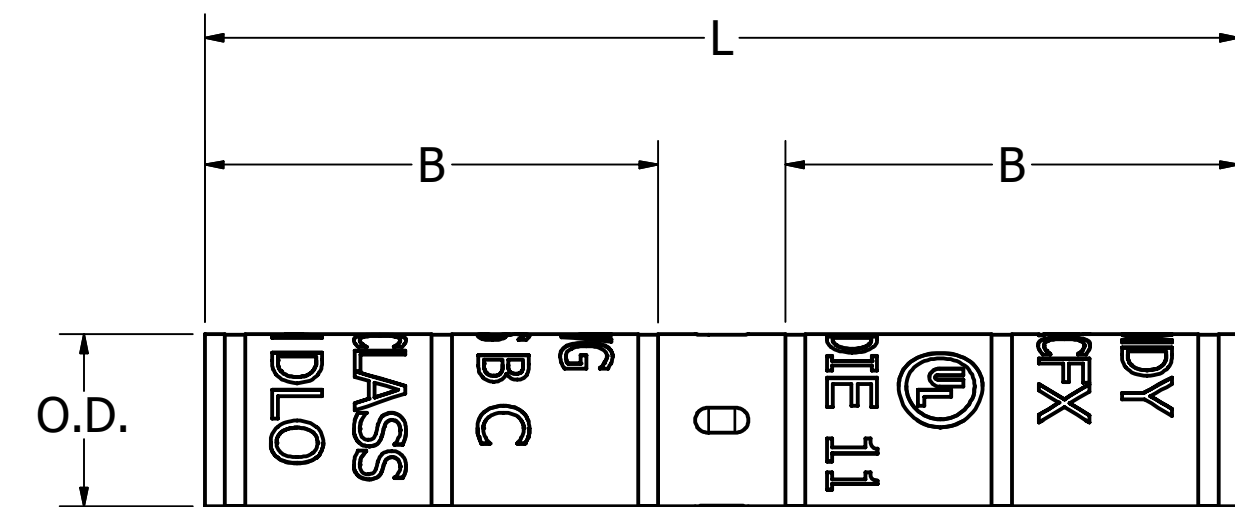



FIG 1

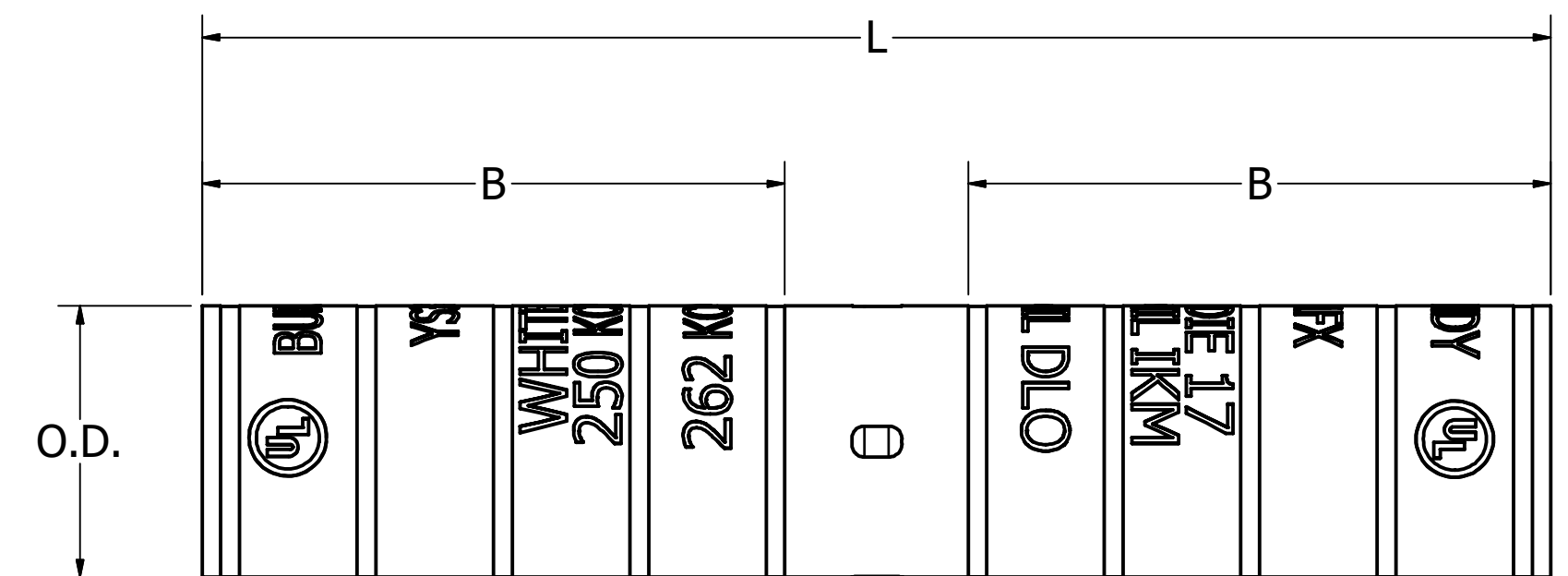


FIG 2

NOTES:

- MATERIAL; COPPER TUBING. FINISH: TIN PLATED.
- UL LISTED AND CSA CERTIFIED SPLICING WIRE CONNECTORS. UL FILE NO. E9498. CSA FILE NO. 42860.
- OPTIONAL PLATING TYPES: SUFFIX NK= NICKEL, TZ=TIN/ZINC, SV= SILVER
- DIMENSIONS IN BRACKETS [ ] ARE IN MILLIMETERS ROUNDED OFF TO THE NEAREST MILLIMETER, UNLESS OTHERWISE SPECIFIED AND ARE FOR REFERENCE ONLY.

TO ORDER BURNDY® PRODUCTS CALL		LONG BARREL FLEX SPLIES	
UNITED STATES 1-800-346-4175 (LONDONDERRY, NH)		ITEM NO: (SEE TABLE)	
CANADA: 1-800-361-6975 (QUEBEC) 1-800-387-6487 (ALL OTHER PROVINCES)		CAT. NO: (SEE TABLE)	
FOR PRODUCT INFO: <a href="http://www.burndy.com">http://www.burndy.com</a>		DRAWN BY: J.L. BERGERON 10/15/2020	
		CHECKER: R.ROMAN 10/15/2020	
		DSN APRVL: R.ROMAN 10/28/2020	
		MFG APRVL: --	
		QA APRVL: T.WATTS 11/2/2020	
		MKT APRVL: B.MICHAUD 10/28/2020	
		PROD FAM: --	
		PROJECT #: NPD	
		DOCUMENT TYPE: SALES	
		REL LEVEL: Released	
		DRAWING NO	
		50117138	
		SHEET 1 OF 3	
		REV	
		B	

CATALOG NUMBER	MECHANICAL TOOLS (# CRIMPS)				HYRAULIC TOOLS (# CRIMPS)				HYDRAULIC TOOLS - DIELESS (# CRIMPS)	
	OUR840, MD6, MD7 SERIES	MY29 SERIES	Y1MRTC, Y122CMR	MRC840	MD6, 600, 500 SERIES	750, 35 SERIES	45 SERIES USE PT6515 WITH U DIE	46 SERIES USE PUADP1U DIE	81K SERIES	644 & 444s series
YSV6CFX	W5CVT (2) W5CRT (2) X5CRT (2)	2 CRIMP	1 CRIMP	2 CRIMP	W5CVT (2) W5CRT (2) X5CRT (2)	U5CRT (2)	U5CRT (2)	U5CRT (2)	1 CRIMP	----
YSV4LFX	W4CVT (2) W4CRT (2) X4CRT (2)	2 CRIMP	4 CRIMP	2 CRIMP	W4CVT (2) W4CRT (2) X4CRT (2)	U4CRT (2)	U4CRT (2)	U4CRT (2)	1 CRIMP	
YSV2CFX	W2CVT (2) W2CRT (2) X2CRT (2)	2 CRIMP	4 CRIMP	2 CRIMP	W2CVT (2) W2CRT (2) X2CRT (2)	U2CRT (2)	U2CRT (2)	U2CRT (2)	1 CRIMP	1 CRIMP
YSV1CFX	W1CVT (2) W1CRT1 (2) X1CRT1 (2)	2 CRIMP	----	2 CRIMP	W1CVT (2) W1CRT1 (2) X1CRT1 (2)	U1CRT1 (2)	U1CRT1 (2)	U1CRT1 (2)	2 CRIMP	1 CRIMP
YSV25FX	W25VT (4) W25RT (4) X25RT (4)	2 CRIMP	----	4 CRIMP	W25VT (4) W25RT (4) X25RT (4)	U25RT (2)	U25RT (2)	U25RT (2)	2 CRIMP	1 CRIMP
YSV26FX	W26VT (4) W26RT (4) X26RT (4)	2 CRIMP	----	4 CRIMP	W26VT (4) W26RT (4) X26RT (4)	U26RT (2)	U26RT (2)	U26RT (2)	2 CRIMP	1 CRIMP
YSV27FX	W27VT (4) W27RT (4) X27RT (4)	2 CRIMP	----	4 CRIMP	W27VT (4) W27RT (4) X27RT (6)	U27RT (2)	U27RT (2)	U27RT (2)	2 CRIMP	1 CRIMP
YSV28FX	W28VT (4) W28RT (4) X28RT (6)	2 CRIMP	----	4 CRIMP	W28VT (4) W28RT (4) X28RT (6)	U28RT (2)	U28RT (2)	U28RT (2)	2 CRIMP	1 CRIMP
YSV29FX	W29VT (4) W29RT (4) X29RT (8)	2 CRIMP	----	----	W29VT (4) W29RT (4) X29RT (8)	U29RT (2)	U29RT (2)	U29RT (2)	2 CRIMP	1 CRIMP
YS30FX	W29VT (4) W29RT (4) X29RT (8)	----	----	----	W29VT (4) X29RT (4) W29RT (8)	U29RT (2)	U29RT (2)	U29RT (2)	2 CRIMP	1 CRIMP
YS31FX	W30VT (4)	----	----	----	W30VT (4) W30RT (4)	U30RT (4)	U30RT (4)	U30RT (4)	2 CRIMP	1 CRIMP
YS32FX	W31VT (4)	----	----	----	W31VT (4) W31RT (4)	U31RT (4)	U31RT (4)	U31RT (4)	2 CRIMP	1 CRIMP
YS34FX	W32VT (4)	----	----	----	W32VT (4) W32RT (4)	U32RT (4)	U32RT (4)	U32RT (4)	2 CRIMP	1 CRIMP
YS36FX	----	----	----	----	----	U34RT (4)	U34RT (4)	U34RT (4)	2 CRIMP	1 CRIMP
YS38FX	----	----	----	----	----	U38XRT (4)	U38XRT (4)	U38XRT (4)	3 CRIMP	1 CRIMP
YS40FX	----	----	----	----	----	U39RT (4)	U39RT (4)	U39RT (4) P39RT (4)	3 CRIMP	1 CRIMP
YS44FX	----	----	----	----	----	U44XRT (4)	U44XRT (4)	U44XRT (4) P44XRT (4)	3 CRIMP	1 CRIMP

REV	DATE	DESCRIPTION	EC	BY	CHK.
B	1/27/2020	MU UPDATION	210128004307	SS	YR

NOTES:  
1. NUMBER OF CRIMPS PER END AS DENOTED BY CHART.

TO ORDER BURNDY® PRODUCTS CALL  
UNITED STATES  
1-800-346-4175 (LONDONDERRY, NH)  
CANADA:  
1-800-361-6975 (QUEBEC)  
1-800-387-6487 (ALL OTHER PROVINCES)  
FOR PRODUCT INFO: <http://www.burndy.com>

LONG BARREL FLEX SPLIES	
ITEM NO: (SEE TABLE)	
CAT. NO: (SEE TABLE)	
DRAWN BY: JL.BERGERON	10/15/2020
CHECKER: R.ROMAN	10/15/2020
DSN APRVL: R.ROMAN	10/28/2020
MFG APRVL: --	
QA APRVL: T.WATTS	11/27/2020
MKT APRVL: B.MICHAUD	10/28/2020
PROD FAM: --	
PROJECT #: NPD	SIZE
DOCUMENT TYPE: SALES	C
REL LEVEL: Released	
DRAWING NO	REV
50117138	B
SHEET 2 OF 3	



REV	DATE	DESCRIPTION	EC	BY	CHK.
B	1/27/2020	MU UPDATION	210128004307	SS	YR

# Installation Instructions

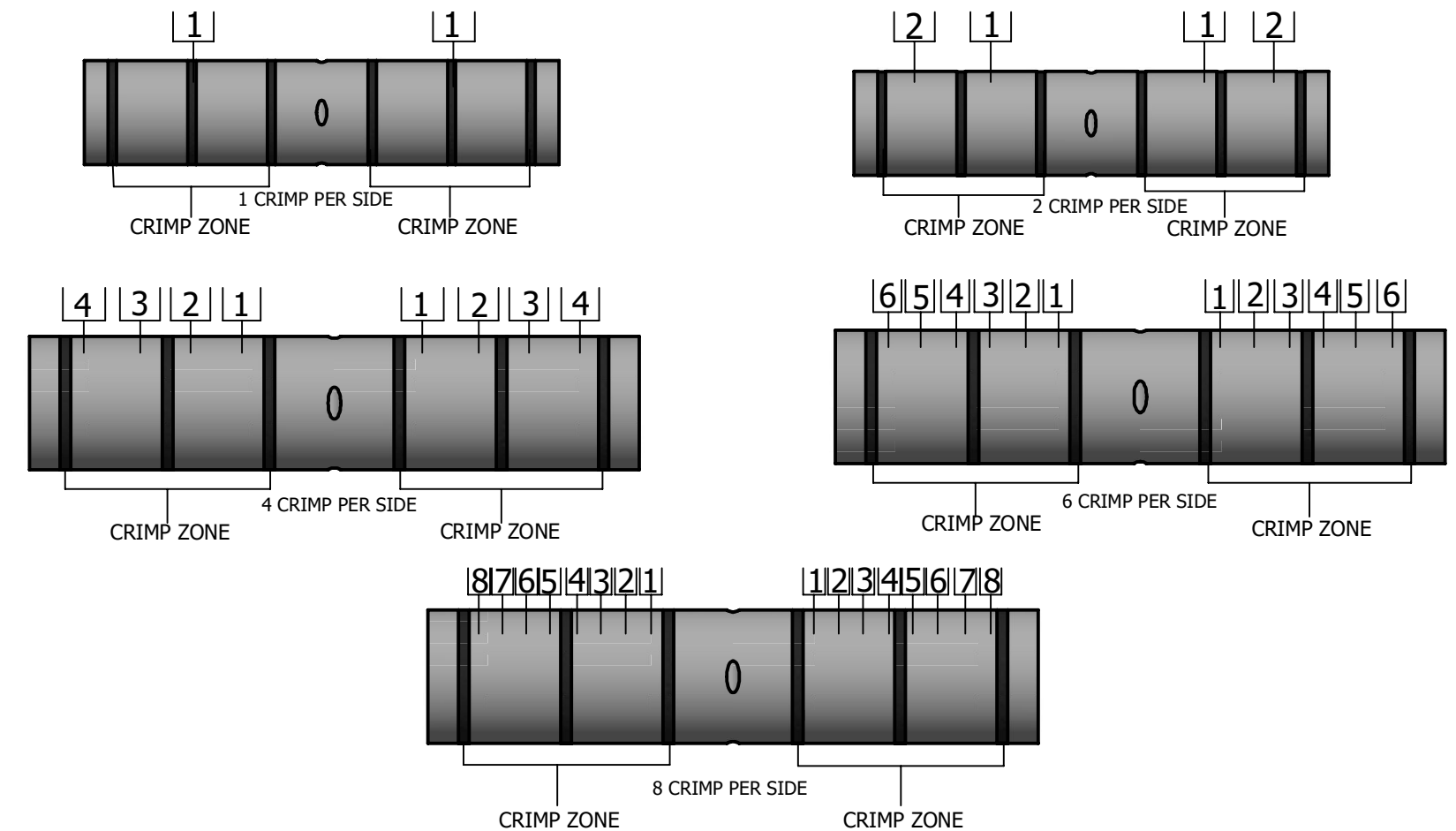
Installation instruction help the installer understand proper wire preparation, proper insertion requirements, crimp zone location, individual crimp location, crimp order and crimp direction, to ensure safe and reliable wire connections. UL Listing and CSA certification are only valid when using the BURNDY Engineered System and following BURNDY Installation Instruction.

## Copper Flex Long Barrel Splice Installation Steps:

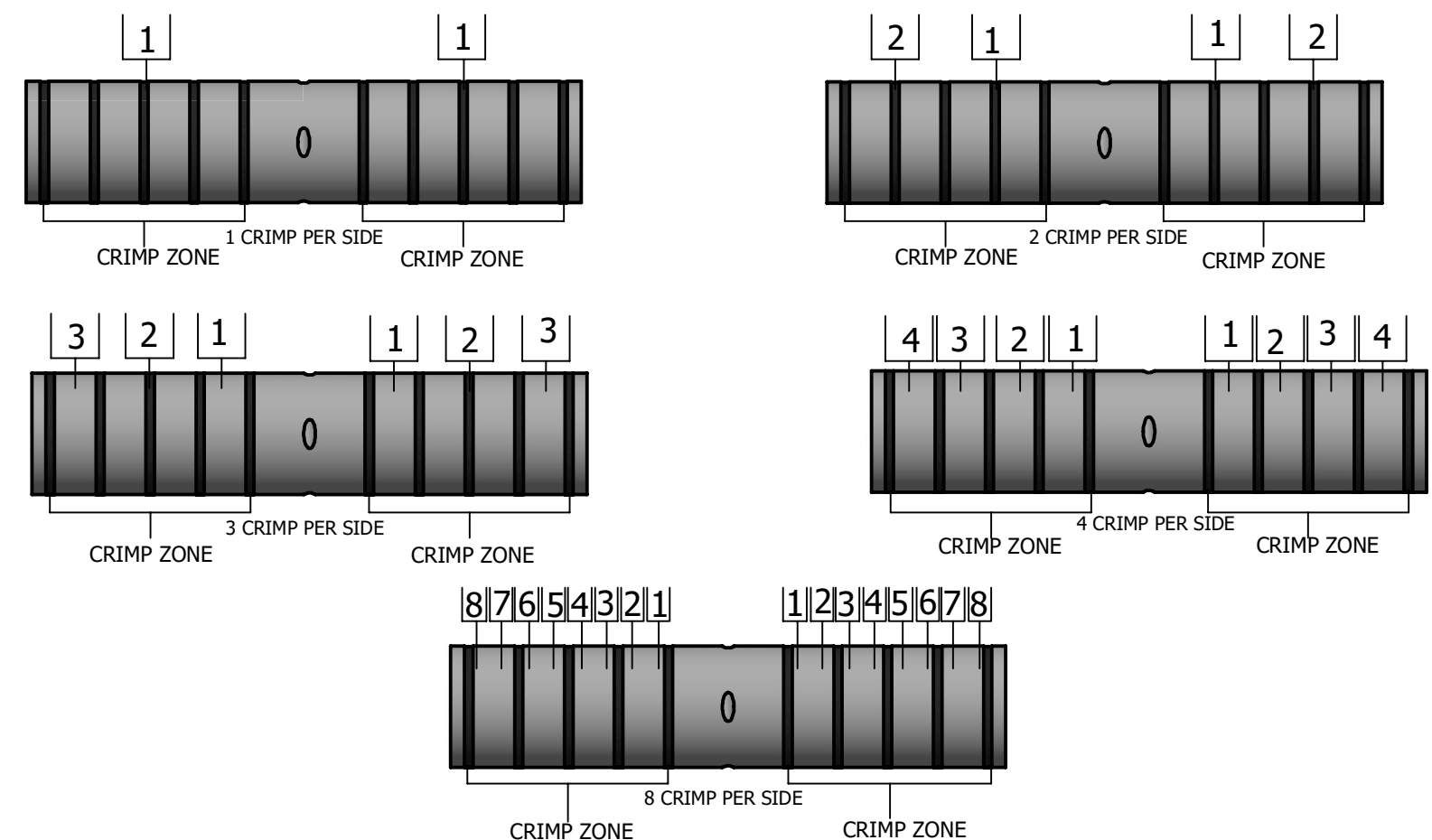
1. Select the appropriate connector based on:  
Wire Material  
Wire Construction  
Wire Size
2. Strip the Insulation to the appropriate wire strip length, based on table's Wire strip length recommendation for the selected connector. Due to tolerances in the connector, Wire Strip Length, and insulation stripping tools, This range may be 0"- 1/4". The exposed wire, also known as a "shiner" has no performance impact on the connections and there is no wire exposure requirement by BURNDY.
3. As the best practice, wire brush the bare conductor to remove any oxides, DO NOT wire brush tin- plated connectors.
4. Insert the conductor into the barrel until flush against the conductor stops halfway into the splice connector.
5. Apply the proper number of crimps specified by the appropriate illustration for the side with conductor inserted.
6. Use the same steps 2-5 for the other side of the splices.
7. Once all crimps have been completed, the connection can be easily inspected for proper installation.

NOTE: Illustration show black bands however this is just a representation of the crimp zone. See individual connector for actual crimp band color.

CATALOG NUMBER DESIGNATIONS			
YS8C	YSV6CFX	YSV4CFX	YSV3CFX
YSV2CFX	YSV1CFX	YSV25FX	YSV26FX
YSV27FX	YSV28FX	YSV29FX	



CATALOG NUMBER DESIGNATION			
YS30FX	YS31FX	YS32FX	YS34FX
YS36FX	YS38FX	YS40FX	YS44FX



TO ORDER BURNDY® PRODUCTS CALL		LONG BARREL FLEX SPLIES	
UNITED STATES		ITEM NO: (SEE TABLE)	
1-800-346-4175 (LONDONDERRY, NH)		CAT. NO: (SEE TABLE)	
CANADA:		DRAWN BY: J.L. BERGERON 10/15/2020	
1-800-361-6975 (QUEBEC)		CHECKER: R.ROMAN 10/15/2020	
1-800-387-6487 (ALL OTHER PROVINCES)		DSN APRVL: R.ROMAN 10/28/2020	
FOR PRODUCT INFO: <a href="http://www.burndy.com">http://www.burndy.com</a>		MFG APRVL: --	
		QA APRVL: T.WATTS 11/2/2020	
		MKT APRVL: B.MICHAUD 10/28/2020	
		PROD FAM: --	
		DRAWING NO	
		PROJECT #: NPD	
		SIZE	
		DOCUMENT TYPE: SALES	
		REL LEVEL: Released	
		50117138	
		SHEET 3 OF 3	
		REV	
		B	