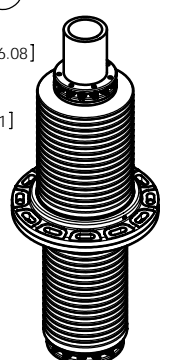
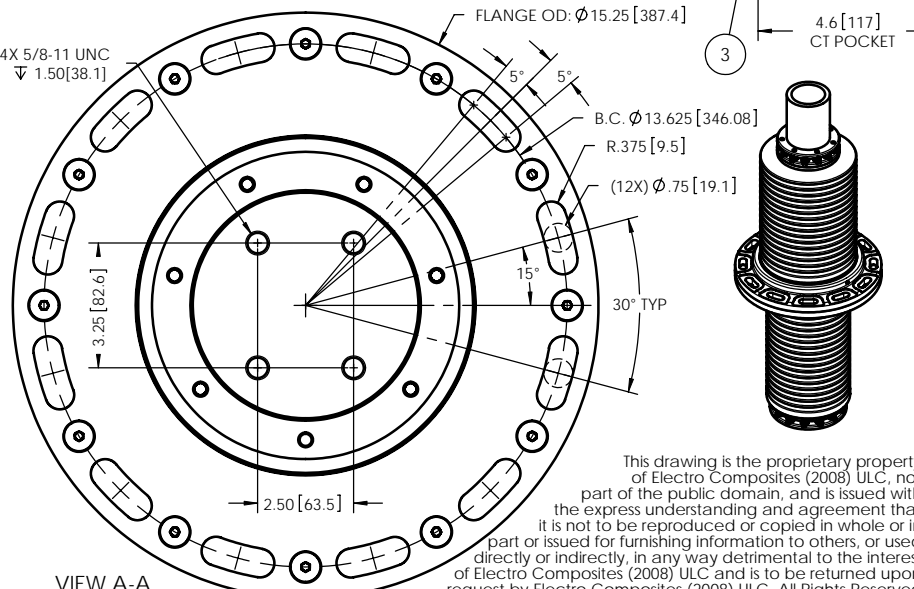
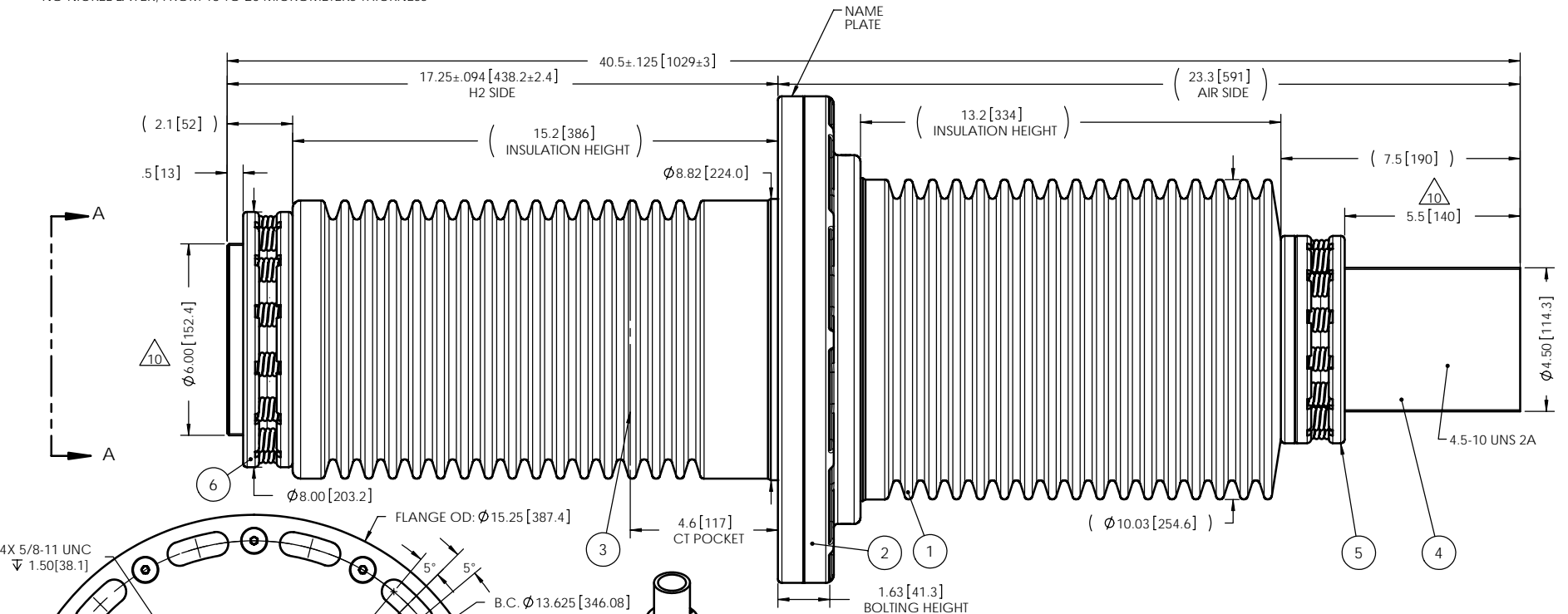


- NOTES:
- |   |                                      |                                    |
|---|--------------------------------------|------------------------------------|
| 1 | CREEPAGE DISTANCE:                   | AIR SIDE: 27.19" / H2 SIDE: 28.00" |
| 2 | ARC DISTANCE:                        | AIR SIDE: 14.76" / H2 SIDE: 15.58" |
| 3 | NOMINAL VOLTAGE:                     | 13.8kV                             |
| 4 | NOMINAL CURRENT:                     | 3400A                              |
| 5 | WITHSTAND VOLTAGE AT 60 sec.:        | 34kV                               |
| 6 | B.I.L. :                             | 82kV                               |
| 7 | ROUTINE TEST ACCORDING TO:           | SEE TESTING PROTOCOL               |
| 8 | MAX. TORQUE APPLIED ON FLANGE BOLTS: | 70 lbf x ft                        |
| 9 | WEIGHT:                              | 250.7 lbs / 113.72 Kg              |

10 SILVER PLATED BOTH END, AS PER ASTM B700, TYPE 1, GRADE D, CLASS N, NO NICKEL LAYER, FROM 13 TO 20 MICROMETERS THICKNESS



This drawing is the proprietary property of Electro Composites (2008) ULC, not part of the public domain, and is issued with the express understanding and agreement that it is not to be reproduced or copied in whole or in part or issued for furnishing information to others, or used directly or indirectly, in any way detrimental to the interest of Electro Composites (2008) ULC and is to be returned upon request by Electro Composites (2008) ULC. All Rights Reserved.

ZONE		REV.	DESCRIPTION	REVISIONS	DRAWN BY	DATE	APPR.

ITEM NO.	QTY	DRAWING NO.	PART NO.	DESCRIPTION	NOTE / MAT'L
6	1	S-4880-6117		INTERNAL COMPRESSION RING ASSEMBLY	NON MAGNETIC STAINLESS STEEL
5	1	S-4880-6116		EXTERNAL COMPRESSION RING ASSEMBLY	NON MAGNETIC STAINLESS STEEL
4	1	S-4880-6090		ROD ASSEMBLY	COPPER
3	1	S-4880-6089		SHIELD ASSEMBLY	BRASS
2	1	S-4880-6088		FLANGE ASSEMBLY	NON MAGNETIC STAINLESS STEEL
1	1	S-4880-6087	-001	CASTING, CYCLOALIPHATIC RESIN	EC-APG-15

PARTS LIST			
GENERAL TOLERANCES (UNLESS OTHERWISE SPECIFIED)		<b>Electro Composites</b> <b>solid HV bushings solution</b>	
X.	±0.125		
.X	±0.094	TITLE: BUSHING 13.8kV, 3400A MODEL: 082-034-H-573-00	
.XX	±0.063	DRAWN BY: J. CLICHE DATE: 2010/09/09	
.XXX	±0.031	CHECK BY:	
ANGLES	±0.25°	PROJECTING:	
RADIUS	±0.031	PROJECT MANAGER:	
REMOVE BURRS AND BREAK SHARP EDGES		SCALE: 1:5	
DIMENSIONS ARE IN INCHES (UNLESS OTHERWISE SPECIFIED)		CAGE CODE: S-4880-6087	
		DRAWING NO.:	
		REVISION: NR	
		GENERATED BY: SolidWorks 2009	
		SHEET: 1 of 1	