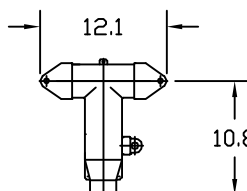
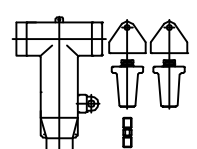
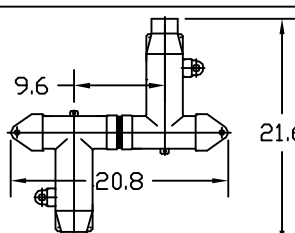
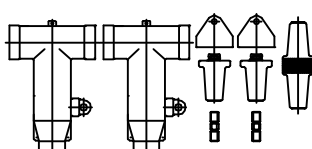
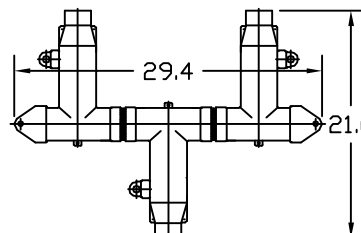
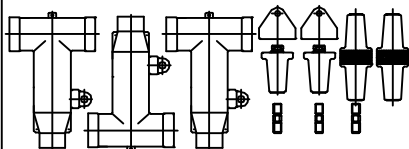
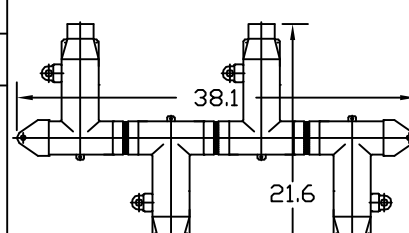
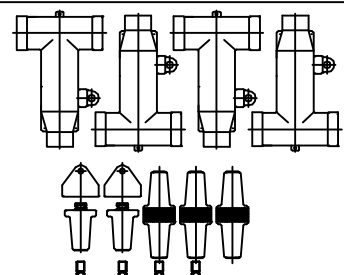


# OF ELBOWS	CATALOG NUMBER				CONFIGURATION	COMPONENTS INCLUDED
	600 AMP		900 AMP			
	W/TEST POINT A	WO/TEST POINT B	W/TEST POINT A	WO/TEST POINT B		
1	625L1T	625L1	925L1T	925L1		
2	625L2T	625L2	925L2T	925L2		
3	625L3T	625L3	925L3T	925L3		
4	625L4T	625L4	925L4T	925L4		

NOTES:

- 1) ORDER COMPRESSION CONNECTOR AND CALBE ADAPTER SEPARATELY.
- 2) DIMENSIONS ARE FOR REFERENCE ONLY.

CHARDON
TOLERANCE CHART



HUBBELL® POWER SYSTEMS

CONFIDENTIAL: THIS DRAWING AND ITS CONTENTS ARE CONFIDENTIAL AND THE EXCLUSIVE PROPERTY OF HUBBELL POWER SYSTEMS. NO PUBLICATION, DISTRIBUTION OR COPIES MAY BE MADE WITHOUT THE WRITTEN CONSENT OF HUBBELL POWER SYSTEMS. HUBBELL POWER SYSTEMS UNPUBLISHED ALL RIGHTS RESERVED UNDER THE COPYRIGHT LAWS.

TITLE
MODULE SPLICING KITS
600/900 AMP, 25 KV

SIZE S	DWG NO. --	CAT / PART / ASSY NO. 625LXX	REV 1
-----------	---------------	---------------------------------	----------

REV DATE
03/23/06

DO NOT SCALE THIS DRAWING	DRN BY JVR	DATE 01/05/06	SHEET 1 OF 1
---------------------------	------------	---------------	--------------