SD66676

REV.	DATE	REVISION DESCRIPTION	BY	C'K'D.
1	11-23-68	U705 - 2 WAS 1 (DC5391)	PC	JPS
2	1-22-71	RESTRICTION TAPE REMOVED (DC6756)	WAH	JPS

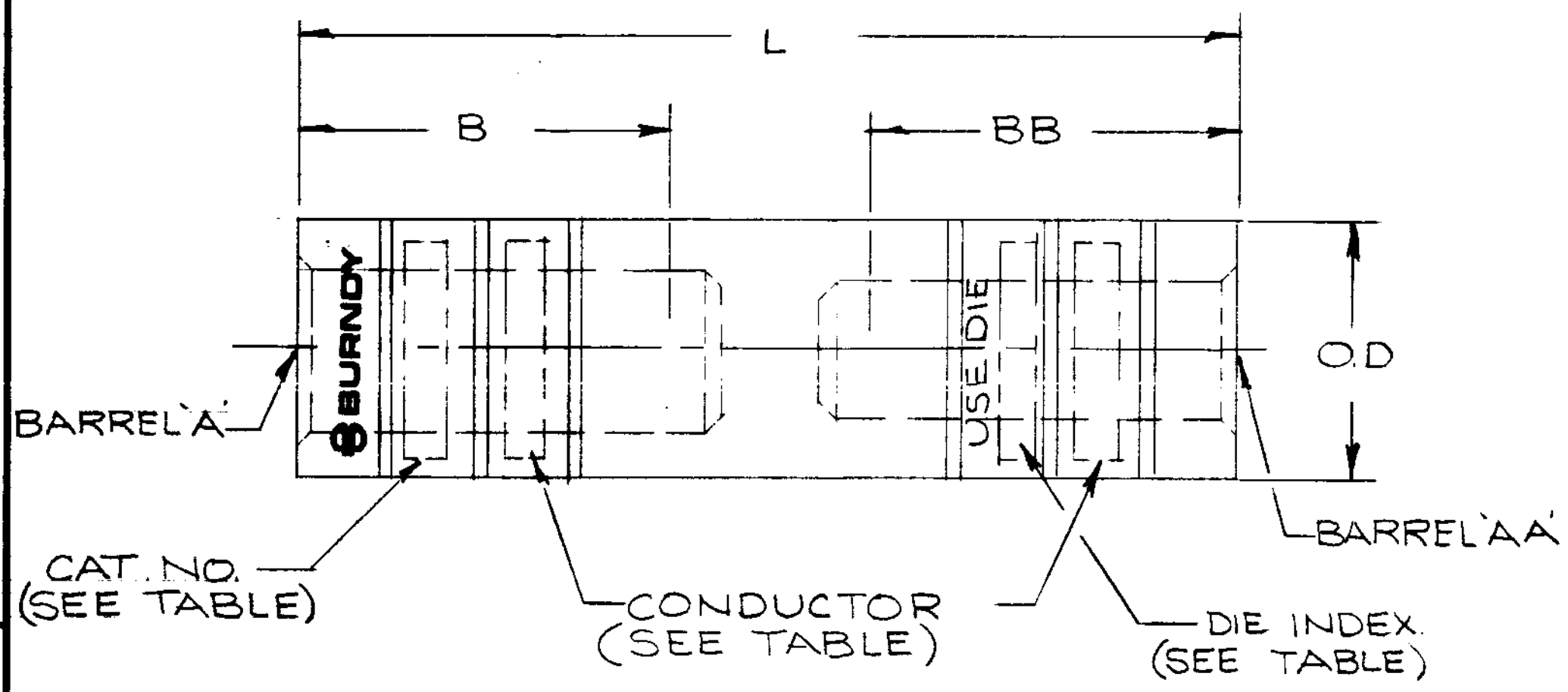

FIG I

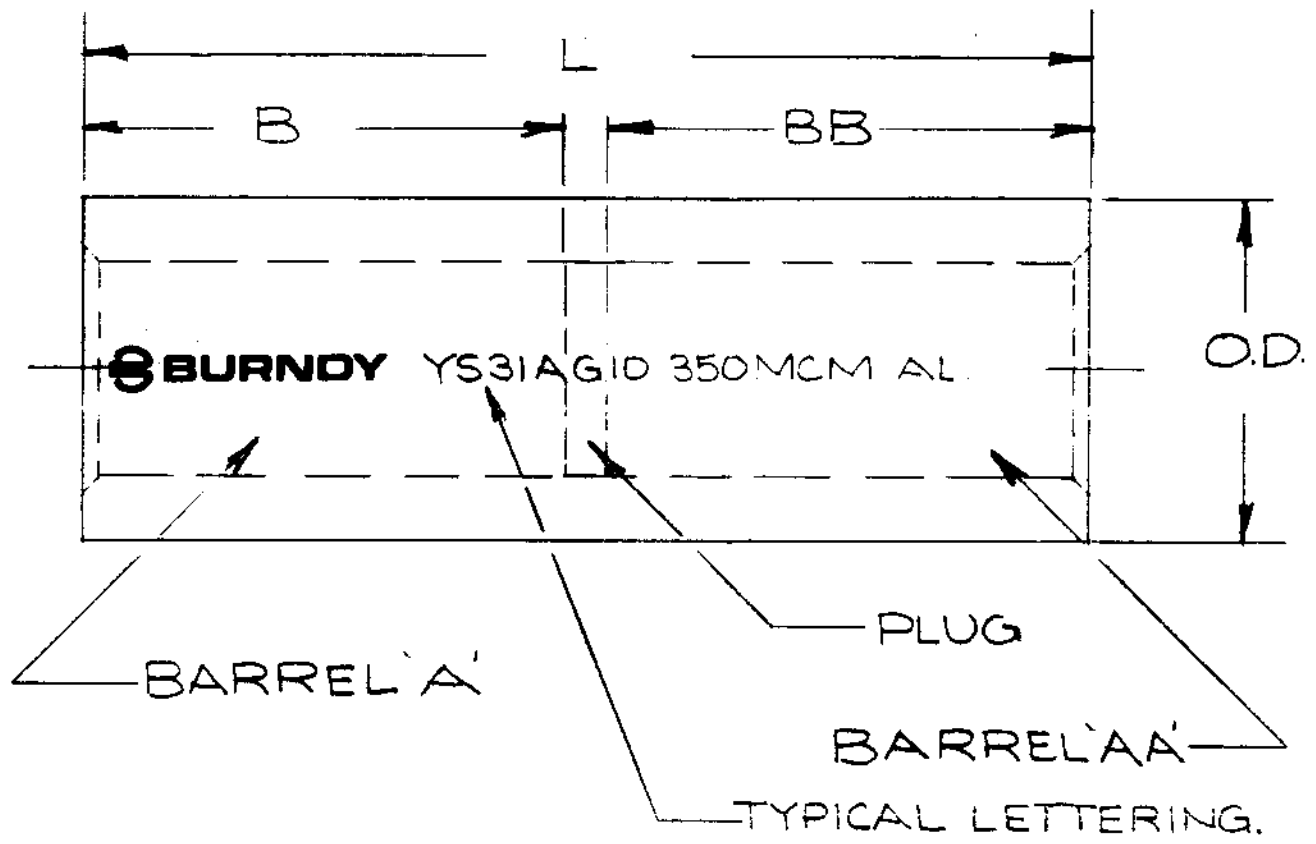

FIG II

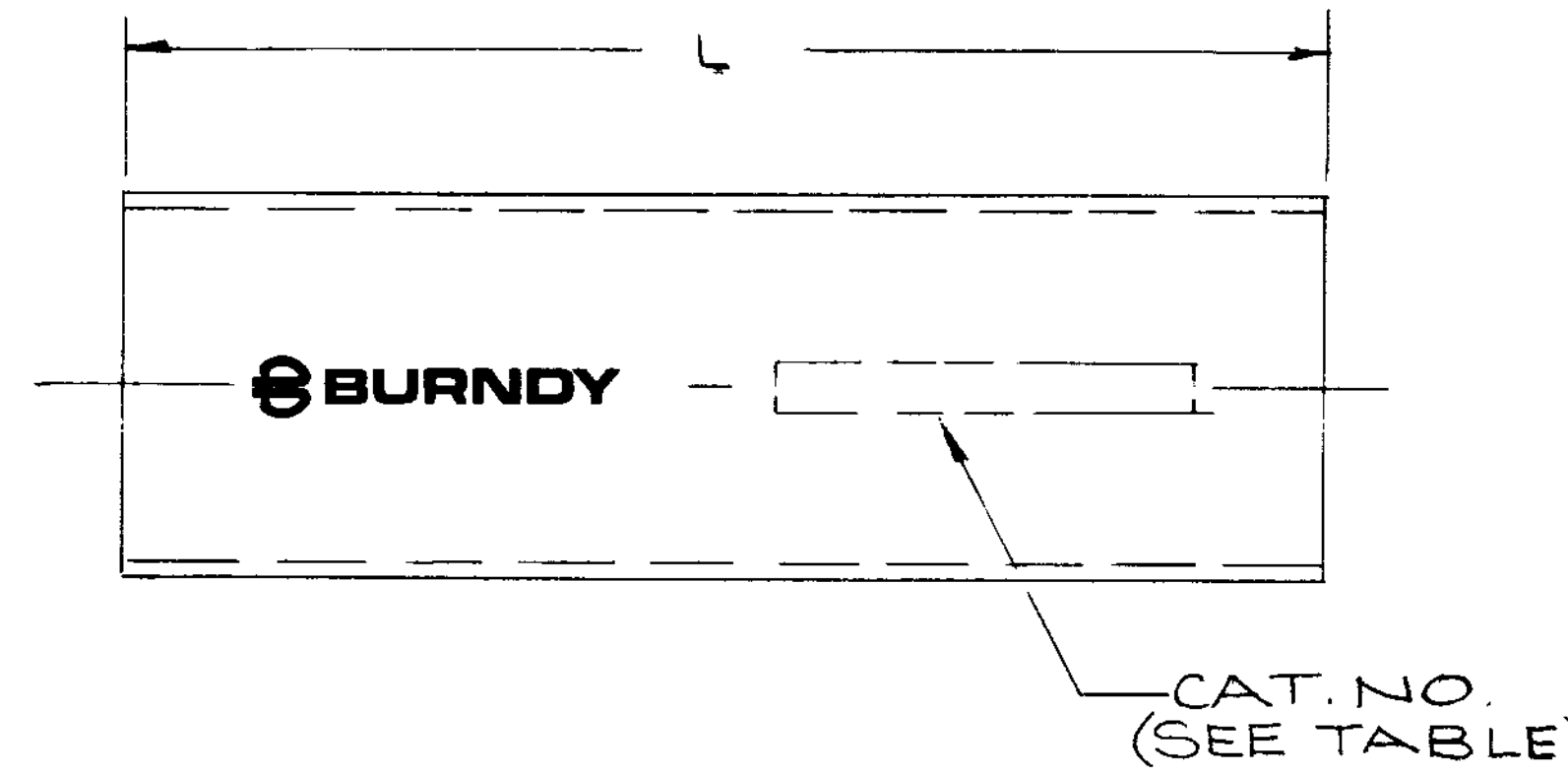

HEAT SHRINK SLEEVE.

CONDUCTOR RANGES: BARREL A: ACSR	STR	ALUM	STR	COPPER	STR	BARREL AA: ACSR	STR	ALUM	STR	COPPER	STR	CAT. NO.	FIG. NO.	HYLINK CAT. NO.	B	BB	L	OD	HEATSHRINK SLEEVE CAT. NO.	L	TOOL INDEX	INSTALLATION DATA – CIRCULAR CRIMPS – HYPRESS DIE SET WITH NO. OF CRIMPS: MD6		Y34A		Y48B		Y486RB		Y35		KEARNEY DIE & NO. OF CRIMPS	
#2 STR(.316) #2 STR(.325)	6-1 7-1	#1 STR(.328) #2 STR(.292)	7 7	#1 STR(.328) #2 STR(.292) #2 STR(.320)	7 7 3	#2 (.316) #2 (.325)	6-1 7-1	#1 STR(.328) #2 STR(.292)	7 7	#1 STR(.328) #2 STR(.292) #2 STR(.320)	7 7 3	YS2UCG1		YSU2R2R	.87	.87	2.00	.65	RYAC25	5.00	BG 243	WBG	2	3 (note) A243	1 1	—	—	—	—	U-BG U243	1 1	5/8-1	2
1/0(.398)	6-1	1/0STR(.368) 1/0STR.COMP (.336)	7 19	1/0STR(.368)	7	1/0 (.398)	6-1	1/0STR(.368) 1/0STR COMP (.336)	7 19	—	—	YS25UCG1		YSU25R25R																			
2/0(.447)	6-1	2/0 COMP (.376) 2/0STR. (.414)	19 7	2/0STR(.419) (.414)	19 7	2/0(.447)	6-1	2/0 COMP (.376) 2/0STR.(.414)	19 7	(.414) 2/0 STR (.419)	7 19	YS26UCG1	I	YSD26R26R																			
3/0(.502)	6-1	3/0STR(.464) 3/0 COMP (.423)	7 19	3/0STR(.470)	19	3/0(.502)	6-1	3/0STR(.464) 3/0 COMP (.423)	7 19	3/0(.470)	19	YS27UCG1		YSD27R27R	1.900	1.900	4.12	.91	RYAC31-1	8.00	249 K840	W249 W-K840	4 7	A249	2	C249	1	—	—	U249 UK840	2 4	.840	7
4/0(.563)	6-1	4/0STR. (.522) .528 4/0 COMP (.475)	7 19 19	4/0STR. (.522) (.528)	7 19	4/0(.563)	6-1	4/0STR. (.522) (.528) 4/0 COMP (.475)	7 19 19	4/0STR. (.522) (.528)	7 19	YS28UCG1		YSD28R28R																			
—	—	350 MCM (.681) 350 COMP (.616)	37 37	350MCM (.681)	37	—	—	350 MCM (.681) 350 COMP (.616)	37 37	350MCM (.681)	37	YS31ACG1	II	YS31AG10	1.62	1.62	3.38	1.11	RYAC31	6.50	299 705	—		—	—	C299	1	F299	1	U299 U705	2 2	1 1/8-1	1

NOTES:

1) BARRELS ARE PARTIALLY FILLED WITH PENETROX AND SEALED.
2) SCRATCH BRUSHING OF ALUMINUM CONDUCTORS BEFORE MAKING INSTALLATIONS, IS RECOMMENDED.
3) TWO CRIMPS MADE SIMULTANEOUSLY.
4) SPLICES FOR 600V OR LESS

3	11-11-71	RYAC31-1, WAS RYAC28-1, AND RYAC 31 WAS RYAC28 (ECP/492)	JDI	JRS

INSULATED 600V SPLICES

CAT. NO. YS-CG- (TABLE)

SCALE —

DRAWN S.D.C. 9-19-68

CHECKED J.P.S. 9-20-68

DES. APPROV. MK 10-4-68

PROD. APPROV.

BURNDY

DRAWING NO. SD66676 REV. 3

FORM D-204-5

I.D.O. (51034)