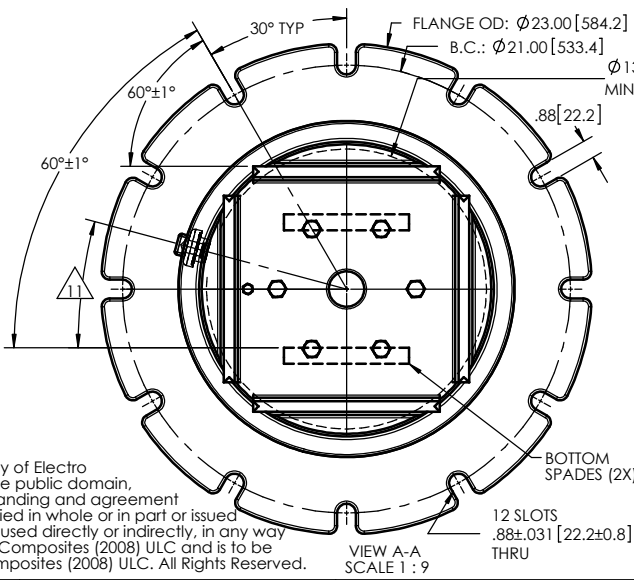
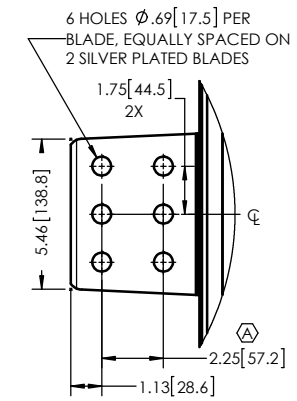
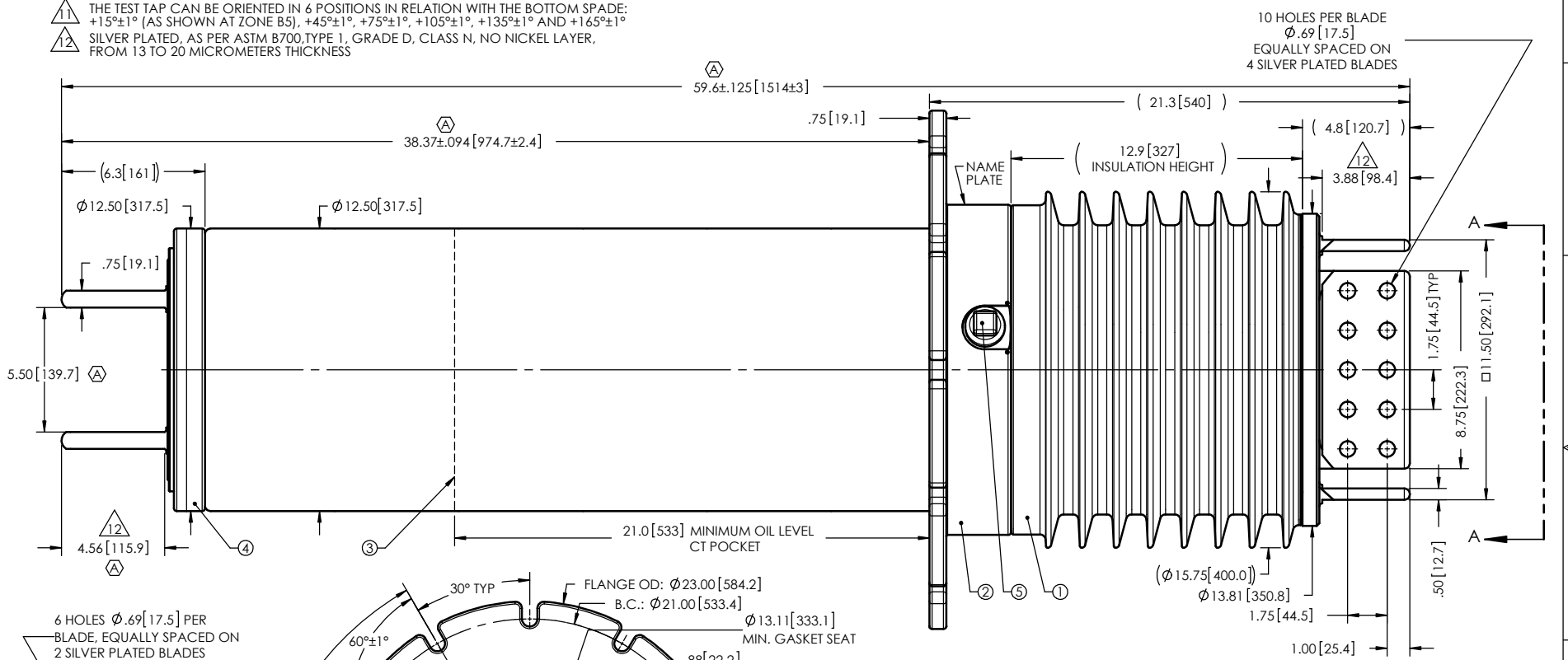


ZONE		REV.	DESCRIPTION	DRAWN BY	DATE	APPR.
E4			THE BOTTOM TERMINAL CHANGE & THE TOTAL LENGTH CHANGE FROM .59.3 TO 59.6"	J. CLICHE	2014-11-10	Y.V.
E5			THE UNDER FLANGE LENGTH CHANGE FROM 38.00" TO 38.37"			
D6			THE DISTANCE BETWEEN THE TWO BOTTOM SPADES CHANGE FROM 4.00" TO 5.50"			
A6			THE DISTANCE BETWEEN THE 2 ROW OF 3 HOLES (BOTTOM SPADE) CHANGE FROM 1.75" TO 2.25"			
A6			THE BOTTOM SPADE LENGTH CHANGE FROM 4.06" TO 4.56"			
C6						

- NOTES:
- 1 CREEPAGE DISTANCE: 30.3" / 770mm
  - 2 ARC DISTANCE: 13.5" / 343mm
  - 3 NOMINAL VOLTAGE: 25kV
  - 4 NOMINAL CURRENT: 14,200A
  - 5 WITHSTAND VOLTAGE AT 60 sec.: 60kV
  - 6 B.I.L.: 150kV
  - 7 ROUTINE TEST ACCORDING TO: IEEE C57.19.01
  - 8 MAX. TORQUE APPLIED ON FLANGE BOLTS: 70 lb·ft / 94.9 N·m
  - 9 WEIGHT: 556 lb / 252.2 Kg
  - 10 MAXIMUM OPERATING TEMPERATURE: 130°C (266°F)
- △ THE TEST TAP CAN BE ORIENTED IN 6 POSITIONS IN RELATION WITH THE BOTTOM SPADE: +15°±1° (AS SHOWN AT ZONE B5), +45°±1°, +75°±1°, +105°±1°, +135°±1° AND +165°±1°
- △12 SILVER PLATED, AS PER ASTM B700, TYPE 1, GRADE D, CLASS N, NO NICKEL LAYER, FROM 13 TO 20 MICROMETERS THICKNESS



ITEM NO.	QTY	DRAWING NO.	PART NO.	DESCRIPTION	NOTE / MAT'L
5	1	S-1001-2022		CAPACITANCE TAP ASSEMBLY	ALUMINUM
4	1	S-8032-8321		TUBE ASSEMBLY	COPPER
3	1	S-5955-5590		SHIELD ASSEMBLY	BRASS
2	1	S-8032-8320		FLANGE	ALUMINIUM
1	1	S-8032-8319	-001	CASTING, CYCLOALIPHATIC RESIN	EC-APG-15NA

PARTS LIST

GENERAL TOLERANCES (UNLESS OTHERWISE SPECIFIED)		<b>Electro Composites</b> <b>solid HV bushings solution</b>			
X.	±0.125				
.X	±0.094	TITLE: <b>SDC® GSU BUSHING 25kV, 14,200A</b> <b>MODEL: 150-142-G-864-00</b>			
.XX	±0.063				
.XXX	±0.031	FORMAT	CAGE CODE	DRAWING NO.	REVISION
ANGLES	±0.25°	A		S-8032-8319	A
RADIUS	±0.031	PROJECTING			
REMOVE BURRS AND BREAK SHARP EDGES		PROJECT MANAGER		SCALE	GENERATED BY
DIMENSIONS ARE IN INCHES (UNLESS OTHERWISE SPECIFIED)				1:7	SolidWorks 2013
				1 OF 1	

This drawing is the proprietary property of Electro Composites (2008) ULC, not part of the public domain, and is issued with the express understanding and agreement that it is not to be reproduced or copied in whole or in part or issued for furnishing information to others, or used directly or indirectly, in any way detrimental to the interest of Electro Composites (2008) ULC and is to be returned upon request by Electro Composites (2008) ULC. All Rights Reserved.