

DRAWING NO.
SC89934

CAT. NO.	FIG.	C	L	M	N	T	USE WITH "H" CLAMP CAT. NO.
HFB33-4N	1	3.00 [76]	7.00 [178]	.62 [16]	.62 [16]	.25 [6]	HFB33P1
HFB44-4N	1	4.00 [102]	9.12 [232]	1.12 [28]	1.12 [28]	.25 [6]	HFB44P1
HFB55-4N	1	5.00 [127]	11.31 [287]	1.62 [41]	1.12 [28]	.25 [6]	HFB55P1
HFB66-6N	2	6.00 [152]	11.31 [287]	1.25 [32]	1.12 [28]	.25 [6]	HFB66P1

REV.	DATE	DESCRIPTION	BY	C'K'D.
2	10/16/95	REDRAWN TO CAD. CHANGED NOTE 1. ADDED NOTES 2-4. ADDED Q.A. & MKTG APPROVAL SIGNATURE PER (PCN 2535).	RDP	JLM
3	8/12/96	ADDED CAT NO. HFB55-4N PER (PCN 2976) O-TEAM #96-236	RDP	JLM

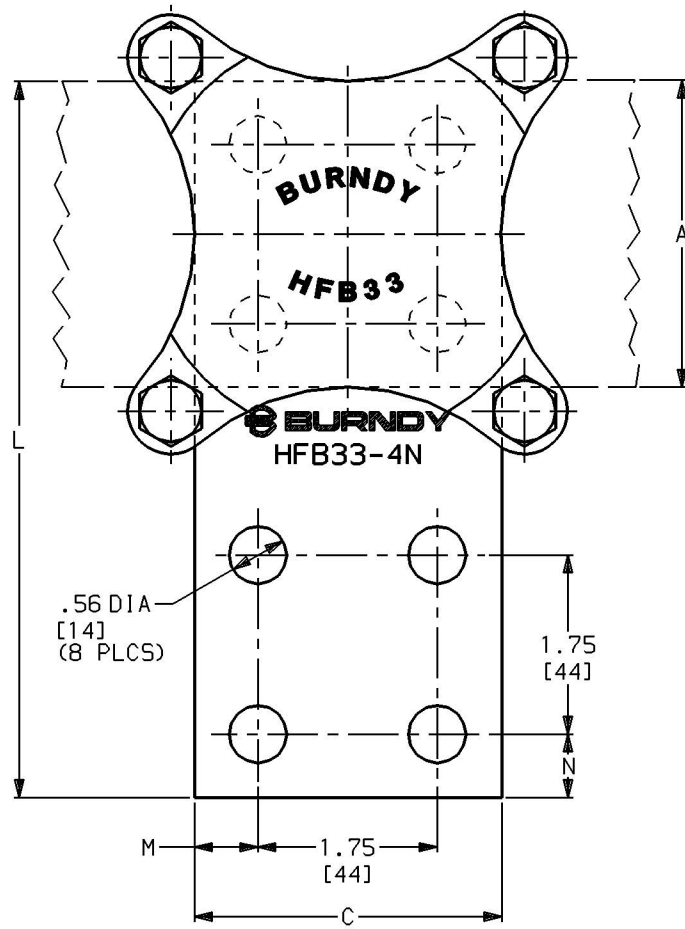


FIG. 1

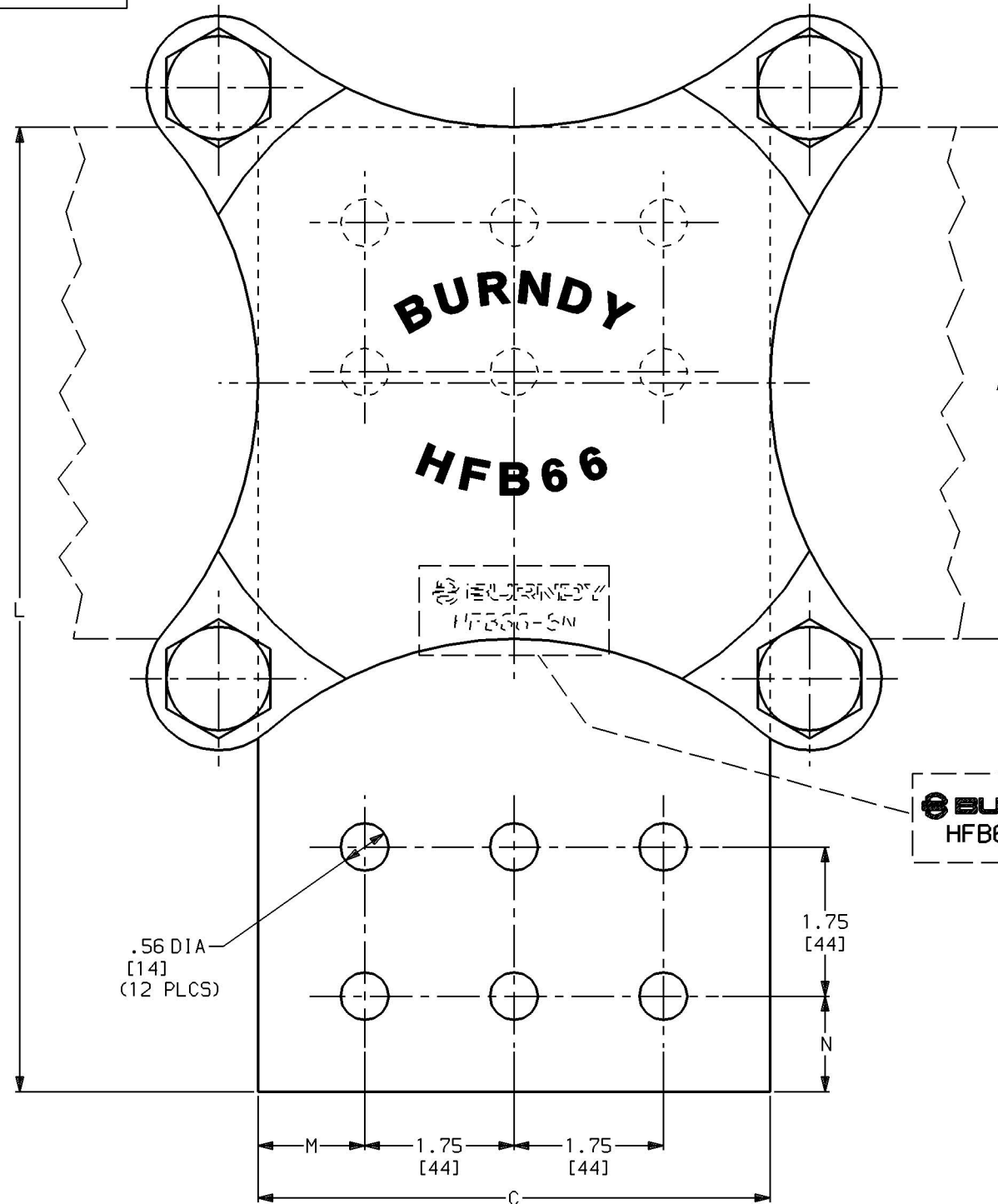
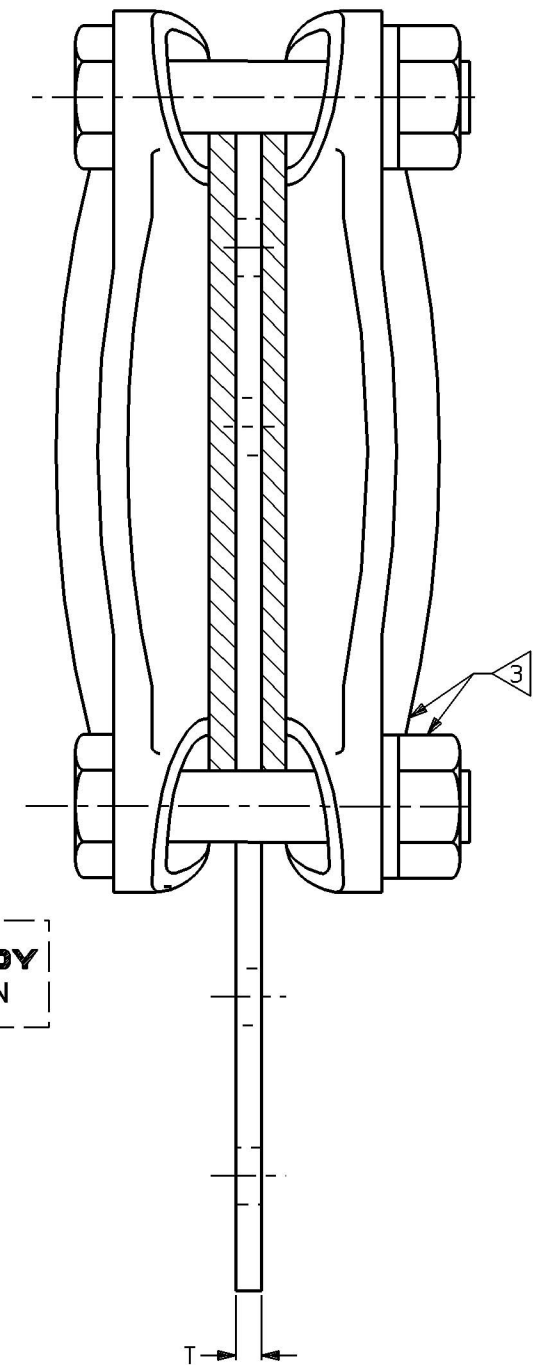


FIG. 2



NOTES:

- MATERIAL: COPPER.
- FINISH: BRIGHT DIPPED.
- "H" CLAMP (TWO REQUIRED PER ASSEMBLY) AND HARDWARE (AS SHOWN) NOT INCLUDED WITH BAR CLAMP TAP PAD, ORDER SEPARATELY.
- DIMENSIONS IN [] BRACKETS ARE IN MILLIMETERS ROUNDED OFF TO THE NEAREST MILLIMETER, UNLESS OTHERWISE SPECIFIED. METRIC DIMENSIONS ARE FOR REFERENCE ONLY.

BAR CLAMP TAP PAD			
CAT NO. HFB----	N (TABLE)		SCALE NONE
DRAWN: C RACANO	1/4/85	CHECKED: HC	1/7/85
DSGN APPVL: T BACH	1/7/85	MFG APPVL: N/A	
Q.A. APPVL: D VARIO	9/21/95	MKTG APPVL: G SCHWEBLER	9/19/95
CAD FILE: SC89934-SHT01	PM REF: N/A	MDL REF: N/A	
PROJECT: D.O. 50515		DRAWING NO.	REV
FCI BURNDY PRODUCTS		SC89934	3
SHEET 1 OF 1			

REV: 061995