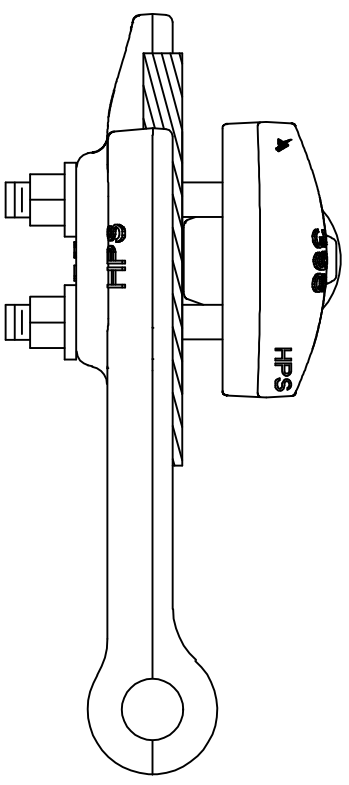
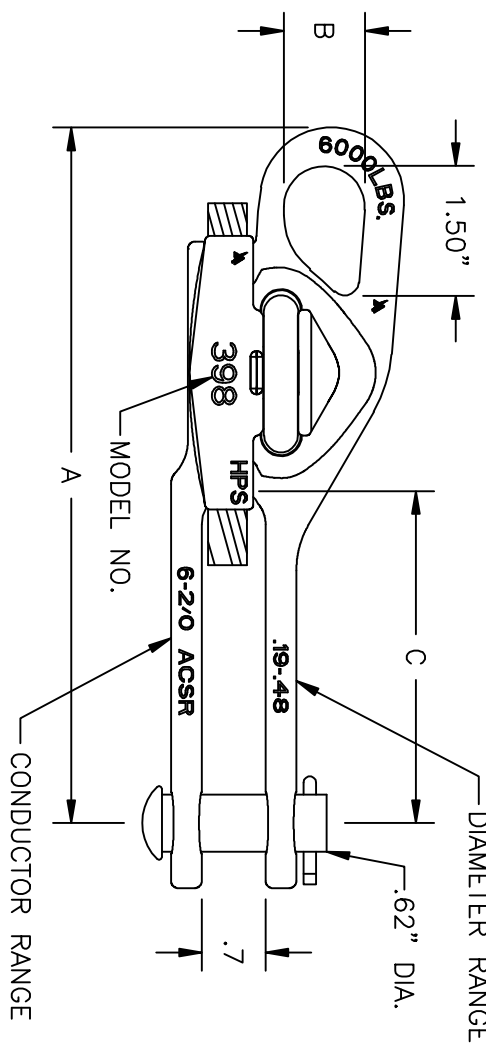
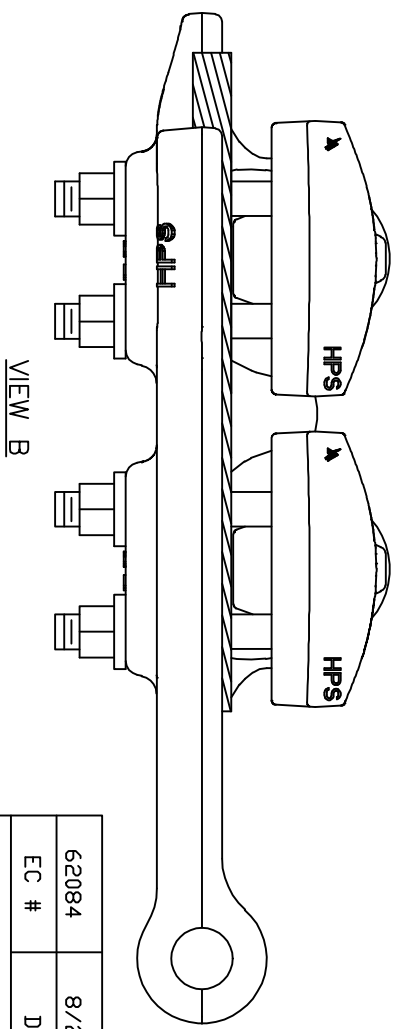
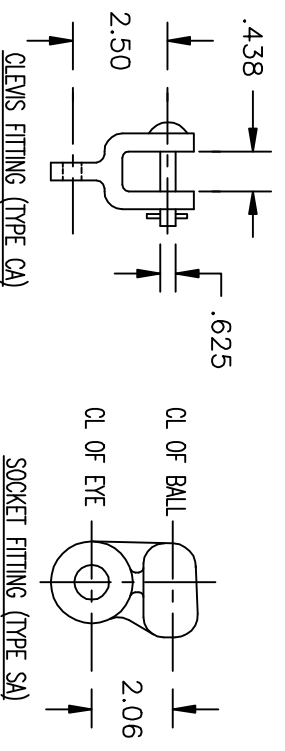


VIEW	CAT. NO.	U-BOLTS		CLAMPING RANGE		ALUMINUM		INCHES		ULT. STR. (LBS)			DIMENSIONS IN INCHES		
		NO.	SIZE	MIN.	MAX.	MIN.	MAX.	MIN.	MAX.	BODY	SAG EYE	A	B	C	
A	ASOD-398-1N	1	.375	#6 (6/1)	2/0 (6/1)	#4 (7 STR)	2/0 (19 STR)	.19	.48	6,000	6,000	8.00	1	3.62	
A	ASOD-570-1N	1	.50	#6 (6/1)	4/0 (6/1)	#4 (7 STR)	4/0 (19 STR)	.19	.57	8,000	8,000	8.62	1	3.75	
A	ASOD-684-1N	1	.50	#4 (6/1)	3/6.4 (18/1)	#3 (7 STR)	3/0 (37 STR)	.25	.69	8,000	8,000	9.00	1	4.50	
A	ASOD-858-1N	1	.50	#4 (6/1)	5/6.5 (18/1)	#2 (7 STR)	5/6.5 (37 STR)	.25	.888	8,000	6,000	9.62	1	4.75	
B	ASOD-858-2N	2	.50	3/0 (6/1)	5/6.5 (18/1)	4/0 (7 STR)	5/6.5 (37 STR)	.502	.888	12,000	9,000	14.5	1	6.0	
B	ASOD-1160-2N	2	.50	3/6.4 (18/1)	9/0 (54/7)	3/0 (37 STR)	9/54 (61 STR)	0.69	1.16	12,000	9,000	16.75	1.5	7.75	
B	ASOD-1259-2N	2	.50	3/6.4 (18/1)	11/3 (45/7)	3/6.4 (19 STR)	12/00 (91 STR)	0.666	1.263	15,000	11,250	16.56	1.5	6.90	

- NOTES:
- MATERIAL - BODY AND KEEPER: ALUMINUM ALLOY  
U-BOLTS, WASHERS, NUTS AND CLEVIS PIN: GALV. STEEL  
COTTER PIN AND SPRING CLIP: STAINLESS STEEL  
SOCKET OR CLEVIS FITTING: GALV. DUCTILE IRON
  - CLAMPS WITH END FITTING MAY BE ORDERED BY CHANGING -N SUFFIX TO -S FOR SOCKET OR -C FOR CLEVIS IN CATALOG NUMBER. (EX. ASOD 684-1S FOR ASOD 684-1 WITH SOCKET. SOCKET IS FOR USE WITH CLASS 52-3 AND 52-5 INSUL. PER ANSI C-29.2.)
  - FOR LIFTING EYE ADD AN E BEFORE THE END FITTING SUFFIX (570 SIZE ONLY)  
(EX. ASOD-570-1EN FOR ASOD-570 WITH LIFTING EYE AND NO END FITTING.)
  - FOR A HEX CLEVIS PIN ADD SUFFIX - HP TO CATALOG NUMBER.  
(EX. ASOD-570-1EN-HP FOR ASOD-570 WITH LIFTING EYE, NO END FITTING, AND HEX CLEVIS PIN)
  - FOR EYE NUTS IN PLACE OF HEX NUTS ADD AN "EN" AFTER PART NUMBER  
(EX. ASOD-684-1N-EN FOR ASOD 684 WITH EYENUTS, NO END FITTING.)
  - ANDERSON PRODUCT SPECIFICATION 56,013.
  - FOR LONG CLEVIS PIN, ADD SUFFIX - "LCP" TO CATALOG NUMBER  
(EX. ASOD-570-1EN-LCP FOR ASOD 570 WITH LIFTING EYE, NO FITTING AND LONG CLEVIS PIN)
  - FOR TIN PLATED BODY AND KEEPER, ADD SUFFIX "TP" OR "GP" TO CATALOG NUMBER  
(EX. ASOD-570-1N-HP-TP FOR ASOD 570 WITH TIN PLATED BODY AND KEEPER, HEX CLEVIS PIN AND NO END FITTING.)  
(EX. ASOD-684-1N-GP FOR ASOD 684 WITH TIN PLATED BODY AND KEEPER.)



DIMENSIONS FOR REFERENCE ONLY

62084	8/28/15	JES	JES
EC #	DATE	CHG BY	RESP ENG

DESC OF DWG:  
ADDED ASDD12592N

REASON (S) FOR CHANGE: --  
DISPOSITION OF MAT'L: --

ANDERSON

HUBBELL POWER SYSTEMS

AL. SIDE OPENING DEADEND CLAMP

SIZE	DWG NO.	CAT / PART / ASSY NO.	REV
B	CC-17236	ASDD-XXX-X	12
DO NOT SCALE THIS DRAWING	DRN BY	DATE	SHEET
	W/SB	08-19-03	1 OF 1

CONFIDENTIAL: THIS DRAWING AND ITS CONTENTS ARE CONFIDENTIAL AND THE EXCLUSIVE PROPERTY OF HUBBELL POWER SYSTEMS. NO PUBLICATION, DISTRIBUTION OR COPIES MAY BE MADE WITHOUT THE WRITTEN CONSENT OF HUBBELL POWER SYSTEMS. HUBBELL POWER SYSTEMS UNPUBLISHED ALL RIGHTS RESERVED UNDER THE COPYRIGHT LAWS.