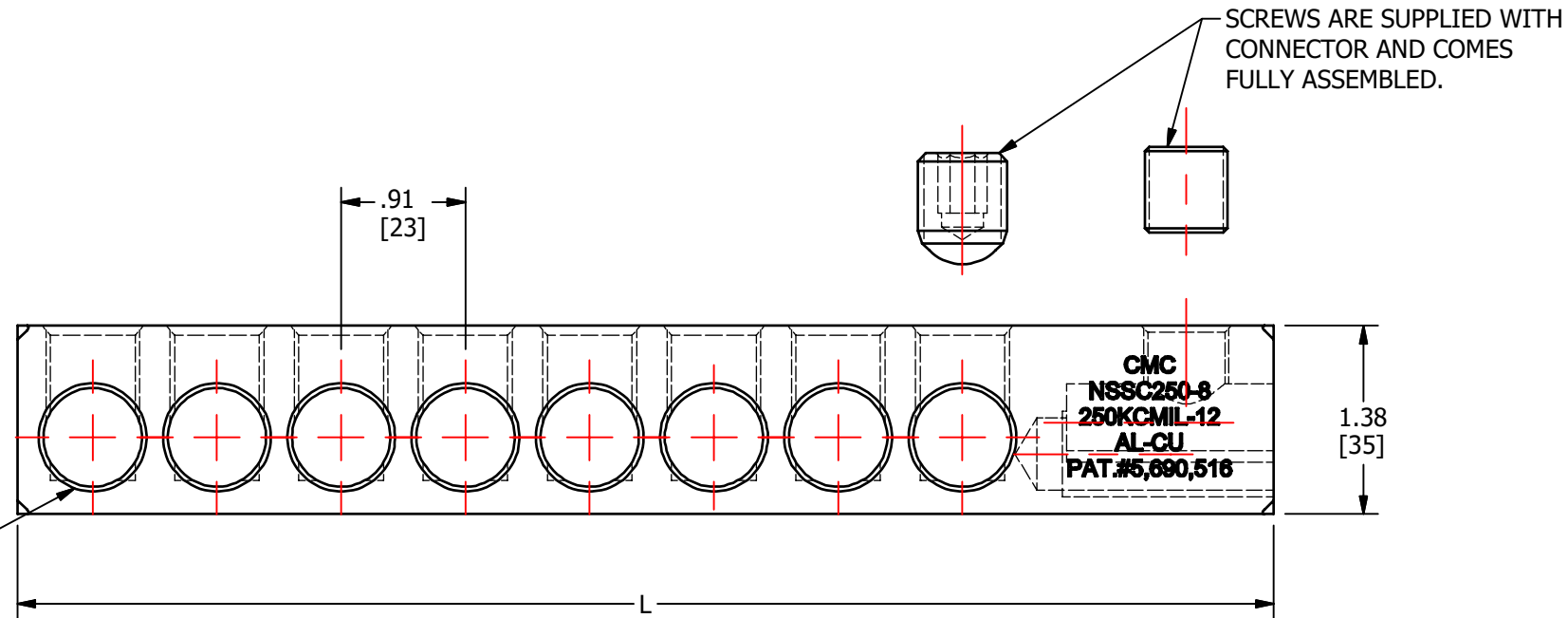
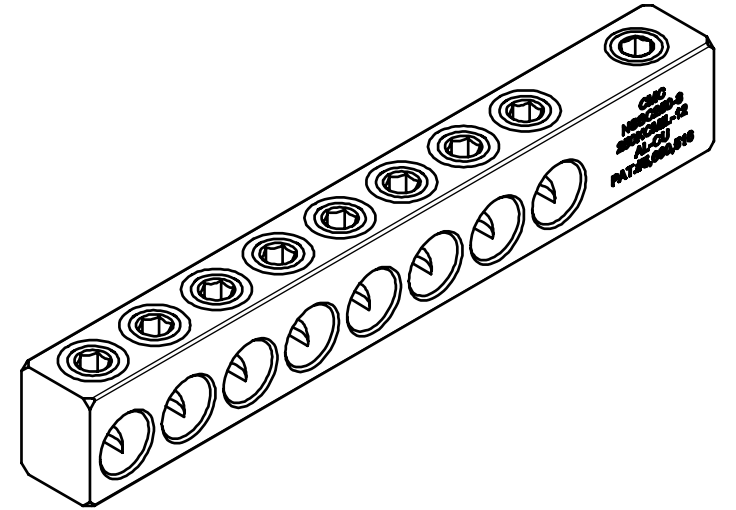
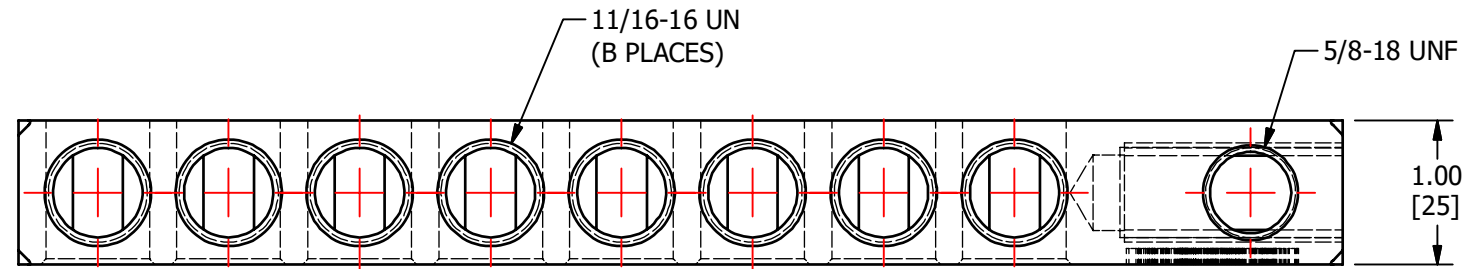


S.NO	CATALOG NUMBER	L	B
1	NSSC250-2I	3.74 [95]	2
2	NSSC250-2	3.74 [95]	2
3	NSSC250-3I	4.65 [118]	3
4	NSSC250-3	4.65 [118]	3
5	NSSC250-4I	5.56 [141]	4
6	NSSC250-4	5.56 [141]	4
7	NSSC250-5I	6.47 [164]	5
8	NSSC250-5	6.47 [164]	5
9	NSSC250-6I	7.38 [187]	6
10	NSSC250-6	7.38 [187]	6
11	NSSC250-8I	9.20 [234]	8
12	NSSC250-8	9.20 [234]	8



"B" PLACES

				DRAWN BY: TS 11/30/18		NAME OF PART: STUD MOUNT CONNECTOR		CAT. NO.: SEE TABLE	
				CHECKED BY:		DWG NO: C58700734C-S (CHARTED)		B	
A NEW DRAWING CREATED				11/30/18		TS		DRAWING NOT TO SCALE	
REV. DESCRIPTION				ECN		DATE		INIT.	
								SHEET NO: 1 OF 1	

THIS INFORMATION IS PROPRIETARY TO CONNECTOR MFG. CO. AND IS NOT TO BE DISCLOSED OUTSIDE OF CONNECTOR MFG. CO. WITHOUT A CONFIDENTIALITY AGREEMENT



CONNECTOR MANUFACTURING CO.

HAMILTON, OHIO

