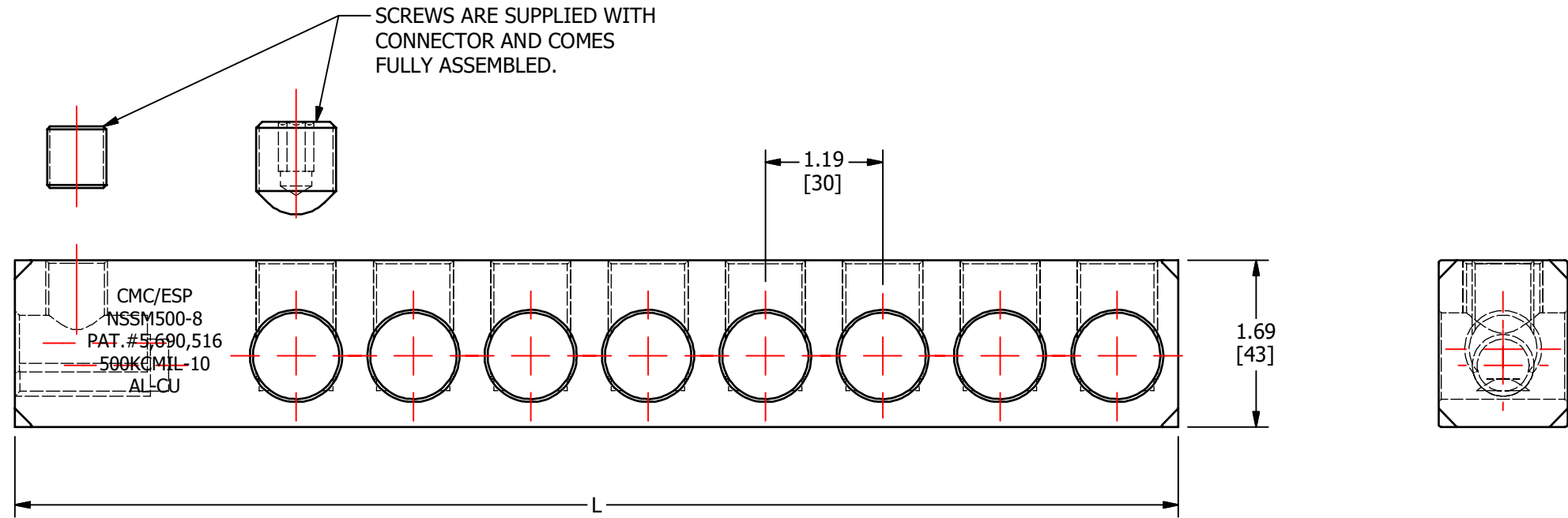
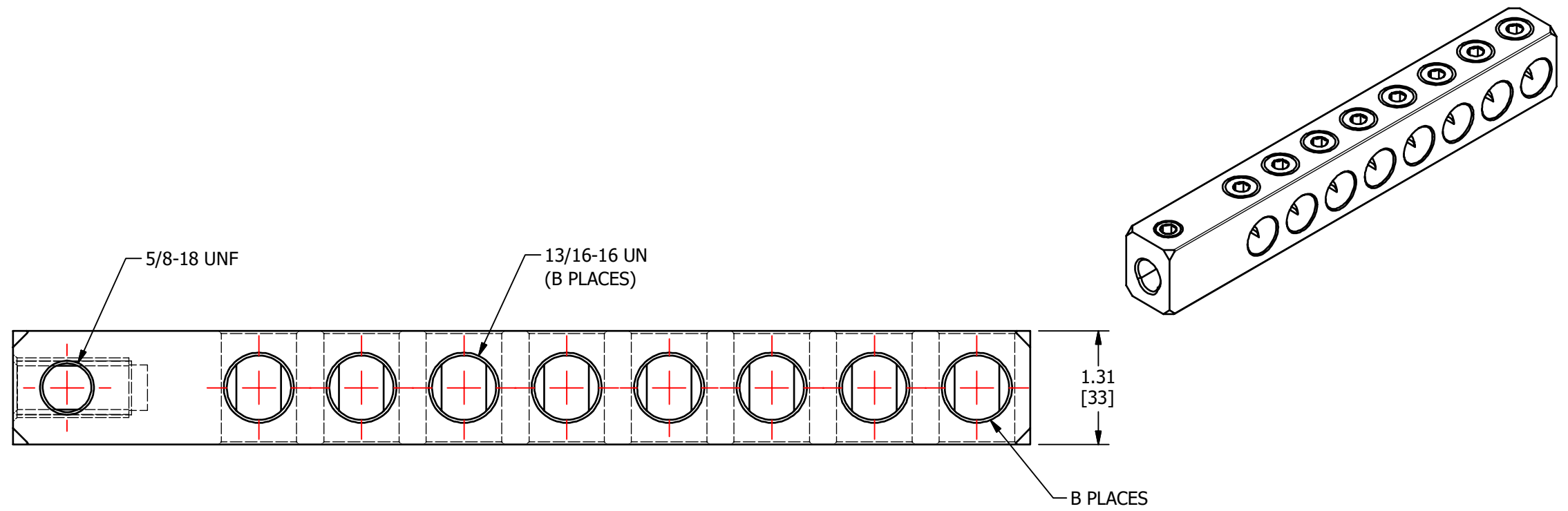


S.NO	CATALOG NUMBER	L	B
1	NSSM500-2A	4.66 [118]	2
2	NSSM500-2AI	4.66 [118]	2
5	NSSM500-4A	7.04 [179]	4
6	NSSM500-4AI	7.04 [179]	4
7	NSSM500-6A	9.42 [239]	6
8	NSSM500-6AI	9.42 [239]	6
9	NSSM500-8A	11.80 [300]	8
10	NSSM500-8AI	11.80 [300]	8

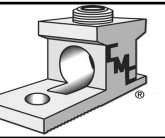


				DRAWN BY: TS 11/29/18		NAME OF PART: STUD MOUNT CONNECTOR		CAT. NO.: SEE TABLE	
				CHECKED BY:		DWG NO.: C58700968-S (CHARTED)		B	
A NEW DRAWING CREATED				11/29/18		TS		DRAWING NOT TO SCALE	
REV. DESCRIPTION				ECN		DATE		INIT.	
								SHEET NO: 1 OF 1	

THIS INFORMATION IS PROPRIETARY TO CONNECTOR MFG. CO. AND IS NOT TO BE DISCLOSED OUTSIDE OF CONNECTOR MFG. CO. WITHOUT A CONFIDENTIALITY AGREEMENT



CONNECTOR MANUFACTURING CO.



HAMILTON, OHIO