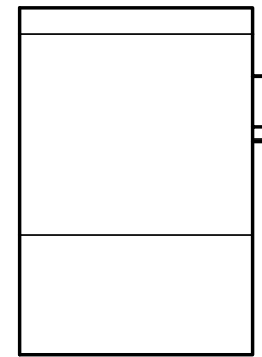
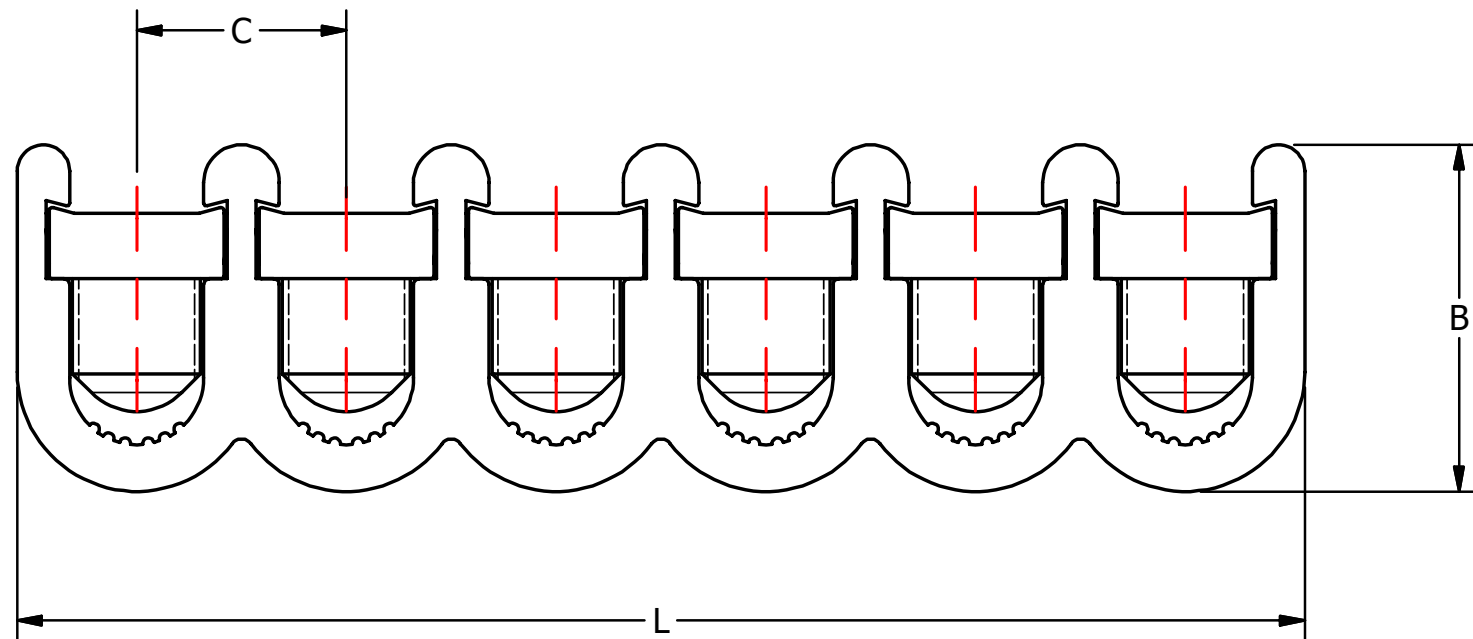
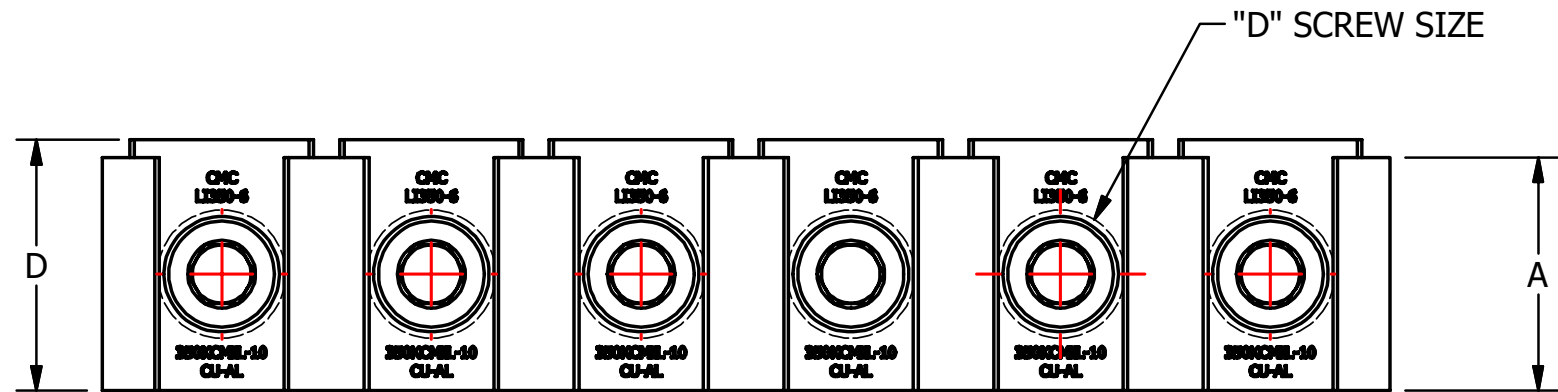
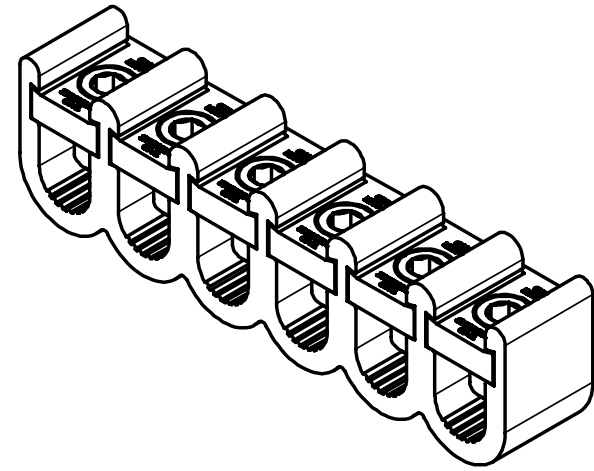
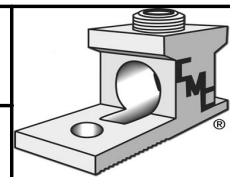


S.NO	CATALOG NUMBER	A	B	C	D	L	T	CONDUCTOR RANGE
1	LI350-6	1.25 [32]	1.86 [47]	1.13 [29]	1.34 [34]	6.91 [176]	11/16-16	350KCMIL - 10
2	LI600-6	1.25 [32]	2.00 [51]	1.38 [35]	1.38 [35]	8.38 [213]	13/16-16	6000KCMIL - 10



					TO ORDER CMC PRODUCTS CALL 1-513-860-4455	DRAWN BY: TS 12/17/18	NAME OF PART: LAY-IN PEDESTALCONNECTOR	CAT. NO.: SEE TABLE
					FOR PRODUCT INFO: http://www.cmclugs.com	CHECKED BY:	DWG NO: C58701016-S (CHARTED)	A
A	NEW DRAWING CREATED		12/17/18	TS		DRAWING NOT TO SCALE		SHEET NO: 1 OF 1
REV.	DESCRIPTION	ECN	DATE	INIT.				



THIS INFORMATION IS PROPRIETARY TO CONNECTOR MFG. CO. AND IS NOT TO BE DISCLOSED OUTSIDE OF CONNECTOR MFG. CO. WITHOUT A CONFIDENTIALITY AGREEMENT



CONNECTOR MANUFACTURING CO.

HAMILTON, OHIO