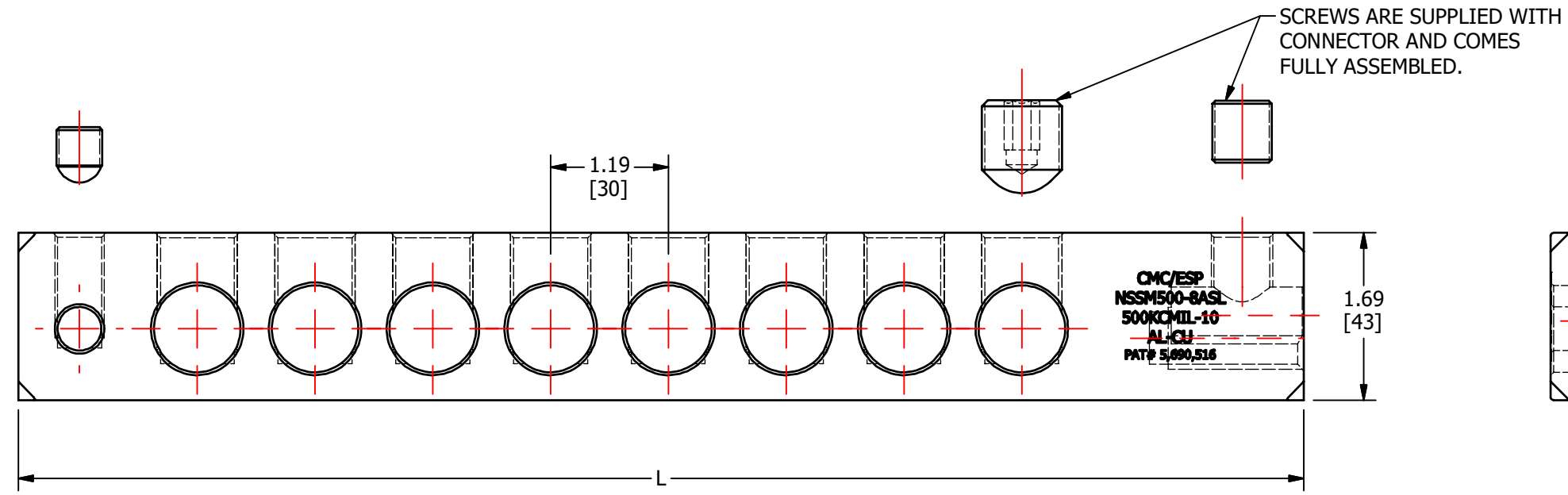
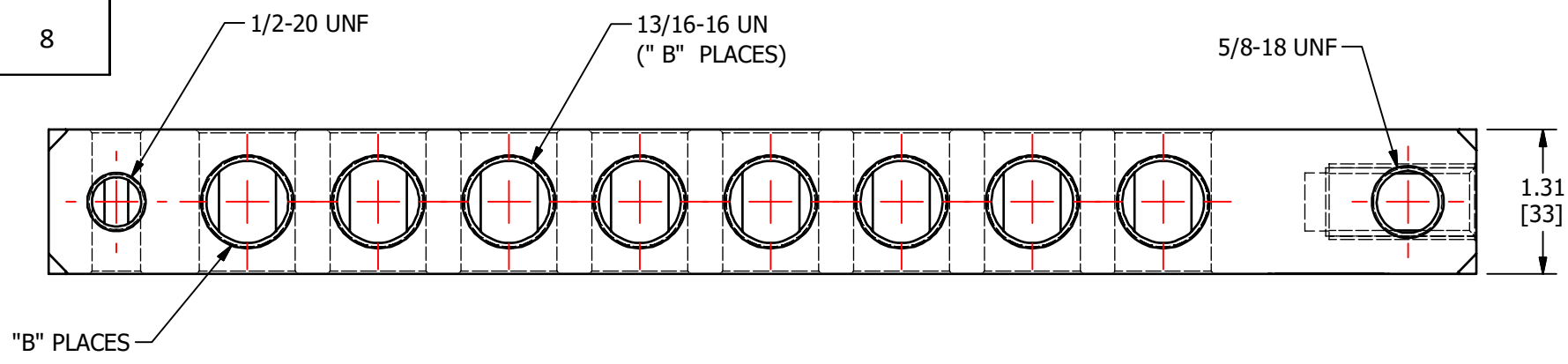
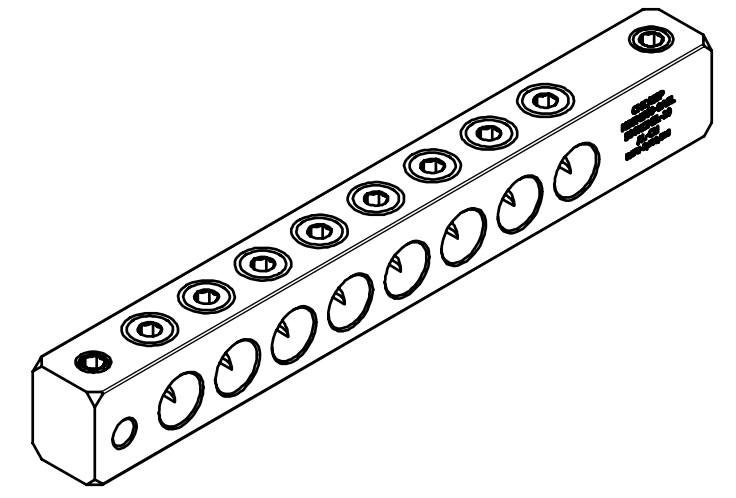


S.NO	CATALOG NUMBER	L	B
1	NSSM500-4ASL	8.23 [209]	4
2	NSSM500-4ASLI	8.23 [209]	4
3	NSSM500-6ASL	10.61 [269]	6
4	NSSM500-6ASLI	10.61 [269]	6
5	NSSM500-8ASLI	12.99 [330]	8



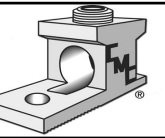
CMC/ESP  
NSSM500-8ASL  
500KCMIL-10  
AL/CU  
PAT# 5,690,516

				TO ORDER CMC PRODUCTS CALL 1-513-860-4455		DRAWN BY: TS 11/29/18		NAME OF PART: STUD MOUNT CONNECTOR		CAT. NO.: SEE TABLE	
				FOR PRODUCT INFO: <a href="http://www.cmclugs.com">http://www.cmclugs.com</a>		CHECKED BY:		DWG NO: C58701784I-S (CHARTED)		B	
A NEW DRAWING CREATED				11/29/18		TS		DRAWING NOT TO SCALE		SHEET NO: 1 OF 1	
REV.	DESCRIPTION	ECN	DATE	INIT.							

THIS INFORMATION IS PROPRIETARY TO CONNECTOR MFG. CO. AND IS NOT TO BE DISCLOSED OUTSIDE OF CONNECTOR MFG. CO. WITHOUT A CONFIDENTIALITY AGREEMENT



CONNECTOR MANUFACTURING CO.



HAMILTON, OHIO