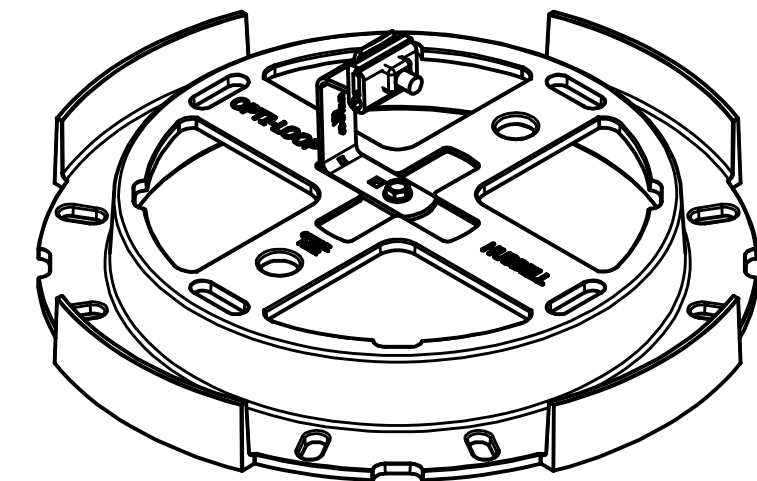
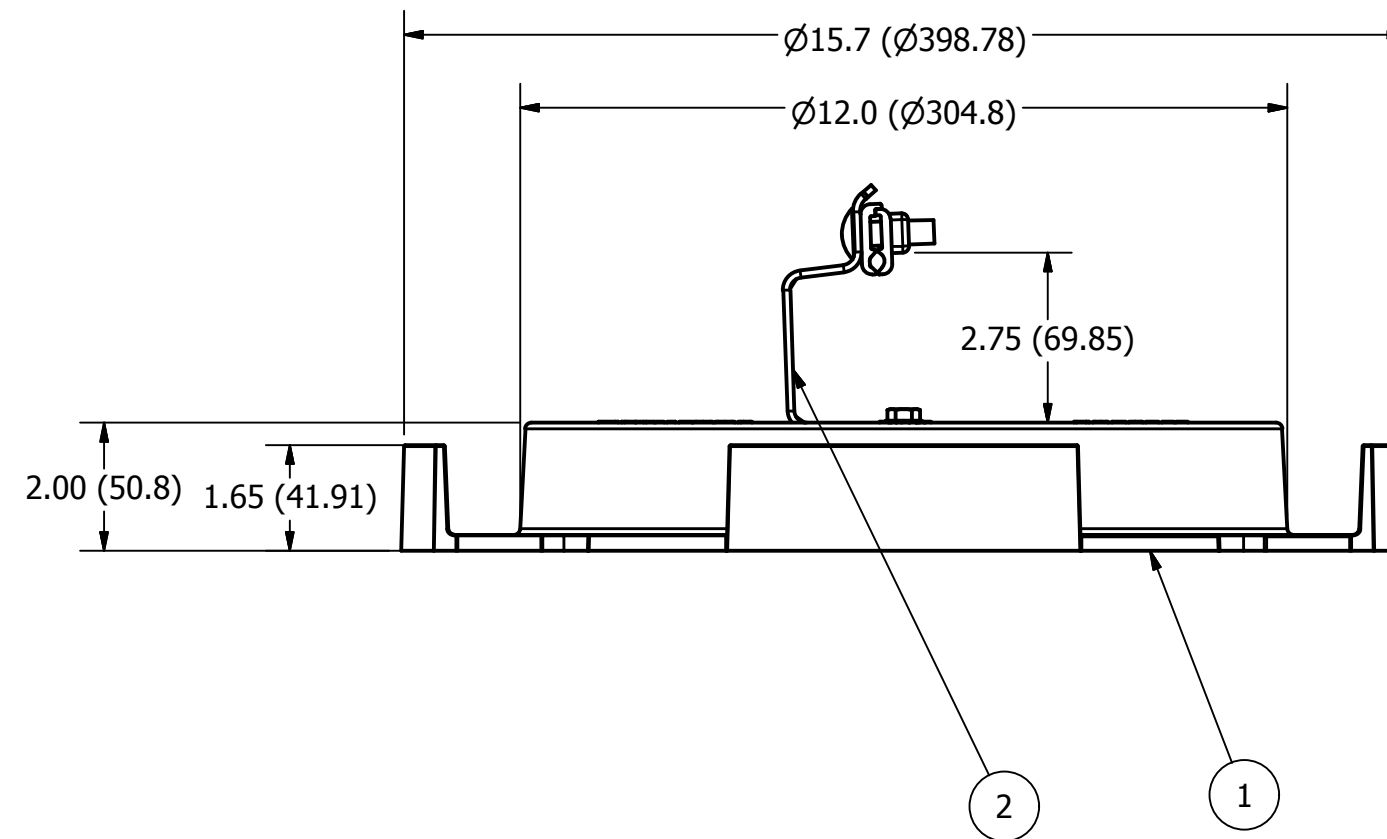
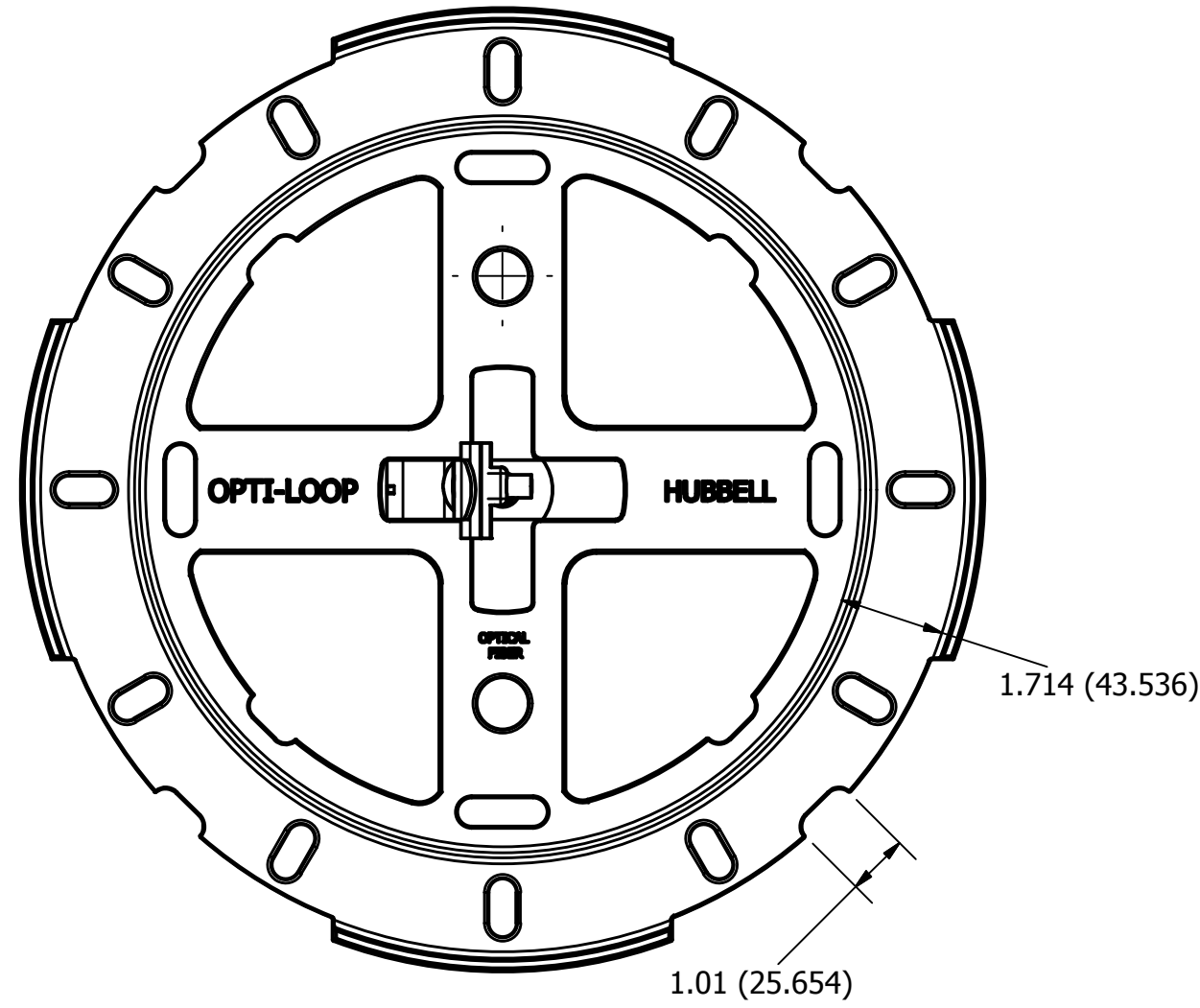


ITEM NO.	DESCRIPTION	QTY.	PART NUMBER
1	14" PLASTIC CABLE WHEEL	1	PSFOSPCW14
2	KIT, TAP MOUNTING BRACKET	1	HSTMK



NOTES:

1. MATERIAL:

CABLE WHEEL: UV RESISTANT POLYPROPYLENE.
MOUNTING BRACKET: ALUMINUM
HARDWARE: GALVANIZED STEEL/
STAINLESS STEEL

2. PLASTIC FIBER OPTIC STORAGE UNIT TO BE USED ON FIGURE 8 OR LASHED CABLE.

3. MOUNTED TO MESSENGER WIRE USING TMK MOUNTING BRACKET (SUPPLIED).

4. ALL DIMENSIONS IN INCHES (MM) ARE FOR REFERENCE ONLY.

74378	05/24/18	RG	SD
EC #	DATE	CHG BY	RESP ENG
DESC OF DWG: MODIFIED TABLE TO MATCH BOM IN SAP			
REASON (S) FOR CHANGE: DISPOSITION OF MAT'L:			

OPTI-LOOP
CONFIDENTIAL: THIS DRAWING AND ITS CONTENTS ARE CONFIDENTIAL AND THE EXCLUSIVE PROPERTY OF HUBBELL POWER SYSTEMS. NO PUBLICATION, DISTRIBUTION OR COPIES MAY BE MADE WITHOUT THE WRITTEN CONSENT OF HUBBELL POWER SYSTEMS. HUBBELL POWER SYSTEMS UNPUBLISHED ALL RIGHTS RESERVED UNDER THE COPYRIGHT LAWS

HUBBELL POWER SYSTEMS			
TITLE: INSTALLATION SCHEMATIC, CABLE WHEEL W/ TAP MOUNT BRACKET			
SIZE: C	DWG NO.: CC-23219	CAT / PART / ASSY NO.: FOSPCW14TMK	REV: 02
DO NOT SCALE THIS DRAWING	DRN BY: JES	DATE: 10/26/15	SHEET: 1 OF 1