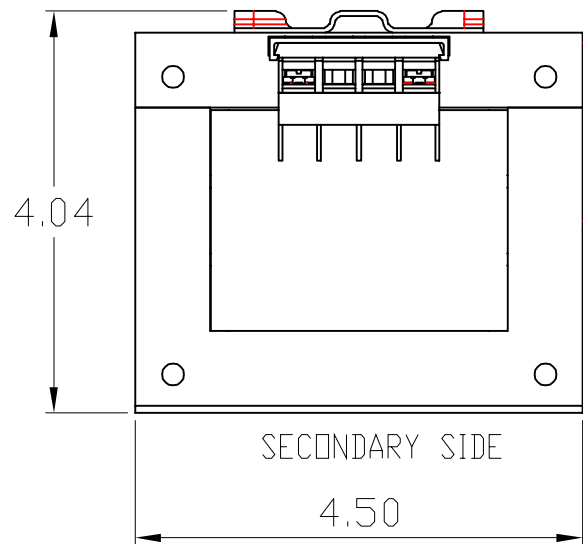


.20X.41 SLOT (4X)

TERMINAL SCREWS ARE COMBINATION M3.5 X 0.6 PHIL-SLOT WITH SEMS WASHER



SECONDARY SIDE

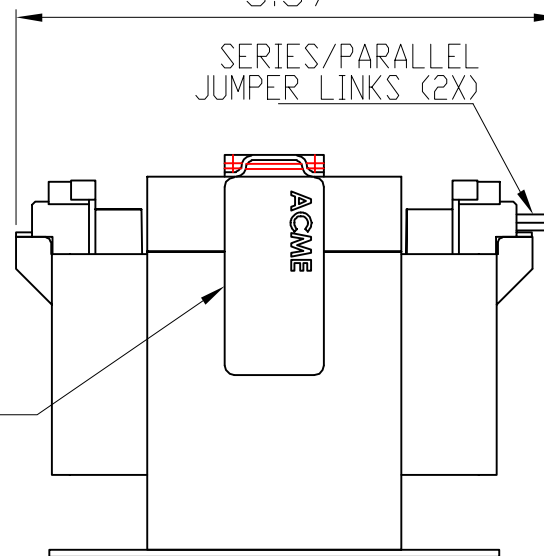
4.50

TRANSFORMER SPECIFICATIONS	
PRIMARY VOLTAGE(S)	240x480
SECONDARY VOLTAGE(S)	120x240
RATED V.A.	350
RATED FREQUENCY	50/60
INSULATION CLASS	130°C @ MAX RISE 80°C
AGENCY APPROVALS	UL, CUL
ESTIMATED WEIGHT	13.6 LBS

SECONDARY SIDE

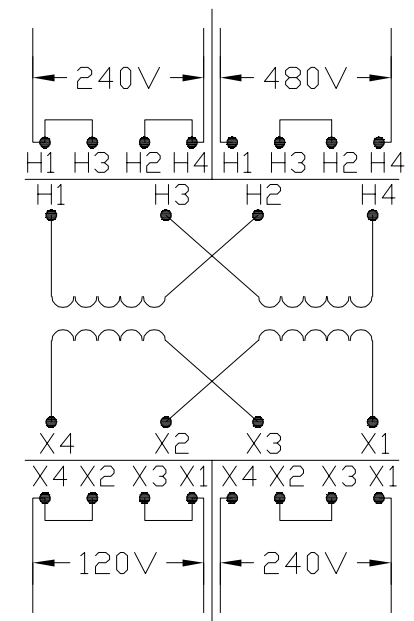
5.37

PRIMARY SIDE



SERIES/PARALLEL JUMPER LINKS (2X)

IDENTIFICATION LABEL (OPPOSITE SIDE DIAGRAM LABEL)



CONNECTION DIAGRAM

DIMENSIONS ARE IN INCHES TOLERANCES:

.XX ± .03

.XXX ± .010

ANGULAR: ± 1°

SOURCE N/A

MATERIAL N/A

FINISH N/A

DO NOT SCALE DRAWING

DRAWN BY: VS
 NAME: VS
 DATE: 06/08/2020
 CHECKED BY:

PROPRIETARY AND CONFIDENTIAL
 THE INFORMATION CONTAINED IN THIS DRAWING IS THE SOLE PROPERTY OF ACME ELECTRIC. ANY REPRODUCTION IN PART OR AS A WHOLE WITHOUT THE WRITTEN PERMISSION OF ACME ELECTRIC IS PROHIBITED.



DESCRIPTION:
 350 VA
 SIZE DWG. NO. A CE350N014
 WEIGHT: LBS. SHEET 1 OF 1