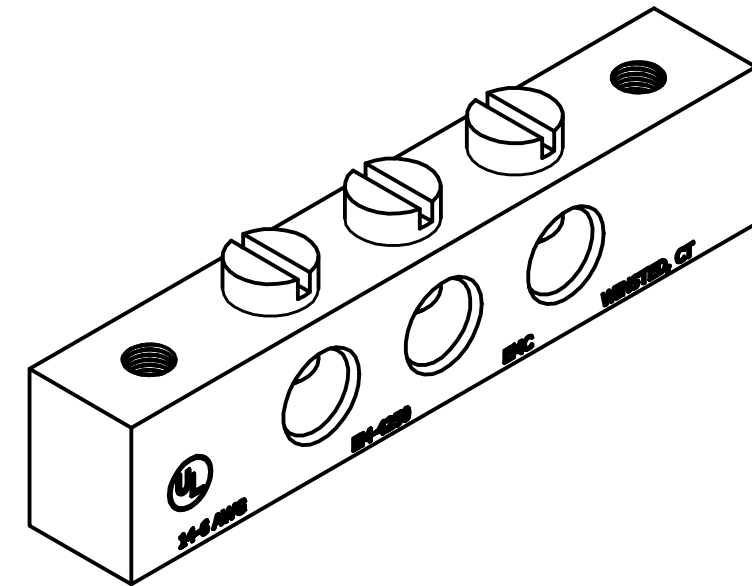
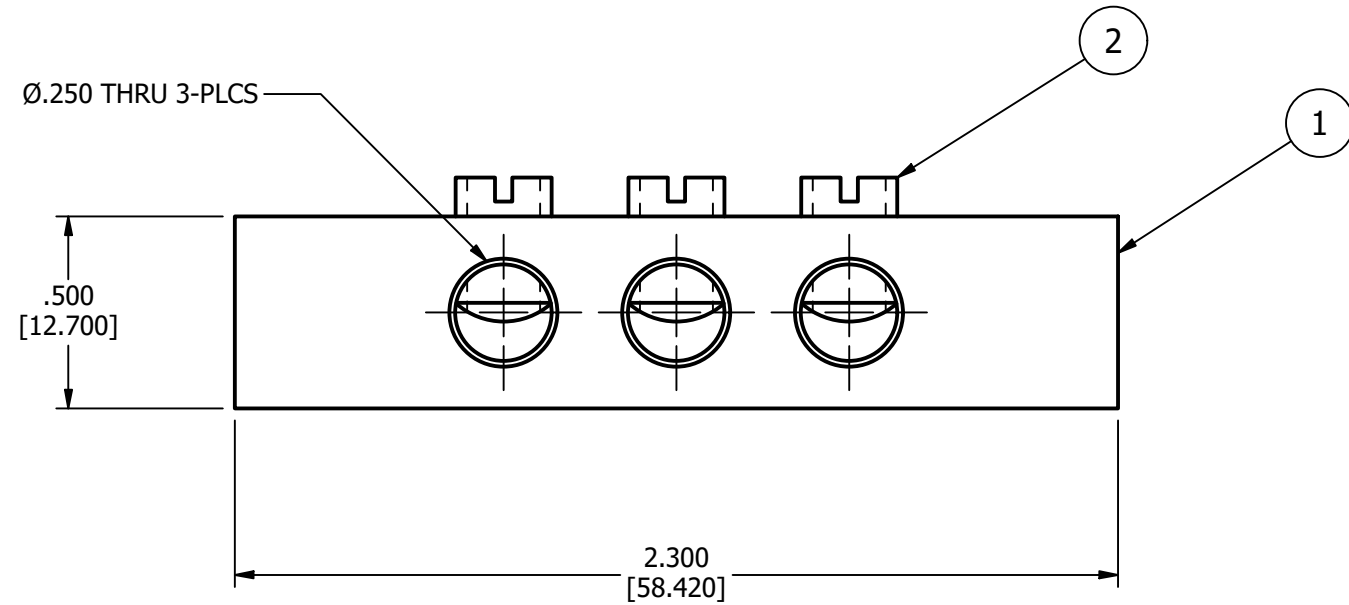
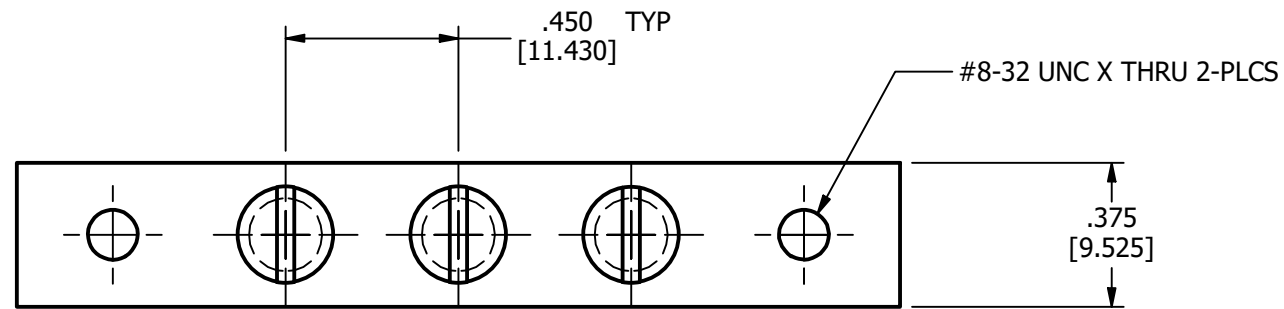


ITEM	DESCRIPTION	MATERIAL
1	3 POSITION GROUND BLOCK	BRASS -MATTE TIN PLATED
2	1-4-20 UNC SLOTTED SET SCREW	STAINLESS STEEL



NOTES:

1. ALL DIMENSIONS FOR REFERENCE ONLY.
DISTANCE IN. [MM], FORCE LBS. [kN], TORQUE IN. LBS. [N.m], & WEIGHT LBS. [KG].
2. MATERIAL: SEE TABLE
3. CABLE RANGE: #32 AWG (DIA. 0.008 [0.2032]) MIN-
#8 AWG (DIA. 0.1285 [3.2639]) MAX

EC #	DATE	PREM	SP	SP		HUBBELL POWER SYSTEMS, Inc.			
CHANGED BY	CHECKED BY	APPROVED BY	WEIGHT (lbmass)		TITLE				
						GROUND BAR ASSEMBLY			
EC DESCRIPTION:					0.12		THIRD ANGLE PROJECTION		
ADDITIONAL COMMENTS:					CONFIDENTIAL: THIS DRAWING AND ITS CONTENTS ARE CONFIDENTIAL AND THE EXCLUSIVE PROPERTY OF HUBBELL POWER SYSTEMS. NO PUBLICATION, DISTRIBUTION OR COPIES MAY BE MADE WITHOUT THE WRITTEN CONSENT OF HUBBELL POWER SYSTEMS. HUBBELL POWER SYSTEMS UNPUBLISHED ALL RIGHTS RESERVED UNDER THE COPYRIGHT LAWS				
CATALOG NUMBER: EM-4250-3SSO						SIZE	DWG NO.	PART / ASSY NO.	REV
						B	EM-4250-3SSO-CC	EM-4250-3SSO	A
SCALE: NTS						DRN BY: PREM	DATE: 9/29/2023	SHEET 1 OF 1	