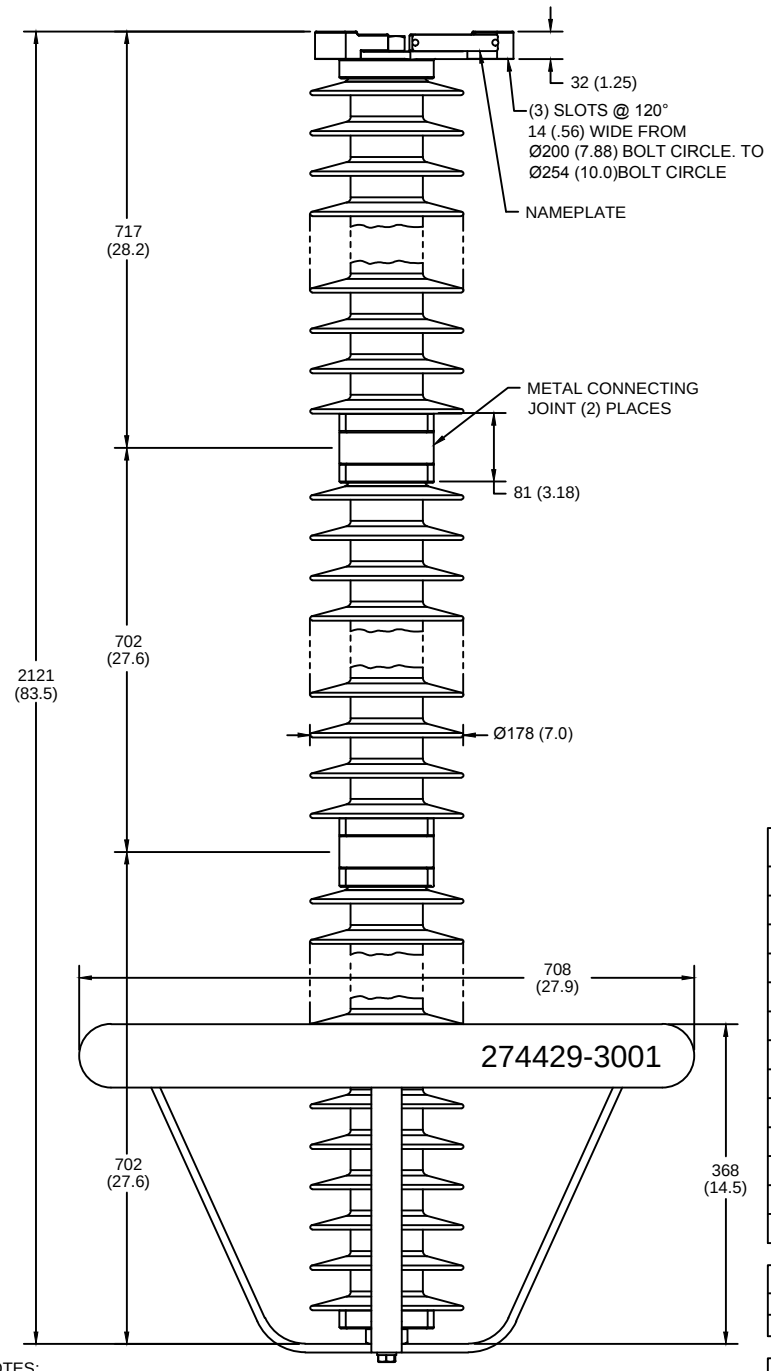

LINE TERMINAL DETAIL

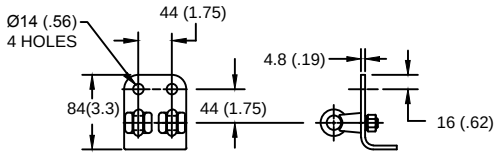

HDG 4-HOLE TERMINAL PAD, PART No. 274914-4002
TWO HDG TERMINALS, PART No. 271414-3001
SUITABLE FOR COPPER OR ALUMINUM CONDUCTOR SIZE
Ø 7 (.25) - Ø 21 (.81)
25 - 240 sq mm
AWG#4 - 500 MCM

GROUND TERMINAL DETAIL

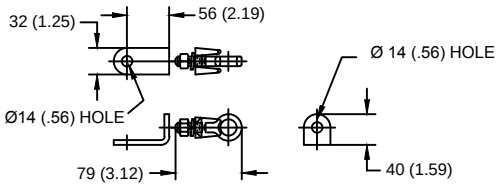

HDG TERMINAL BRACKET, PART No. 89606-4001
ONE HDG TERMINAL, PART No. 271414-3001
SUITABLE FOR COPPER OR ALUMINUM CONDUCTOR SIZE
Ø 7 (.25) - Ø 21 (.81)
25 - 240 sq mm
AWG#4 - 500 MCM

Ø = DIAMETER
HDG = HOT DIP GALVANIZED

CHARACTERISTICS	
RATED VOLTAGE (Ur)	180 kVrms
MCOV (Uc)	144 kVrms
MASS	54.6 kg (120 lb)
COG ABOVE BASE	1139 (44.8)
CREEPAGE DISTANCE	5482 (215.8)
STRIKE DISTANCE	1753 (69)
LIGHTNING IMP W/S	1006 kVpk
SWITCHING IMP WET W/S	843 kVpk
POWER FREQ WET W/S	395 kVrms
TOV 1s NO PRIOR DUTY	207 kVrms
TOV 10s NO PRIOR DUTY	198 kVrms
TOV 1s W/PRIOR DUTY	197 kVrms
TOV 10s W/PRIOR DUTY	186 kVrms

CANTILEVER FORCE	
MAXIMUM CONTINUOUS	256 N (58 lbf)
ULTIMATE (max pk)	1025 N (230 lbf)

RECOMMENDED CLEARANCE (METAL - METAL)	
PHASE TO GROUND	859 (33.8)
PHASE TO PHASE	984.7 (38.8)

NOTES:
1. DIMENSIONS IN millimeters(inches) SUBJECT TO ±3% TOLERANCE
2. CLEARANCE AND INSULATION W/S VOLTAGE APPLY AT SEA LEVEL
3. ARRESTER SUITABLE FOR OPERATION AT ALTITUDES UP TO 4380 m (14370 ft)
4. PACKAGED IN A WOOD CRATE.

.5μSEC 10kA IR kV	SWITCHING SURGE IR kV		MAXIMUM 8/20 DISCHARGE VOLTAGE - kV AT					
	500 A	1 KA	1.5 kA	3.0 kA	5 kA	10 kA	20 kA	40 kA
480	343	357	366	385	403	433	468	534

IEEE C62.11
STATION-CLASS
SURGE ARRESTER

Program Revision
2015.07.30.08.09.10

REV DATE
05/03/11

CONFIDENTIAL: THIS DRAWING AND ITS CONTENTS ARE CONFIDENTIAL AND THE EXCLUSIVE PROPERTY OF HUBBELL POWER SYSTEMS. NO PUBLICATION, DISTRIBUTION OR COPIES MAY BE MADE WITHOUT THE WRITTEN CONSENT OF HUBBELL POWER SYSTEMS. HUBBELL POWER SYSTEMS UNPUBLISHED ALL RIGHTS RESERVED UNDER THE COPYRIGHT LAWS.

TITLE
EVP ARRESTER
144 KV MCOV

SIZE	DWG NO.	CAT / PART / ASSY NO.	REV
S	1910670	EVP2144003001	1

DO NOT SCALE THIS DRAWING	DRN BY NON	DATE 05/03/11	SHEET 1 OF 1

HUBBELL® POWER SYSTEMS

1:8