

6

5

4

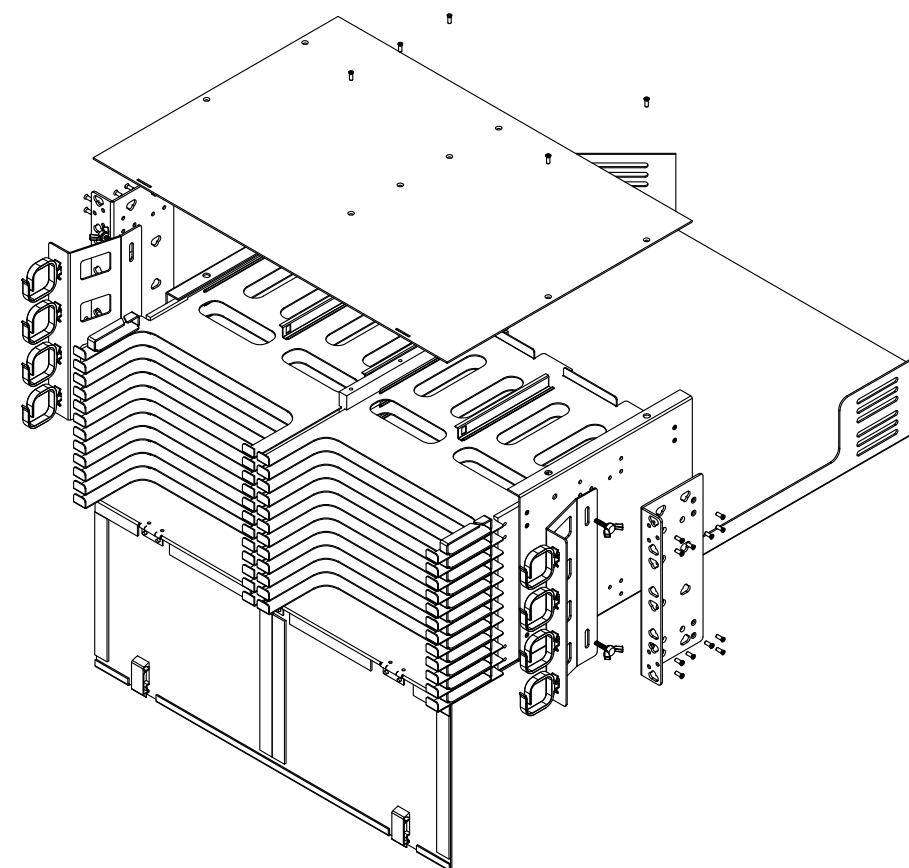
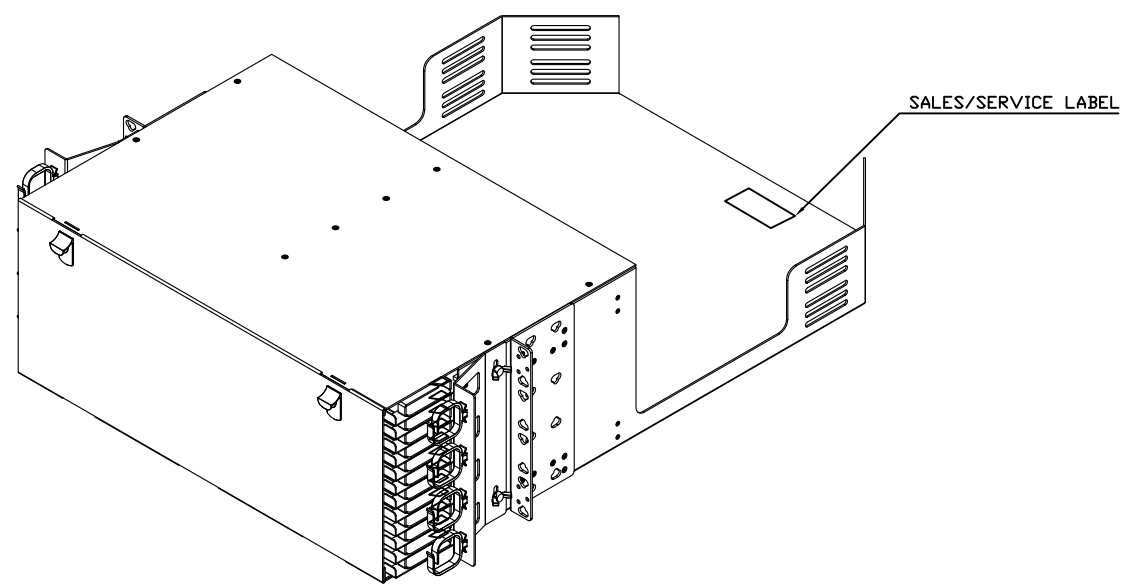
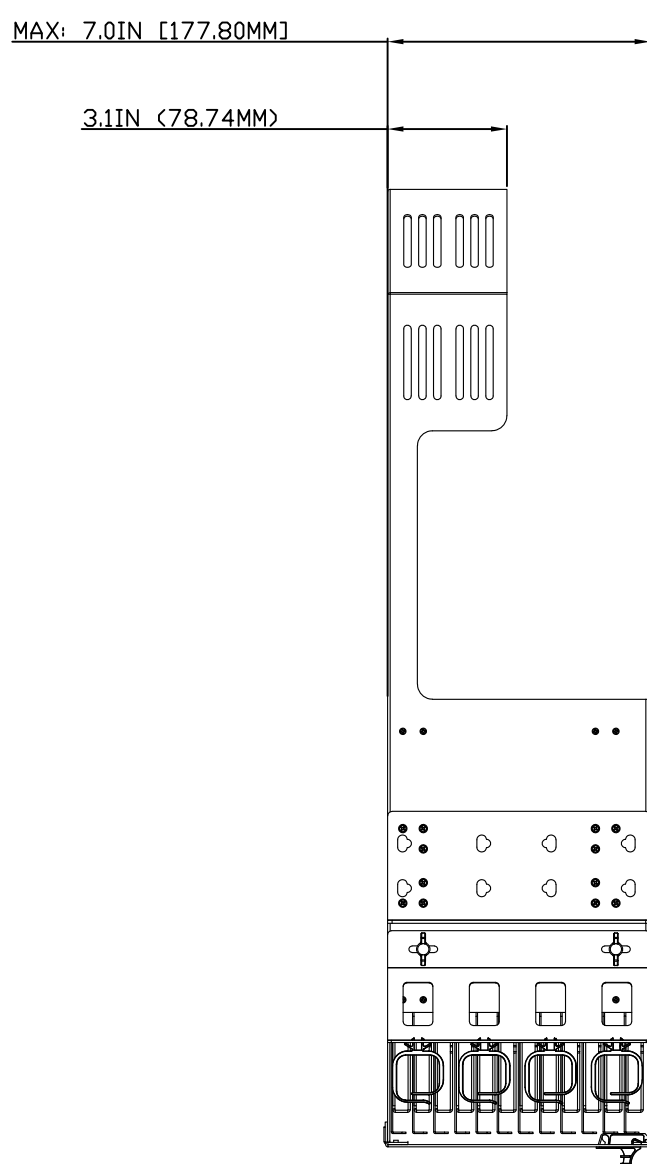
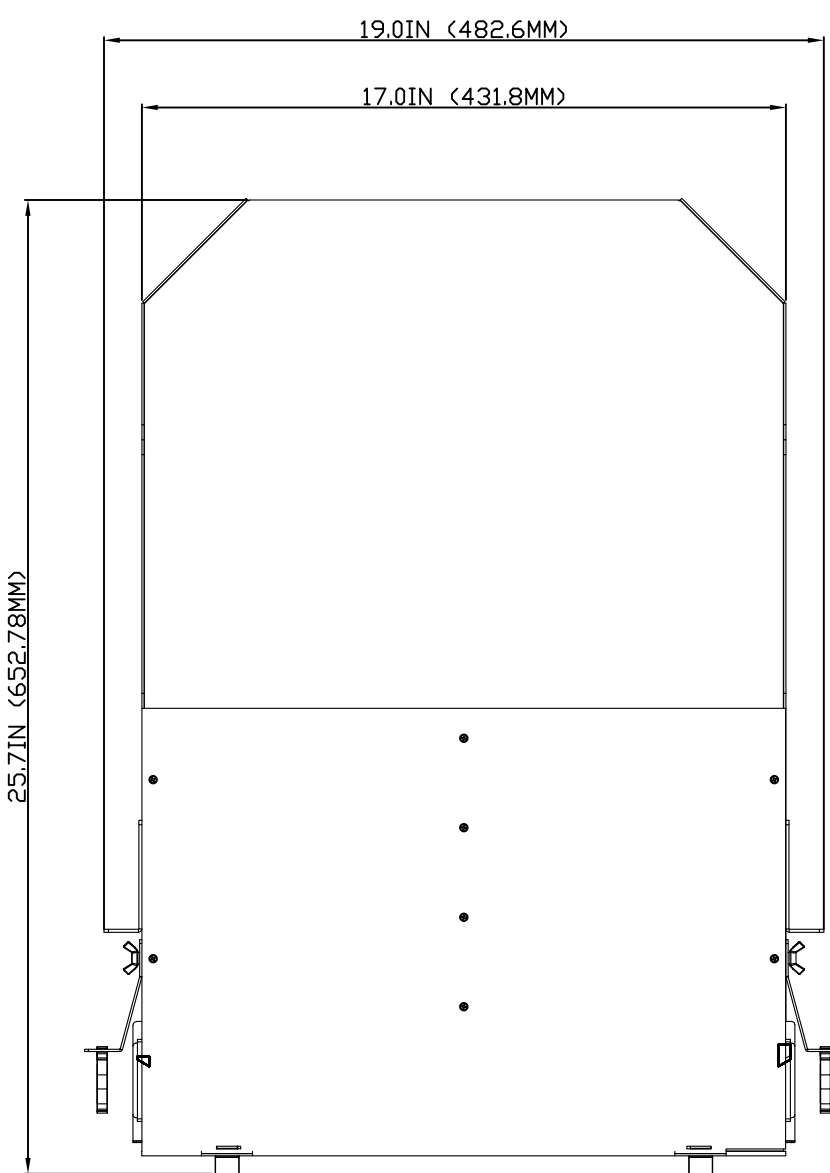
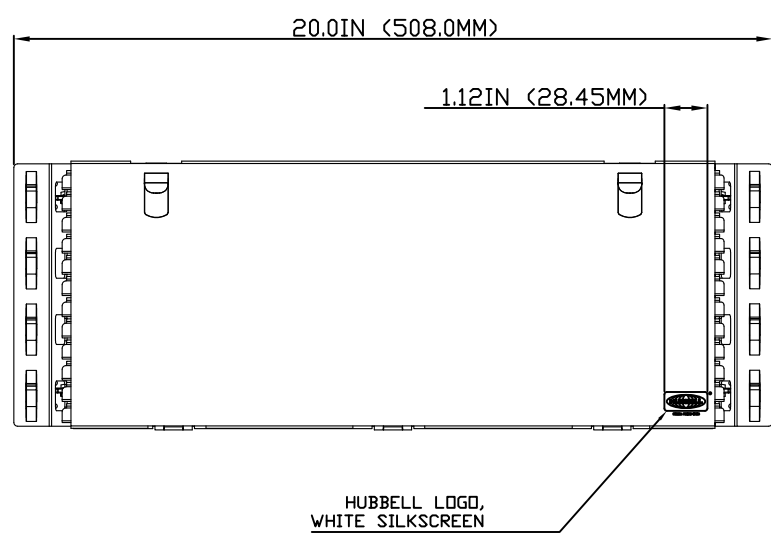
3

2

1

CATALOG NO.

FCRHD4UBK



NOTES:

- 1. SURFACE FINISH: BLACK POWDER COAT
- 2. HARDWARE PACK INCLUDES:  
 (4) #12-24 X 5/8 PAN HEAD SCREW  
 (4) #12 NYLON WASHER
- 3. SPECIFICATIONS SUBJECT TO CHANGE WITHOUT NOTICE.

DIMENSIONING AND TOLERANCE PER ANSI Y14.5M-1982 UNLESS OTHERWISE SPECIFIED, DIMENSIONS ARE IN INCHES (MM).  
 TOLERANCES  
 .XX = ±.01 (.25)  
 .XXX = ±.005 (.127)  
 .XXXX = ±.0025 (.0635)  
 ANGLE TOL ±1°

IN ACCEPTING OUR DRAWINGS, BLUEPRINTS, OR SUPPORTING DOCUMENTATION FOR QUOTATION OR OTHER PURPOSES, YOU AGREE NOT TO DISCLOSE TO OTHERS THE IDEAS, INFORMATION, OR DESIGNS SHOWN HEREIN, AND THAT YOU WILL MAKE NO USE OF SAME WITHOUT PERMISSION


PROJECT REFERENCE:  
 NPD 00160

MATERIAL:  
 CRS

DRAWN BY:  
 MABBY 07/13/16

CHECKED BY:

APPROVED BY:



Hubbell Premise Wiring  
 HUBBELL INCORPORATED (Delaware)  
 23 CLARA DRIVE, SUITE 103 MYSTIC, CT 06355

TITLE:  
 19" FIBER RACK MOUNT ENCLOSURE, 4U, HIGH DENSITY

SIZE: **C** DRAWING NO. **HWS14666C** REV. **2**

SCALE: N/A SHEET 1 OF 1

2	22574	02/23/18	CORRECT THE METRIC DIMENSIONS	AK	DO
REV.	ECN	DATE	DESCRIPTION	CHG BY	APPD BY

Created on AUTOCAD