HPW CATALOG NUMBER [5] [6]	AWG					METRIC WIRE SIZE				RECOMMENDED TIGHTENING TORQUE [8] N-LBS [N-m]	LETTERING LOCATOR TYPE
	RANGE FOR EQUAL RUN & TAP (COPPER)			MINIMUM TAP WITH MAXIMUM CABLE RUN	CATALOG NUMBER	RANGE FOR EQUAL RUN & TAP (COPPER)					
	MAX. SOLID CONDUCTOR	MINIMUM	MAXIMUM			MAX SOLID CONDUCTOR	MINIMUM	MAXIMUM	MINIMUM TAP WITH MAXIMUM CABLE RUN		
HGBKS17	#6 SOL (.162)	#8 STR (.146)	#6 STR (.184)	#14 STR (.073)	KS17	16mm^2 SOL [4.0]	10mm^2 STR [4.0]	10mm^2 STR [4.0]	2.5mm^2 STR [2.2]	165 [18.6]	C
HGBKS20	#4 SOL (.204)	#8 STR (.146)	#4 STR (.232)	#14 STR (.073)	KS20	-------	10mm^2 STR [4.0]	16mm^2 STR [5.1]	2.5mm^2 STR [2.2]	165 [18.6]	A
HGBKS22	#2 SOL (.258)	#6 STR (.184)	#3 STR (.260)	#14 STR (.073)	KS22	-------	16mm^2 STR [5.1]	25mm^2 STR [6.3]	2.5mm^2 STR [2.2]	275 [31.1]	A
HGBKS23	#1 SOL (.289)	#6 STR (.184)	#2 STR (.292)	#14 STR (.073)	KS23	-------	16mm^2 STR [5.1]	35mm^2 STR [7.5]	2.5mm^2 STR [2.2]	275 [31.1]	A
HGBKS25	2/0 SOL (.365)	#4 STR (.232)	1/0 STR (.373)	#14 STR (.073)	KS25	-------	25mm^2 STR [6.3]	50mm^2 STR [9.0]	2.5mm^2 STR [2.2]	385 [43.5]	A
HGBKS26	3/0 SOL (.410)	#2 STR (.292)	2/0 STR (.418)	#14 STR (.073)	KS26	-------	35mm^2 STR [7.5]	70mm^2 STR [10.5]	2.5mm^2 STR [2.2]	385 [43.5]	A
HGBKS27	4/0 SOL (.460)	#1 STR (.332)	3/0 STR (.470)	#8 SOL (.129)	KS27	-------	50mm^2 STR [9.0]	95mm^2 STR [12.5]	10mm^2 SOL [3.2]	500 [56.5]	B
HGBKS29	4/0 SOL (.460)	#1 STR (.332)	250 Kcmil (.575)	#8 STR (.146)	KS29	-------	50mm^2 STR [9.0]	120mm^2 STR [14.0]	10mm^2 STR [4.0]	650 [73.4]	A

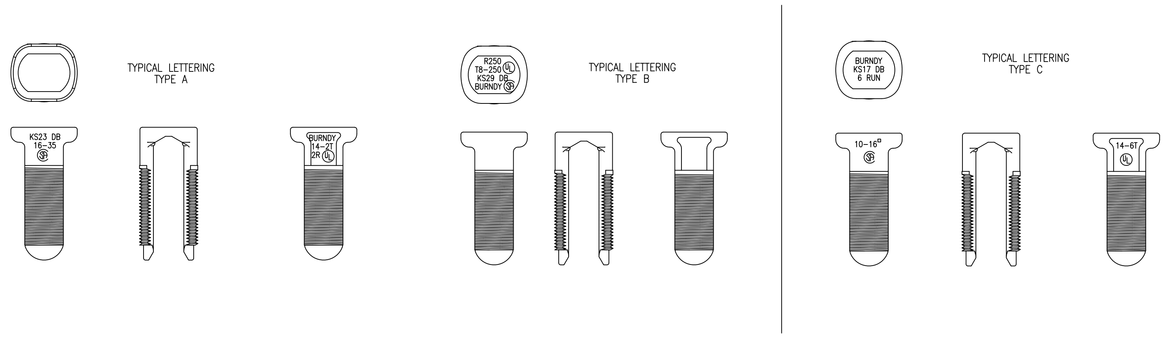

NOTES:

1. MATERIAL: COPPER ALLOY
2. DIMENSIONS IN BRACKET [ ] ARE IN MILLIMETERS ROUNDED OFF TO THE NEAREST MILLIMETER, UNLESS OTHERWISE NOTED, AND ARE FOR REFERENCE ONLY.
3. UL 486A LISTED. FILE NO. E9498.
4. CSA C22.2 NO. 65 LISTED. FILE NO. 42862.
5. UL467 LISTED, FILE NO. E9999. SUITABLE FOR DIRECT BURIAL, THIS DOES NOT APPLY TO KS39 OR KS44.
6. CSA C22.2 NO.41 CERTIFIED. SUITABLE FOR DIRECT BURIAL, THIS DOES NOT APPLY TO KS39 OR KS44.
7. THIS DRAWING TO BE INTERPRETED PER ASME Y14.5M-1994.
8. LISTED TORQUE VALUES ARE FOR MAXIMUM CONDUCTOR COMBINATIONS. CONSULT UL486 A-B TABLES 21, 22, 23, FOR SMALLER CONDUCTOR COMBINATIONS.
9. SPECIFICATIONS SUBJECT TO CHANGE WITHOUT NOTICE.

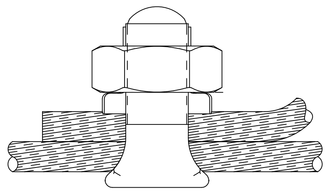

REV.	ECN	DATE	DESCRIPTION	CHG BY	APPD BY
1	17987	8/13/12	INITIAL RELEASE	CG	

Created on AUTOCAD

DIMENSIONING AND TOLERANCE PER ANSI Y14.5M-1982
UNLESS OTHERWISE SPECIFIED, DIMENSIONS ARE IN INCHES (MM).
TOLERANCES
.XX = ±.01 (.25)
.XXX = ±.005 (.127)
.XXXX = ±.0025 (.0635)
ANGLE TOL ±1°

IN ACCEPTING OUR DRAWINGS, BLUEPRINTS, OR SUPPORTING DOCUMENTATION FOR QUOTATION OR OTHER PURPOSES, YOU AGREE NOT TO DISCLOSE TO OTHERS THE IDEAS, INFORMATION, OR DESIGNS SHOWN HEREIN, AND THAT YOU WILL MAKE NO USE OF SAME WITHOUT PERMISSION

PROJECT REFERENCE: 2011-041
MATERIAL: SEE NOTES
DRAWN BY: C. GRIBBLE 8/13/12
CHECKED BY:
APPROVED BY:

Hubbell Premise Wiring
HUBBELL INCORPORATED (Delaware)
23 CLARA DRIVE, SUITE 103 MYSTIC, CT 06355

TITLE: SPLIT BOLTS, COPPER
SIZE: C | DRAWING NO.: HWS14140C | REV.: 1
SCALE: 1/1 | SHEET 1 OF 1

CATALOG NUMBER [5] [6]	B	C.F.	J	L	R	V	W
KS17	.58 [15]	.63 [16]	7/16"-20NF-2	1.14 [30]	.45 [11]	.16 [4]	.70 [18]
KS20	.65 [17]	.64 [18]	1/2"-20NF-2	1.20 [31]	.51 [13]	.22 [6]	.79 [20]
KS22	.69 [18]	.75 [19]	19/32"-20NS-2	1.50 [38]	.60 [15]	.26 [7]	.84 [21]
KS23	.72 [18]	.82 [21]	5/8"-18UNF-2	1.54 [39]	.62 [16]	.32 [8]	.92 [23]
KS25	.81 [21]	.94 [24]	3/4"-16UNF-2	1.77 [45]	.73 [19]	.38 [10]	1.06 [27]
KS26	.90 [23]	1.05 [27]	7/8"-14UNF-2	1.94 [49]	.82 [21]	.44 [11]	1.18 [30]
KS27	1.00 [25]	1.36 [35]	1 1/8"-12NF-2	2.04 [52]	1.17 [30]	.55 [14]	1.56 [37]
KS29	1.00 [25]	1.39 [35]	1 1/8"-12NF-2	2.25 [57]	1.00 [25]	.60 [15]	1.56 [37]

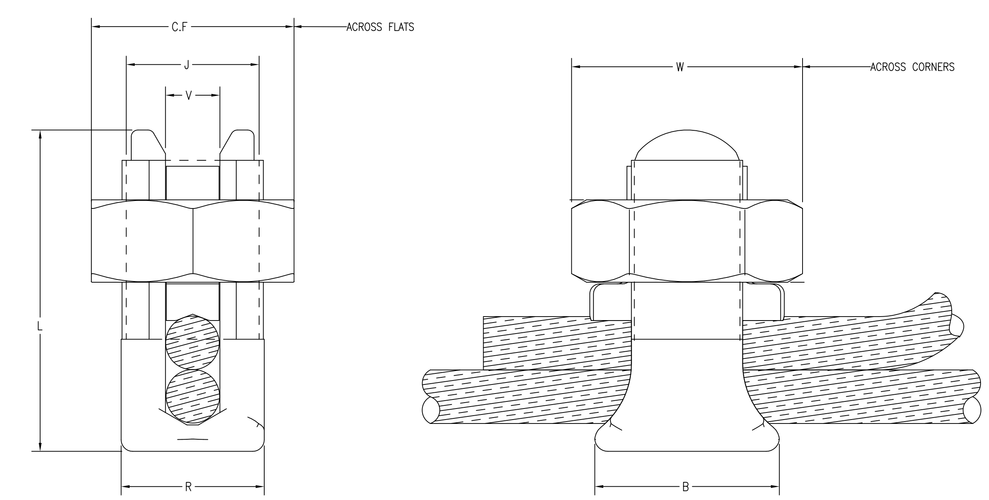

TITLE: SPLIT BOLTS, COPPER
SIZE: C | DRAWING NO.: HWS14140C | REV.: 1
SCALE: 1/1 | SHEET 2 OF 2