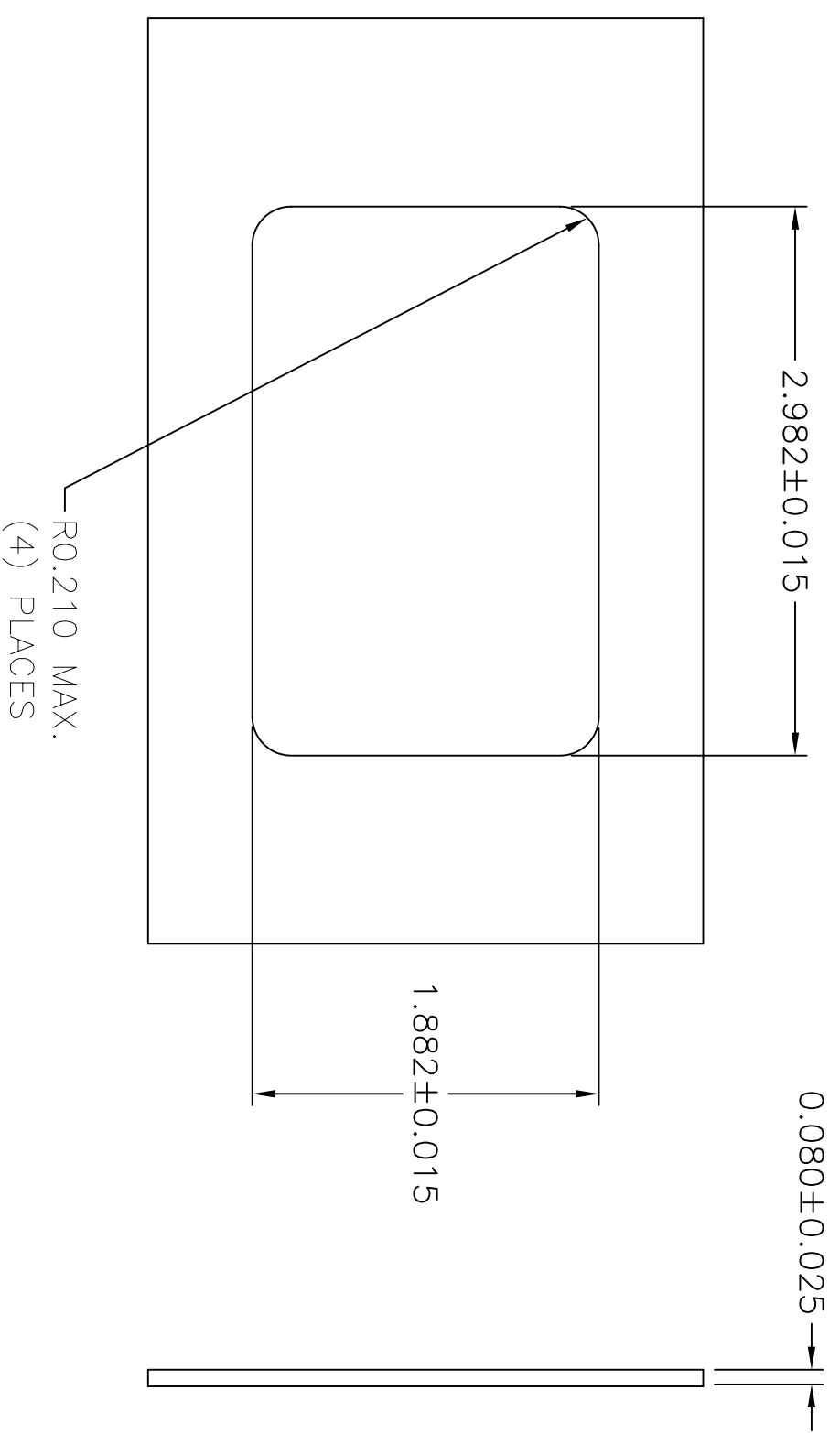
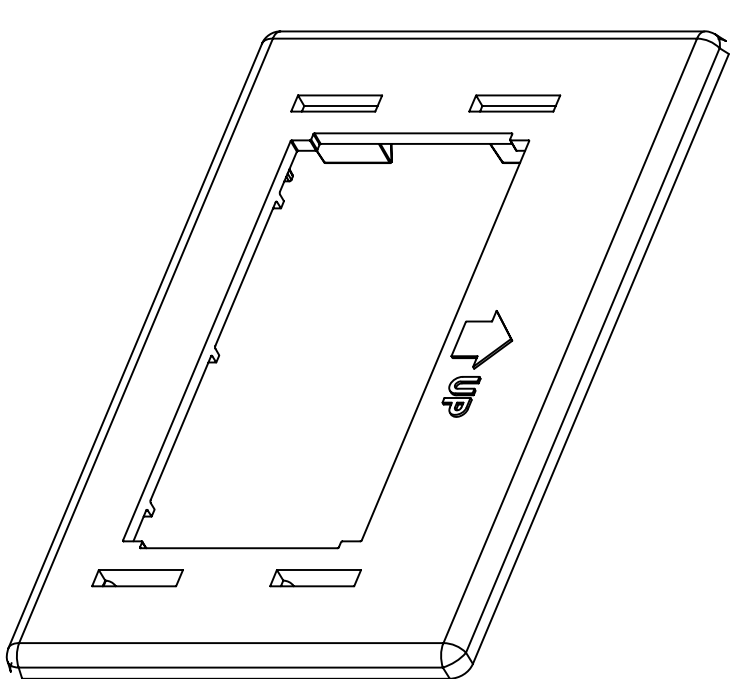
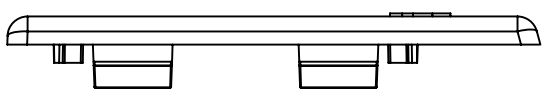
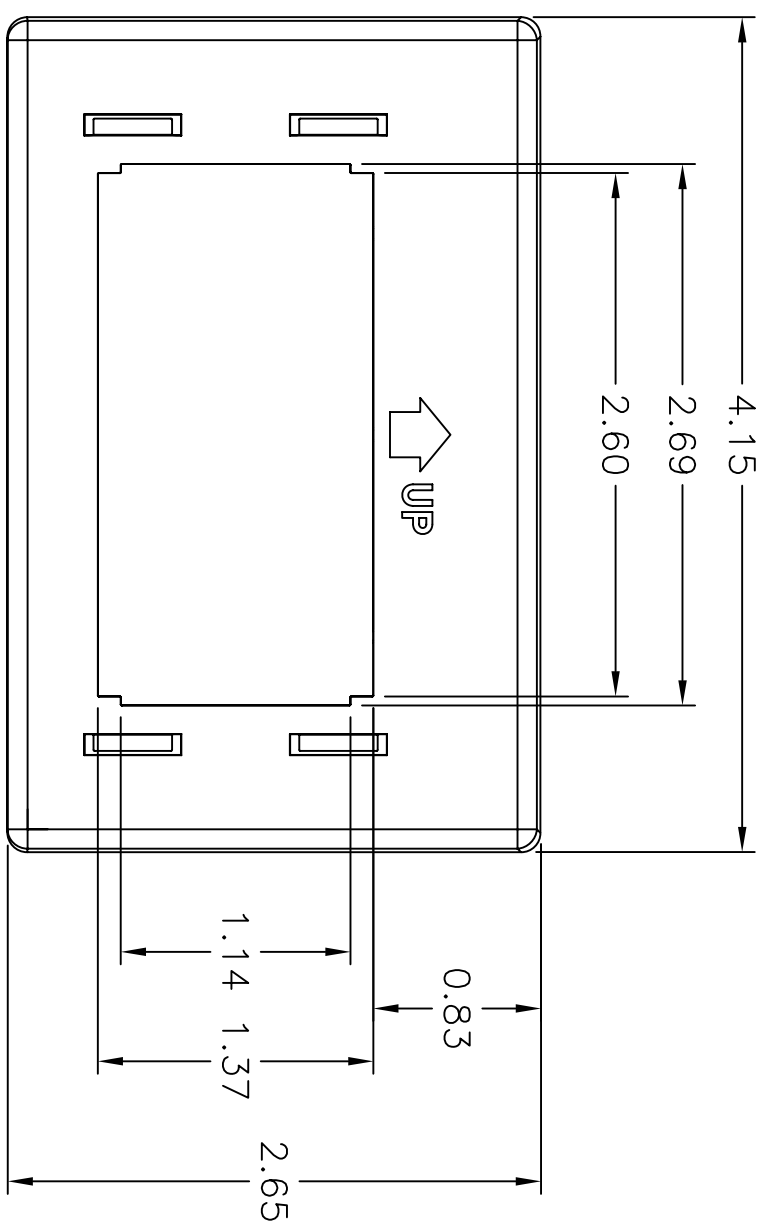
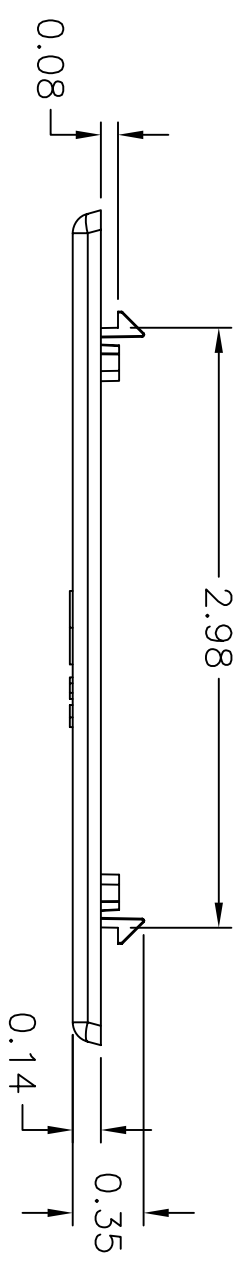


ITEM NO.	DESCRIPTION	QTY.
1	HERMAN MILLER REDUCER BEZEL	1

CATALOG NUMBER	DESCRIPTION
HMRBGY	HERMAN MILLER REDUCER BEZEL, GRAY
HMRBBK	HERMAN MILLER REDUCER BEZEL, BLACK



OPENING DETAIL

NOTES:
1. SPECIFICATIONS SUBJECT TO CHANGE WITHOUT PRIOR NOTICE

REV.	ECN	DATE	DESCRIPTION	CHG BY	APPD BY
B	16488	10/11/10	INITIAL RELEASE	CG	

Created on AUTOCAD

DIMENSIONING AND TOLERANCE PER ANSI Y14.5M-1982 UNLESS OTHERWISE SPECIFIED. DIMENSIONS ARE IN INCHES (MM).
TOLERANCES
.XX = ±.01 (.25)
.XXX = ±.005 (.127)
.XXXX = ±.0025 (.0635)
ANGLE TOL. ±1°

IN ACCEPTING OUR DRAWINGS, BLUEPRINTS, OR SUPPORTING DOCUMENTATION FOR QUOTATION OR OTHER PURPOSES, YOU AGREE NOT TO DISCLOSE TO OTHERS THE IDEAS, INFORMATION, OR DESIGNS SHOWN HEREIN, AND THAT YOU WILL MAKE NO USE OF SAME WITHOUT PERMISSION

PROJECT REFERENCE:

MATERIAL:

DRAWN BY: PAUL S. MAGUIRE 10/25/02

CHECKED BY: RAY RODDEN 11/08/02

APPROVED BY: RAY RODDEN 11/08/02

HUBBELL

Hubbell Premise Wiring
HUBBELL INCORPORATED (Delaware)
14 Lord's Hill Road, Stonington, Connecticut 06378

TITLE: PLATES/HOUSING/FRAMES
HERMAN MILLER REDUCER BEZEL

SIZE: C
DRAWING NO.: 773740C

SCALE: 1/1
SHEET 1 OF 1

REV. B