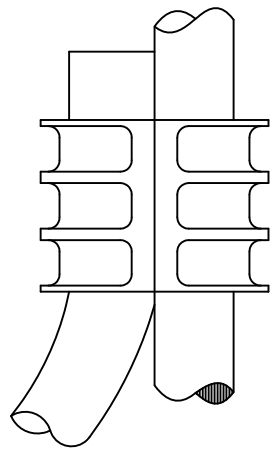


CATALOG NO.	CONNECTOR QTY	FIG. NO.	H	L	RUN CONDUCTOR CABLE RANGE	TAP CONDUCTOR CABLE RANGE	INSTALLATION DIE (# OF CRIMPS)
HYC4C6	10	1	.76	.57	#6 SOL TO #8 STR.	#6 SOL TO #6 STR	HGB (2); HUBG (1)
HYC4C4	10	1	.81	.57	#6 SOL TO #4 STR	#6 SOL TO #6 STR	HGB (2); HUBG (1)
HYC2C2	10	1	1.05	.67	#2 SOL TO #2 STR	#2 SOL TO #2 STR	HWCC (2); HUC (1)
HYC26C2	5	1	1.35	1.00	#2 SOL TO #2 STR	#8 SOL TO #2 STR	HGB (2); HUBG (1)
HYC26C26	5	1	1.35	1.00	1/0 STR TO 2/0 STR	1/0 STR TO 2/0 STR	HUO (1)
HYC2C4	10	2	.98	.67	#4 SOL TO #2 STR	#8 SOL TO #4 STR	HUC (1)
HYC28C2	1	2	1.65	1.07	3/0 STR TO 4/0 STR	#6 SOL TO #2 STR	HUD3 (1)
HYC28C26	1	2	1.65	1.07	3/0 STR TO 4/0 STR	1/0 STR TO 2/0 STR	HUD3 (1)
HYC28C28	1	1	1.56	1.07	3/0 STR TO 4/0 STR	3/0 STR TO 4/0 STR	HUD3 (1)



TYPICAL INSTALLED VIEW

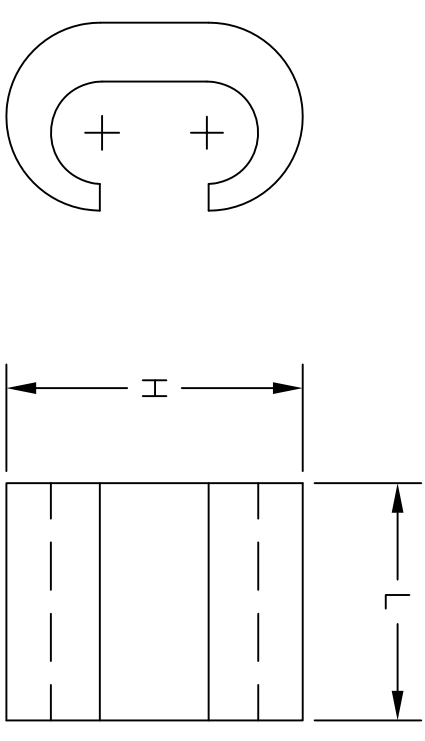


FIG 1

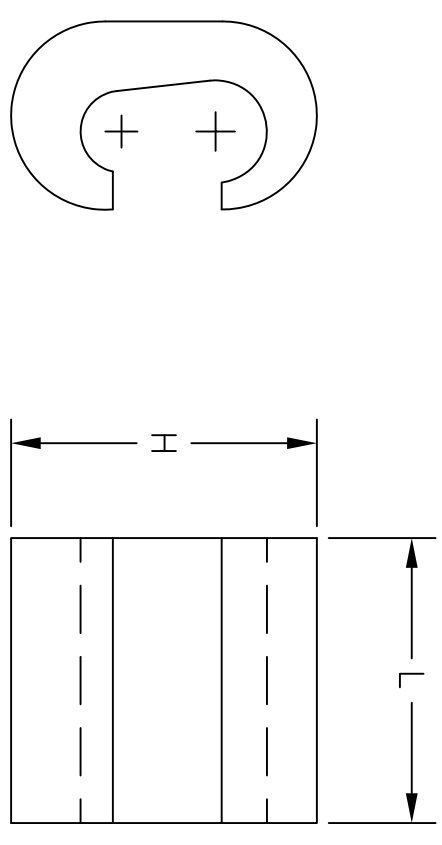


FIG 2

NOTE:
SPECIFICATIONS SUBJECT TO CHANGE WITHOUT NOTICE.

REV.	ECN	DATE	DESCRIPTION	CHG BY	APPD BY
3	18114	03/14/13	ADDED NEW CATALOG NUMBERS	MMA	

Created on AUTOCAD

DIMENSIONING AND TOLERANCE PER ANSI Y14.5M-1982 UNLESS OTHERWISE SPECIFIED, DIMENSIONS ARE IN INCHES (MM). TOLERANCES:
 .XX = ±.01 (.25)
 .XXX = ±.005 (.127)
 .XXXX = ±.0025 (.0635)
 ANGLE TOL .±1°

PROJECT REFERENCE: 2011-041

MATERIAL: COPPER

DRAWN BY: C. GRIBBLE 2/29/12

CHECKED BY:

APPROVED BY:

HUBBELL
 Hubbell Premise Wiring
 HUBBELL INCORPORATED (Delaware)
 14 Lord's Hill Road, Stonington, Connecticut 06378

TITLE: C-TAP IRREVERSIBLE CRIMP CONNECTOR

SIZE: C **DRAWING NO.:** HWS14131C **REV.:** 3

SCALE: 1/1 **SHEET:** 1 OF 1