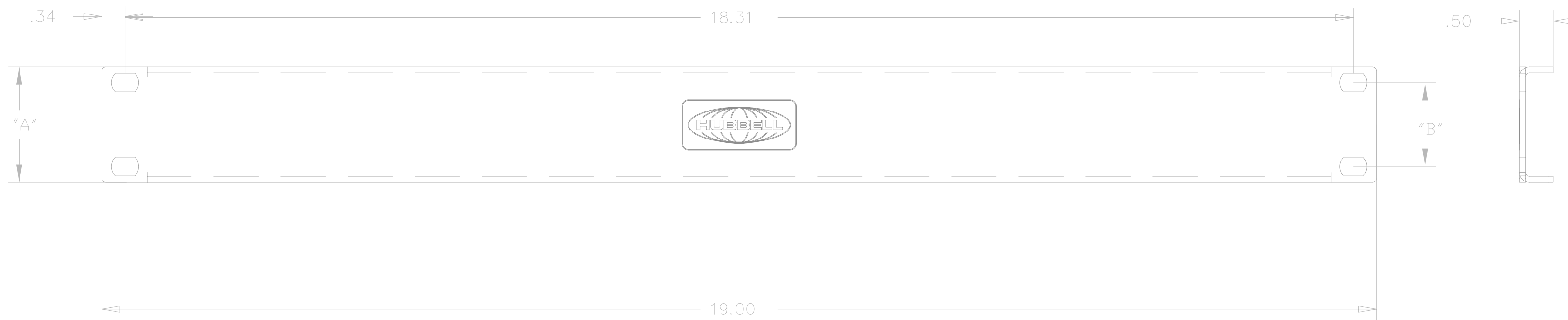



CATALOG NUMBERS	DESCRIPTION	SURFACE FINISH	DIMENSION "A"	DIMENSION "B"
MCCBP175	1U BLANK PANEL	BLACK	1.72	1.25
MCCBP350	2U BLANK PANEL	BLACK	3.47	3.00
MCCBP700	4U BLANK PANEL	BLACK	6.97	4.00

NOTES:

1. SURFACE FINISH: POWDER COAT
2. PANEL COMES WITH A HARDWARE KIT:
(4) #12-24 X 5/8 COMBO SCREW
(4) NYLON WASHER
3. SPECIFICATIONS SUBJECT TO CHANGE WITHOUT NOTICE.

SALES/SERVICE LABEL
FARSIDE



Created on AUTOCAD

DIMENSIONING AND TOLERANCE PER
ANSI Y14.5M-1982
UNLESS OTHERWISE SPECIFIED,
DIMENSIONS ARE IN INCHES (MM).

TOLERANCES
.X = ±.03 (.8)
.XX = ±.02 (.4)
.XXX = ±.010 (.25)
ANGLE TOL ±1°

IN ACCEPTING OUR DRAWINGS,
BLUEPRINTS, OR SUPPORTING
DOCUMENTATION FOR QUOTATION
OR OTHER PURPOSES, YOU AGREE
NOT TO DISCLOSE TO OTHERS
THE IDEAS, INFORMATION, OR
DESIGNS SHOWN HEREIN, AND
THAT YOU WILL MAKE NO USE
OF SAME WITHOUT PERMISSION


PROJECT REFERENCE:

MATERIAL:
.090" ALUMINUM

DRAWN BY:
M. ABBY 05/16/06

CHECKED BY:

APPROVED BY:



Hubbell Premise Wiring
HUBBELL INCORPORATED (Delaware)
14 Lord's Hill Road, Stonington, Connecticut 06378

TITLE: BLANK PANEL

SIZE: C DRAWING NO. 10334C REV. A

SCALE: 3/4 SHEET 1 OF 1

REV.	ECN	DATE	DESCRIPTION	CHG BY	APPD BY
A	5864	05/16/06	INITIAL RELEASE	MMA	