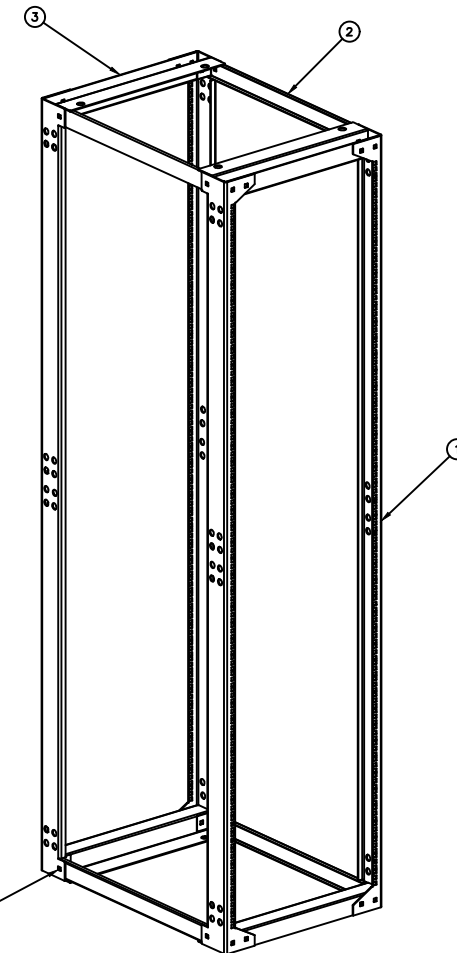
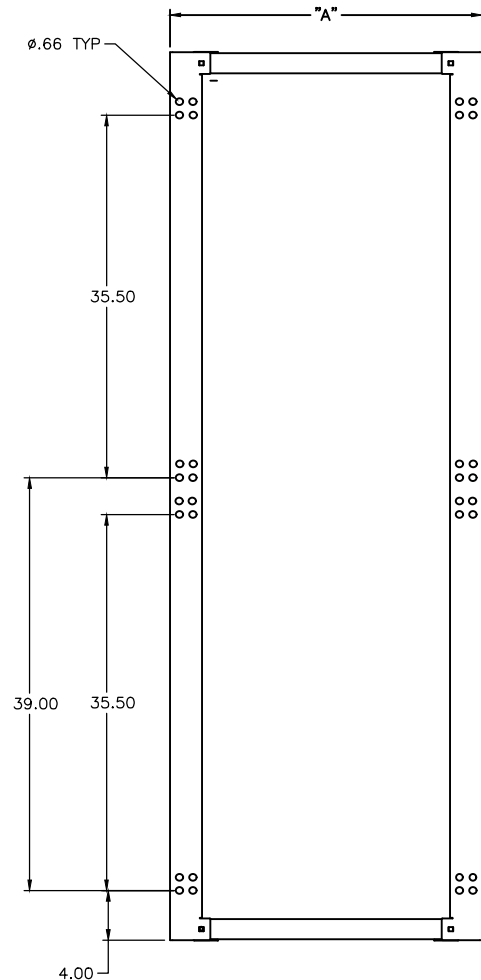
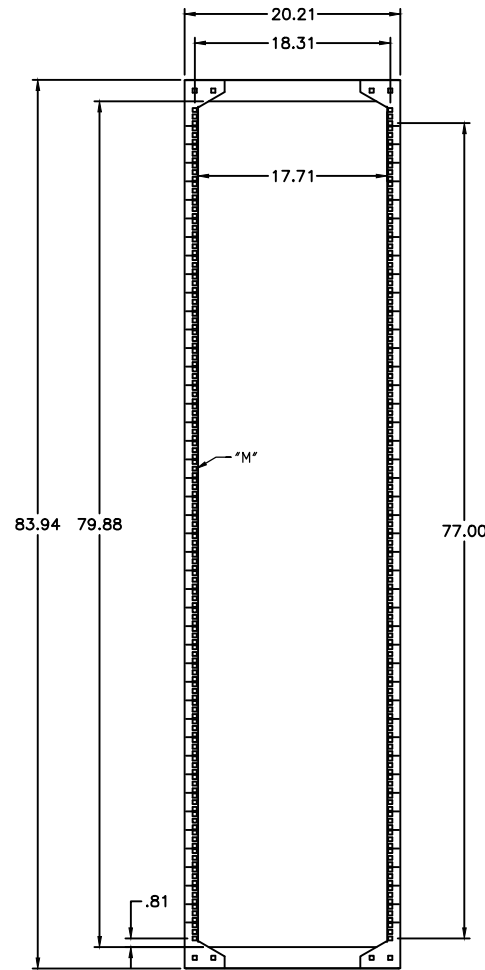
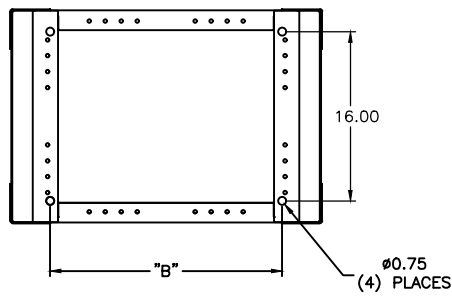


ITEM NO.	DESCRIPTION	QTY.
1	VERTICAL MEMBER	4
2	DEPTH MEMBER	4
3	CROSS MEMBER	4
4	3/8-16 x 5/8" CARRIAGE BOLT	32
5	3/8-16 LOCK NUT, BLACK	32
6	HARDWARE PACK (50 PK SCREW/CAGE NUT)	1
7	INSTRUCTION SHEET	1

CATALOG NUMBERS	DESCRIPTION	"M"	DIMENSION "A"	DIMENSION "B"
SF841924	SERVER FRAME 24" DEEP W/M6 CAGE NUTS AND SCREWS	.378" SQ. HOLE	24.00	16.50
SF841929	SERVER FRAME 29" DEEP W/M6 CAGE NUTS AND SCREWS	.378" SQ. HOLE	29.23	21.73
SF841936	SERVER FRAME 36" DEEP W/M6 CAGE NUTS AND SCREWS	.378" SQ. HOLE	36.00	29.50
SF841924T	SERVER FRAME 24" DEEP W/ #12-24 TAPPED HOLES	#12-24 TAP	24.00	16.50
SF841929T	SERVER FRAME 29" DEEP W/ #12-24 TAPPED HOLES	#12-24 TAP	29.23	21.73
SF841936T	SERVER FRAME 36" DEEP W/ #12-24 TAPPED HOLES	#12-24 TAP	36.00	29.50
SF841942	SERVER FRAME 42" DEEP W/M6 CAGE NUTS AND SCREWS	.378" SQ. HOLE	42.00	35.50
SF841942T	SERVER FRAME 42" DEEP W/ #12-24 TAPPED HOLES	#12-24 TAP	42.00	35.50
SF841948	SERVER FRAME 48" DEEP W/M6 CAGE NUTS AND SCREWS	.378" SQ. HOLE	48.00	41.50
SF841948T	SERVER FRAME 48" DEEP W/ #12-24 TAPPED HOLES	#12-24 TAP	48.00	41.50



ASSEMBLY HARDWARE CONSISTS OF 3/8" CARRIAGE BOLT AND LOCK NUT

- NOTES:
1. SURFACE FINISH: BLACK POWDER COAT
 3. SPECIFICATIONS SUBJECT TO CHANGE WITHOUT PRIOR NOTICE.

Created on AUTOCAD	DIMENSIONING AND TOLERANCE PER ANSI Y14.5M-1982 UNLESS OTHERWISE SPECIFIED, DIMENSIONS ARE IN INCHES (MM). TOLERANCES .X = ±.03 (.8) .XX = ±.02 (.4) .XXX = ±.010 (.25) ANGLE TOL ±1°	PROJECT REFERENCE:	Hubbell Premise Wiring HUBBELL INCORPORATED (Delaware) 14 Lord's Hill Road, Stonington, Connecticut 06378
	IN ACCEPTING OUR DRAWINGS, BLUEPRINTS, OR SUPPORTING DOCUMENTATION FOR QUOTATION OR OTHER PURPOSES, YOU AGREE NOT TO DISCLOSE TO OTHERS THE IDEAS, INFORMATION, OR DESIGNS SHOWN HEREIN, AND THAT YOU WILL MAKE NO USE OF SAME WITHOUT PERMISSION	MATERIAL: C.R.S.	
		DRAWN BY: PAUL S. MAGUIRE 12/06/02	SIZE: D
		CHECKED BY: ROB BAXTER 12/06/02	DRAWING NO.: 11858C
		APPROVED BY: ROB BAXTER 12/06/02	SCALE: N/A
			SHEET 1 OF 1

REV.	ECN	DATE	DESCRIPTION	CHG BY	APPD BY
E	19447	05/01/14	ADDED 4 NEW CATALOG NUMBERS. UPDATED VERTICAL MEMBERS FOR ALL.	JJRJ	