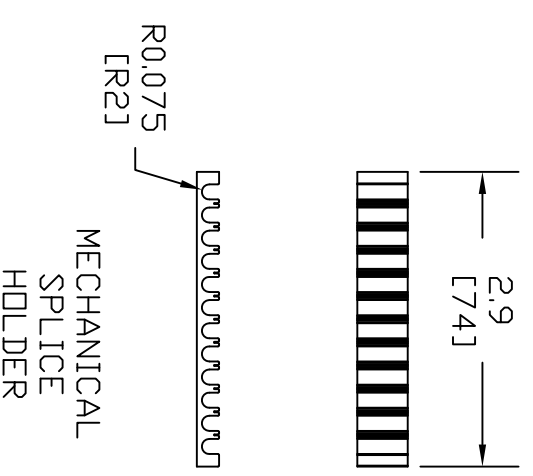
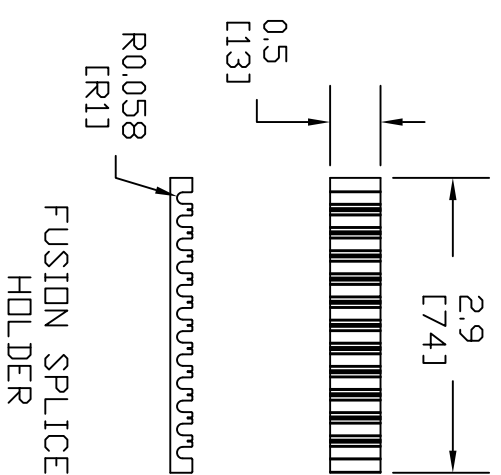
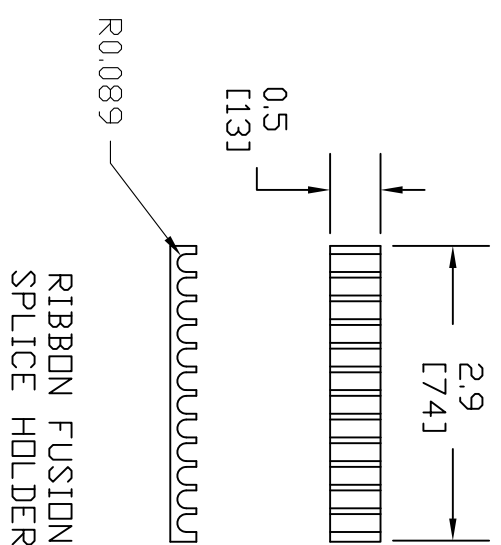
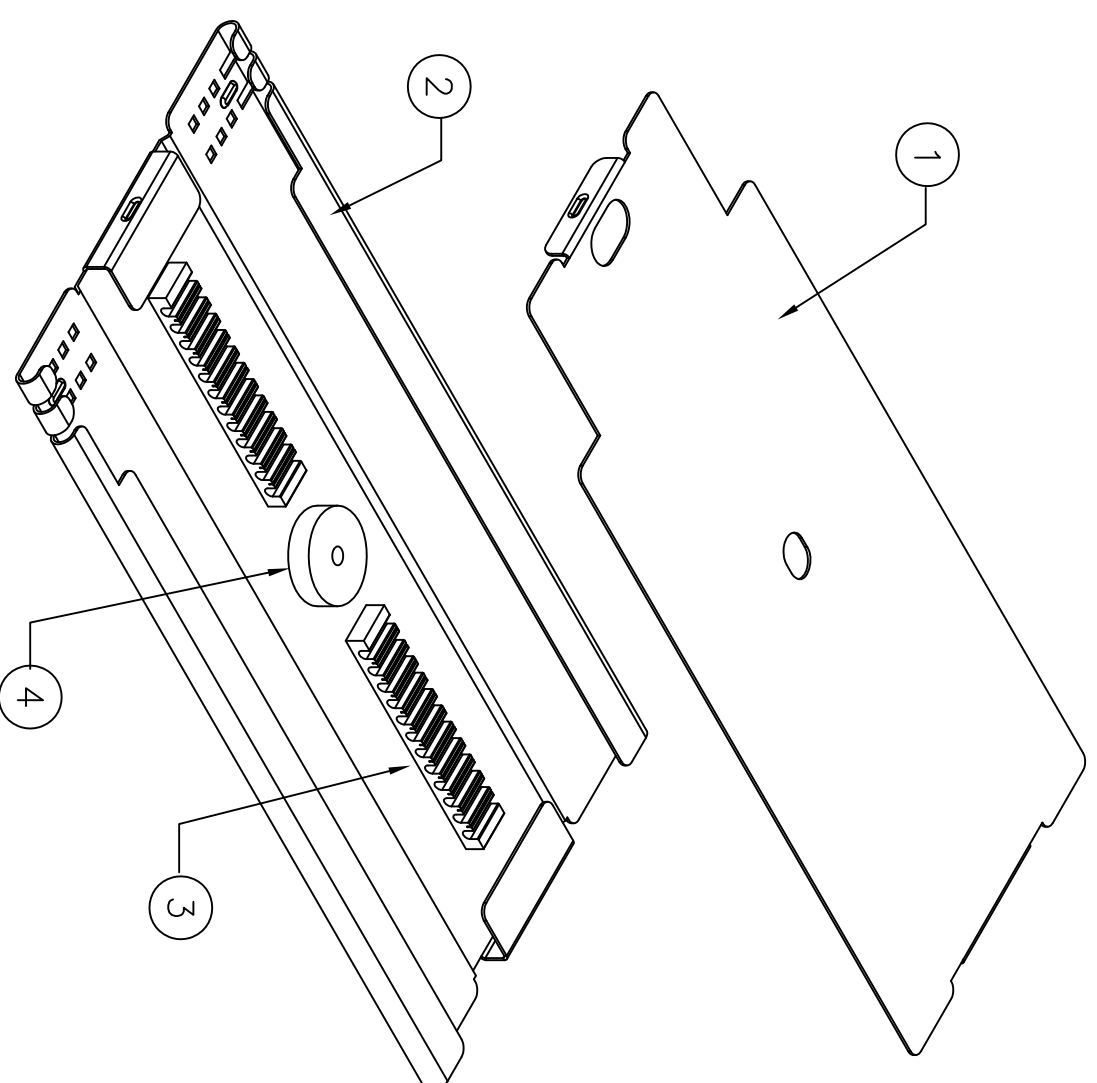
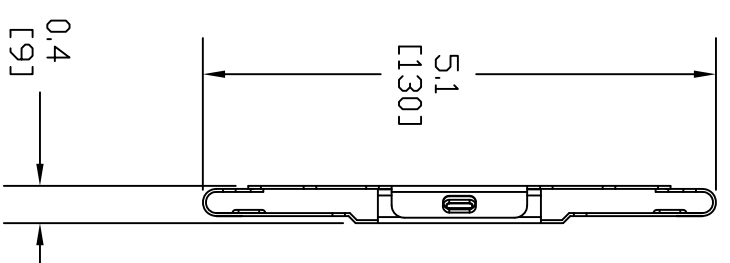
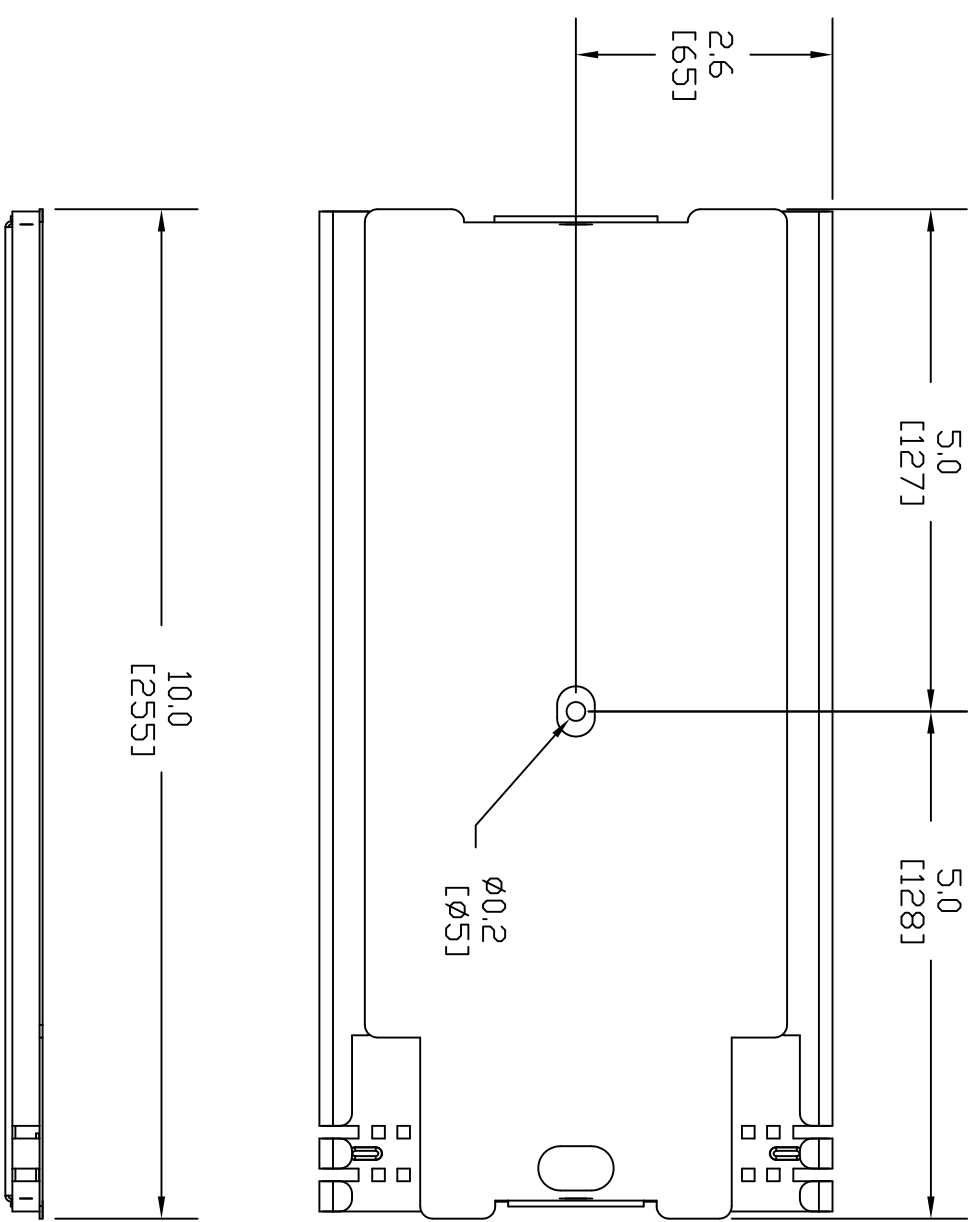


ITEM NO.	DESCRIPTION	QTY.
1	COVER	1
2	BASE	1
3	SPLICE HOLDER (SEE NOTES FOR QTY)	--
4	FOAM WASHER	1
5	4" ZIP TIES (NOT SHOWN)	8

CATALOG NUMBER	DESCRIPTION
STRAY24M	24 FIBER MECHANICAL SPLICE TRAY
STRAY24F	24 FIBER FUSION SPLICE TRAY
STRAY12RFS	144 FIBER, 12 RIBBON FUSION SPLICE TRAY



- NOTES:
1. TRAY MATERIAL IS .060" THICK ALUMINUM WITH A CLEAR ANODIZE COATING.
 2. TRAY INCLUDES EITHER MECHANICAL SPLICE HOLDERS OR FUSION SPLICE HOLDERS.
 3. SPLICE HOLDERS COMPATIBLE WITH MOST SPLICE SLEEVES.
 4. STRAY24F AND STRAY24M COME WITH 2 SPLICE HOLDERS.
 5. STRAY12RFS COMES WITH 1 SPLICE HOLDER.
5. SPECIFICATIONS SUBJECT TO CHANGE WITHOUT NOTICE.

REV.	ECN	DATE	DESCRIPTION	CHG BY	APPD BY
B	17064	5/4/11	ADDED STRAY12RFS	CG	

Created on AUTOCAD

DIMENSIONING AND TOLERANCE PER ANSI Y14.5M-1982 UNLESS OTHERWISE SPECIFIED. DIMENSIONS ARE IN INCHES (MM). TOLERANCES
 .XX = ±.01 (.25)
 .XXX = ±.005 (.127)
 .XXXX = ±.0025 (.0635)
 ANGLE TOL. ±1°

IN ACCEPTING OUR DRAWINGS, BLUEPRINTS, OR SUPPORTING DOCUMENTATION FOR QUOTING OR OTHER PURPOSES, YOU AGREE NOT TO DISCLOSE TO OTHERS THE IDEAS, INFORMATION, OR DESIGNS SHOWN HEREIN, AND THAT YOU WILL MAKE NO USE OF SAME WITHOUT PERMISSION

PROJECT REFERENCE: N/A

MATERIAL:

DRAWN BY: C. DUSSAULT 10/13/08

CHECKED BY:

APPROVED BY:

TITLE: **HUBBELL** FIBER SPLICE TRAY, 10" MECHANICAL/FUSION

Hubbell Premise Wiring
 HUBBELL INCORPORATED (Delaware)
 14 Lord's Hill Road, Stonington, Connecticut 06378

SIZE: C DRAWING NO. C10734

SCALE: 1/2 SHEET 1 OF 1

REV. B